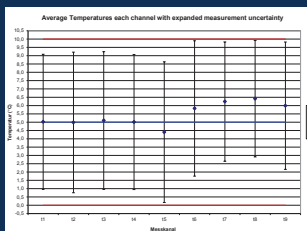


LRBFS06W1HC

Laboratory Refrigerator with Analog Controls Suitable for Flammable Material Storage



Temperature stability and consistency EN 60068-3
All laboratory refrigerators and freezers are tested at state-of-the-art Liebherr development facilities according to procedure EN 60068-3 for measuring the temperature at nine different points in the appliance interiors.



Explosion protection: ATEX 95
The ATEX-95 certification confirms that the Liebherr spark-free laboratory refrigerators and freezers are suitable for storing explosive and highly flammable materials as defined by EU Directive 2014/34/EU (ATEX).




Environmentally friendly refrigerants
Liebherr appliances are optimised for maximum energy efficiency and low operating costs. We only use the natural and environmentally-friendly refrigerants R 600a and R 290. When used with highly efficient compressors, these are extraordinarily efficient and, with their low global warming potential, also future-proof.

LIEBHERR

LRBFS06W1HC

Mediline

Flammable Material Storage Refrigerator



Smart Frost

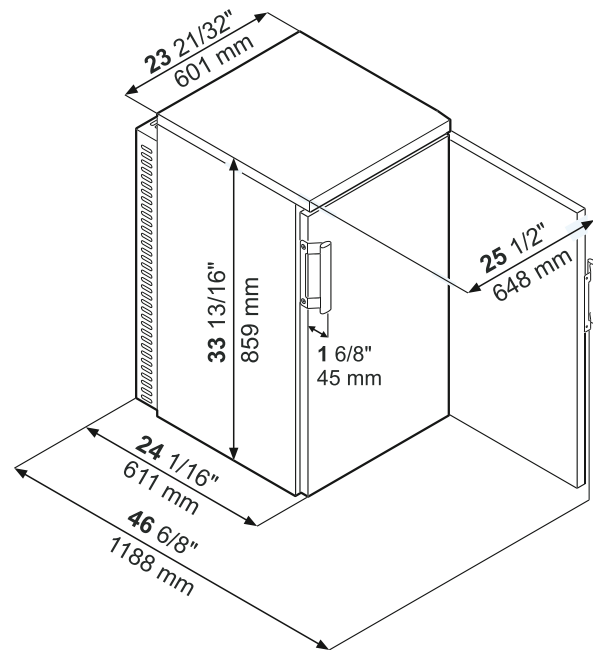
home.liebherr.com



LRBFS06W1HC

Total gross/net capacity l (cu.ft.)	180/165 (6.4/5.8)
Exterior dimensions in mm (w/d/h) in inches (w/d/h)	597/611/859 23 9/16"/24 1/16"/33 7/8"
Interior dimensions in mm (w/d/h) in inches (w/d/h)	513/441/702 20 1/4"/17 3/8"/27 11/16"
Energy Consumption (kWh/day) *	372 kWh
EnergyStar rated	No
Ambient temperature in °C (°F)	10°C to 27°C (50°F to 81°F)
Refrigerant	R600a
Sound rating**	50 dB(A)
Connection rating	1.5 A
Frequency/voltage	60 Hz/115V~
Cooling system/Defrost	Forced-air/Automatic
Temperature range in °C (°F)	1°C to 15°C (34°F to 59°F)
External cabinet finish	Steel/white
Door/lid material	Steel
Internal liner material	Commercial grade molded polystyrol
Type of control	Analog Control
Temperature display	External digital
Alarm	Visual, audible
Alarm forwarding	Yes
Interior Light	n/a
Adjustable shelves	3
Shelf material	Glass
Shelf load weight in kg (lbs)	40 (88.2)
Usable Shelf Area in mm (inches)	513/412 (20 1/4"/16 1/4")
Casters	-
Handle	Ergonomic slimline handle
Lock	Recessed
Self-closing door	Yes
Door Hinges	Right, reversible on site
Insulation in mm (inches)	16 - 55 (11/16" - 2 3/16")
Gross/net weight in Kg (lbs)	42/39 (92.6/86)

Unit Dimensions



Accessories

Glass shelf

9293599

* Measured unloaded at 26.6°C (80°F) ambient temperature with set point of 3.3°C (38°F).

** Noise level - sound power re 1pW - according to IEC 60704-2-14.

LIEBHERR