

# HCB 1590

Fully Integrated Appliances

# LIEBHERR

## Refrigeration and Freezing



home.liebherr.com



### HCB 1590

Energy consumption (kWh / y)	530
Estimated Yearly Energy Cost* in US \$	74
Sound rating** dB(A)	42
Total refrigerator capacity cu.ft. (l)	9.8(278)
BioFresh compartment cu.ft. (l)	2.1(60)
Freezer capacity cu.ft. (l)	4.3(122)
Electronic control	MagicEye with digital temp. display, touch electronic
Defrost type	Automatic
Interior light	LED Light column both sides
Number of shelves	4
Number of door racks	3
Number of BioFresh drawers	2
Number of freezer drawers	2
Refrigerator Temperature range °F (°C)	+37°F to +45°F (+3°C to +7°C)
Freezer Temperature range °F (°C)	+7°F to -17°F (-14°C to -27°C)
Water filter	yes
Ice maker	Fixed water connection
Ice cube output lbs. (kg.)	2.6(1.2)
Ice cube stock lbs. (kg.)	6(2.7)
Door hinges	right
<b>Product dimensions</b>	
in inch (H / W / D)	79 11/16" / 29 13/16" / 24 1/16"
in cm (H / W / D)	202.7/91/61.5
<b>Cut out dimensions</b>	
in inch (H / W / D)	80"-81 5/8" / 30" / 25"
in cm (H / W / D)	203.2-207.2/76.2/63.5
Net weight lbs. (kg)	324.1(147)
Voltage V / Hz	115/60

\* Energy Cost will depend on utility rates and use. Estimated energy cost based on a national average electricity cost of 14 cents per KWh.

\*\* Noise output – according to EN 60704-3

### Accessories

<b>Water Filter</b>	9880980/7440002
<b>Stainless Steel Round Handles</b>	9900279
<b>Brushed Aluminium Square Handles</b>	9900281
<b>Door Stopper 90*</b>	9096699
<b>Stainless Steel Panels Freezer</b>	9900283
<b>Stainless Steel Panels Refrigerator 80"</b>	9900287
<b>Stainless Steel Panels Refrigerator 84"</b>	9900285

### Features

- Bio Fresh**

Preserve just-bought groceries for optimum food freshness, while sealing in flavors and maintaining essential vitamins and minerals.
- Duo Cooling**

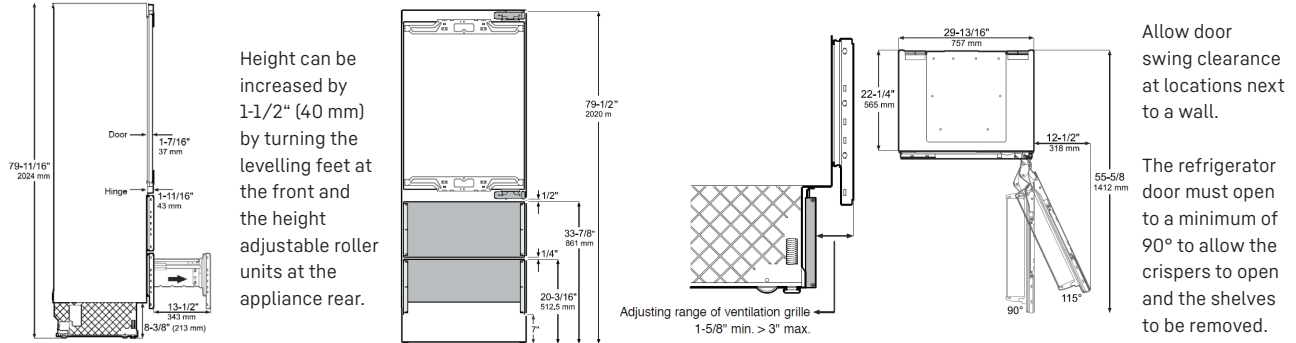
Lengthen the shelf life and preserve the flavor of your foods with a dual refrigeration system that creates ideal conditions in both the refrigerator and freezer.
- Ice Maker**

Liebherr's automatic IceMaker produces perfect ice cubes and keeps a constant supply on hand for every occasion.
- Telescopic Rails**

Store food securely within reach thanks to fully extendable pull-out drawers. The SoftTelescopic system provides convenient and reliable self-retraction with soft closing.

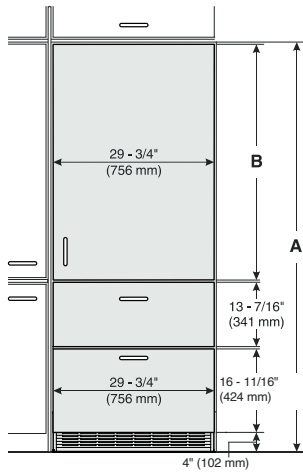
# Diagrams

## Product Dimensions

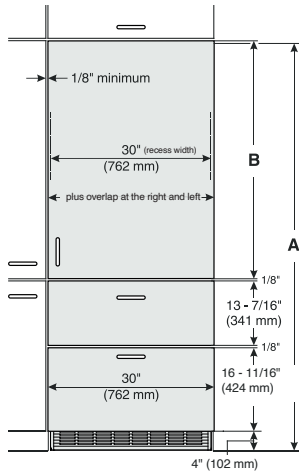


## Panel Dimensions

### Inset Installation Style



### Frameless Installation Style



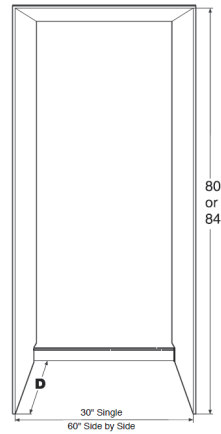
Product also allows installation with Toe kick height of 2" (50mm) to 6 11/16" (170mm). To define the panel height other than 4" (102mm) toe kick, consider 20 11/16" (526mm) - toe kick height

Cabinet opening A	Refrigerator door panel B
80"	45-1/2" (1156 mm)
84"	49-1/4" (1251 mm)

Cabinet opening A	Refrigerator door panel B
80"	45-5/8" (1159 mm)
84"	49-3/4" (1264 mm)

- Minimum panel thickness is 5/8" (16 mm).
- Maximum panel thickness is 3/4" (20 mm).
- Maximum weight of the refrigerator panel is 60 lbs (27 kg).
- Maximum weight of each freezer panel is 26.5 lbs (12 kg).

## Cutout Dimensions



**IMPORTANT**  
Factory available stainless steel panels are designed for an inset installation only and require a cabinet / gable depth of 24 - 3/4".

Inset cabinet Depth D	
24" + panel thickness	24"

## Ventilation Requirements



The appliance do not require ventilation considerations in the cabinetry. The required airflow is directed through the toe kick base. It is important to use the provided cover grille for the ventilation opening. This opening must not be covered.