
Preserving
food for your
lifestyle

LIEBHERR

Refrigeration and Freezing





Contents

The Liebherr Group	4
Liebherr Appliances North America	6
Why Liebherr	8
Quality	10
BioFresh	12
Product Portfolio	15
Freestanding/Semi Built-in	16
Fully Integrated	46
Undercounter	66
Wine Cabinets	80
Accessories	96

Global Success: The Liebherr Group

Liebherr is a third-generation, family-owned company founded by Hans Liebherr in 1949 with the creation of the first ever tower crane.

With 70 years of success, Liebherr has become synonymous with the equipment needed to build homes and businesses, as well as the appliances inside them. One of the world's largest manufacturers of construction machinery, Liebherr has expanded to eleven divisions with a wide array of product ranges, including earthmoving, mining, mobile cranes, tower cranes, concrete technology, maritime cranes, aerospace and transportation systems, gear technology and automation systems, components, hotels and domestic appliances.

The company currently employs over 46,000 people in more than 130 companies in over 50 countries worldwide. Liebherr Appliances is Europe's largest privately-owned manufacturer of refrigerators and freezers for residential and commercial use, with an annual production of more than 2.1 million units.

Earthmoving



Mining



Mobile Cranes



Tower Cranes



Concrete Technology



Maritime Cranes



Aerospace and Transportation Systems



Gear Technology and Automation Systems



Domestic Appliances



Components



Hotels



Lienz



Ochsenhausen



Radinovo



Kluang



Aurangabad



Liebherr Appliances in North America

Headquartered in Germany, Liebherr Appliances manufactures the widest range of European refrigeration and freezing products throughout the world. Liebherr's first steps into the Americas were in the early 1970's, later expanding Liebherr Appliances into North America in 2004.

Liebherr Appliances in North America is located in Miami, Florida.

Customer Service Number for USA:
+1 (866) LIEBHERR (543-2437)

Customer Service Number for Canada:
+1 (888) LIEBHERR (543-2437)

Email address for USA:
service-appliance.us@liebherr.com

Visit our website:
home.liebherr.com



Liebherr offices in Miami, Florida, USA



Full Two-Year Warranty

For two (2) years from the date of original purchase, your Liebherr warranty covers all parts and labor to repair or replace any part of the product which proves to be defective in materials or workmanship.



Full Five-Year Warranty

For five (5) years from the date of original purchase, your Liebherr warranty covers all parts and labor to repair or replace any components that prove to be defective in materials or workmanship in the Sealed System. The Sealed System refers to only the compressor, condenser, evaporator, drier and connecting tubing.



Limited 6-12 Year Warranty

From the sixth (6th) through the twelfth (12th) year from the date of original purchase, your Liebherr warranty covers all parts that prove to be defective in materials or workmanship in the Sealed System (parts only).

Why Liebherr



German Quality & Heritage

Liebherr is a world leader in developing premium quality cooling and refrigeration technologies. Our German engineered products are acclaimed for advanced food preservation, design flexibility, maximum energy efficiency and ease of use. Headquartered in Germany since 1954, Liebherr Appliances distributes the widest range of European refrigeration and freezing solutions around the globe. Liebherr continues to research and develop products that match or exceed not only the standards we set for ourselves, but also the quality our loyal customers have come to expect.

Silent Operation

Liebherr appliances are some of the quietest in the industry – as quiet as a library. Variable speed compressors are always operating at optimal capacity, ensuring maximum food preservation with quiet operation. Combined with soft-start technology, these compressors offer quiet operation and minimal electrical surge at start-up. Every new product is tested in our European certified professional sound chambers to ensure that noise levels are kept to a minimum.



ActiveGreen Initiative

Energy efficiency is at the heart of our ActiveGreen commitment, and it is reflected in every aspect of our design and manufacturing process. An industry trailblazer in green manufacturing, Liebherr utilizes progressive practices such as recovering and reutilizing energy to heat buildings, using 100% recyclable packaging, and using purified water to ensure that production is pollution-free, all with the goal of having the least damaging effect on the environment.



Diverse Design Options

Liebherr appliances are designed to inspire awe and integrate seamlessly into your kitchen. Multiple size configurations, installation options, and choice of stainless steel or personalized finishes allow for perfect integration into your dream kitchen. From refrigerators, to wine cabinets, to outdoor appliances, Liebherr Appliances offer a diverse range of refrigeration and freezing solutions for your home.

Better Use of Space

Our innovative food storage features allow for the optimal storing of products, for quick and easy access to your favorite foods while reducing food waste. Divisible glass shelves, interchangeable glass and bottle shelves, FlexSystem, VarioSpace, and gallon storage on the door are just some of the ways in which Liebherr refrigerators fit more cubic feet into your everyday life.

Advanced Food Preservation

With Liebherr, foods are preserved in ideal storage temperatures and combined with perfect air humidity that maximizes their shelf-life and preserves their vitamins, nutrients and flavors. Liebherr's advanced food preservation technologies guarantee the perfect environments for all kinds of foods. BioFresh, SuperCool, SuperFrost and DuoCooling are just a few examples of performance enhancing features that contribute to superior, long-lasting food freshness.

Before we think about refrigerators, we think about you.

Refrigerators are supposed to cool. But what else should modern appliances be capable of today? How can they better meet customer needs? How can their design be more efficient, intuitive and modern?

We think about all these questions every day because, for us, a refrigerator is not just an appliance. It should be a partner that supports us where it can... that thinks in harmony with us, takes on tasks and makes life easier. In order to achieve this, we are constantly refining our appliances. Because the smarter and more helpful they are, the more time you have to focus on all the other important things in your life.

Achieving the highest quality is our standard.

We have been manufacturing high-quality refrigerators and freezers and selling them around the world since 1954. But, at heart, we are still a family business and have our roots firmly based in Germany. We continue to develop our products here utilizing German engineering – from an enduring connection with our founder and in the knowledge that engineering expertise has been pooled here for generations.



Built to last.

You can experience our quality standards in the smallest of details. For example, before a door hinge is approved by us, it must pass through at least 100,000 opening cycles. This corresponds to a usage period of more than 15 years. We also life-test all other functional parts to ensure that they can last just as long. We have front access leveling systems to ensure that your freestanding and fully integrated appliances work perfectly over a long period and stay firmly in place. They harmoniously compensate for any unevenness between the floor and the appliance, so that the product door always closes tightly. It may sound simple, but this is crucial for avoiding condensation and increased energy consumption.

And if, contrary to expectations, a small detail no longer meets your requirements, you or your expert service partner can usually correct it quickly. We keep all essential spare parts in stock for well over 10 years. This saves you money for minor repairs or the purchase of a new appliance – and it is also sustainable.

We don't just say it. We also guarantee it.

During production, we take a very close look at all of our product components and test them far more thoroughly and more often than required by law – right up until the packaging stage. Only then may our appliances take a little rest. All our production sites are certified according to the international ISO 9001 standard for quality and ISO 14001 standard for environmental management. That is why we guarantee that our products will be free of material and manufacturing defects for at least two years.

One thing is certain in any case: Your Liebherr will be a reliable companion for a very long time.



CS 1321 & CBS 1360



Freshness Perfected with BioFresh

Keeping your food fresh in a Liebherr is easy. BioFresh guarantees the perfect climate for super-long-term freshness. Through its advanced technology, the temperature is kept at just above freezing.

Each drawer can be used individually and provides ideal humidity. The DrySafe drawer with low humidity is ideal for storing meat, fish and dairy products, while fruits and vegetables are best kept in the high humidity HydroSafe or Fruit & Vegetable-Safe drawer. The natural loss of moisture in fruit and vegetables is significantly reduced. It's simple: fresh is better. BioFresh technology is an option you should strongly consider!

Liebherr's BioFresh technology contributes to a healthy diet and well-being while offering convenience that fits your busy lifestyle.

Nature offers a whole range of essential nutrients, vitamins, minerals and carbohydrates to give us energy. However, the right temperature and ideal humidity conditions are essential for food to retain its healthy properties and delicate flavors as long as possible. Liebherr's BioFresh technology provides perfect freshness for all types of food and delivers impressive long lasting preservation as well as day-to-day convenience.





Product Portfolio

	Freestanding/ Semi Built-In	Fully Integrated	Undercounter	Wine Cabinets
← 36" →	CBS 2082 p. 18	HCB 2082 p. 48		
	CS 2082 p. 20	HCB 2080 p. 52		
	CS 2080 p. 22	HCB 2081 p. 53		
	CS 2081 p. 23	HC 2082 p. 50		
		HC 2080 p. 54		
		HC 2081 p. 55		
← 30" →	CBS 1660 p. 24	HCB 1580 p. 56		
	CBS 1661 p. 25	HCB 1581 p. 57		
	CS 1640B p. 26	HC 1550 p. 58		
	CS 1410 p. 44	HC 1551 p. 59		
	CS 1400R-IM p. 34	HC 1540 p. 59		
	CS 1401R-IM p. 38	HC 1541 p. 59		
	CS 1400R p. 36			
Combinations				
← 60" →	CBS 1661 & CBS 1660 p. 24			
	CS 1401R-IM & CS 1400R p. 38			
← 28" →				WS 17800 p. 94
Fully Integrated Pantries				
← 24" →	CBS 1360 p. 28	HCB 1060 p. 62	UPR 513 p. 68	HW 8000 p. 82
	CS 1321 p. 30	HC 1050B p. 64	UR 500 p. 70	HWgb 8300 p. 83
	CS 1360B p. 40	HC 1030 p. 65	UB 501 p. 72	HW 4800 p. 84
	CS 1210 p. 42		UF 501 p. 74	HWgb 5100 p. 85
		RU 510 p. 76	HWgb 1803 p. 86	
		RO 510 p. 78	WUgb 3400 p. 88	
Combinations				
← 48" →	CS 1321 & CBS 1360 p. 32		HF 861 & HRB 1120 p. 60	
			WU 3400 p. 90	
			WU 4500 p. 92	

Freestanding/ Semi Built-in Appliances Key Benefits



Freestanding /Semi Built-in



SmartSteel:

Available on select freestanding/semi built-in models, SmartSteel finish significantly reduces the visibility of fingerprints, is easy to clean and is scratch-resistant. Simply wipe with a soft dry or damp cotton cloth to maintain this beautiful exterior.



BioFresh:

BioFresh drawers provide a customizable interplay of temperature and humidity controls. The DrySafe drawer with low humidity is ideal for storing meat, fish and dairy products, while fruits and vegetables are best kept in the high humidity HydroSafe drawer.



SoftSystem:

SoftSystem integrated into the appliance door cushions the door closure, eliminating slamming, even when shelves are fully loaded. In freestanding appliances, the door will close automatically from an opening angle of approximately 45°.



SuperCool/SuperFrost:

Simply quick chill and/or flash-freeze just-bought groceries to preserve optimal freshness and seal in flavors, textures, and essential vitamins and minerals.



VarioSpace:

VarioSpace is Liebherr's practical solution to accommodating bulky items. All freezers include drawers and glass shelves that can be conveniently removed to create extra storage space when needed.



Stainless steel back wall:

The high-quality, stainless steel back wall is both eye-catching and highly functional. The interior stainless steel rear wall protects foods from freezing against the fresh food evaporator, ensuring that the back of the refrigerator is always drip-free.

Freestanding /Semi Built-in

CBS 2082 PremiumPlus

STAINLESS STEEL DOOR

The CBS 2082 offers elegant French door styling, with double freezer drawers, available in 36" for freestanding/semi built-in designs. The CBS 2082 includes unique features such as BioFresh technology, which helps foods retain their healthy vitamins, aromas and appetizing appearance for significantly longer than conventional refrigerator crisper's. Outstanding LED lighting can be found on interior refrigerator columns and inside both BioFresh compartments, as well as inside the double freezer drawers. The automatic IceMaker with a fixed water connection produces perfect half-moon crescent ice cubes, keeping a constant supply on hand for every occasion.

Liebherr's DuoCooling system, with individual variable speed compressors, provides superior performance and efficiency, as well as advanced food preservation. The dual refrigeration system creates optimal conditions in both the refrigerator and freezer compartments, which lengthens the shelf life of foods for a healthier lifestyle. Individual silent cooling systems ensure accurate temperature and humidity controls so that your fresh foods last longer.



Freestanding /Semi Built-in

CBS 2082 PremiumPlus ← 36" → 80" ↑



Capacity	Total capacity cu.ft. (l)	18.9 (535)
	Refrigerator comp. cu.ft. (l)	12.9 (365)
	BioFresh comp. cu.ft. (l)	2.4 (69)
	NoFrost Freezer comp. cu.ft. (l)	6.0 (170)
	Net weight lbs. (kg)	374.8 (170.0)
	Sound rating dB(A)**	44
	Ice cube output lbs. (kg)/24h	3.1 (1.4)
	Ice cube stock lbs. (kg)	7.9 (3.6)
Door hinges	left / right	
Product dimensions	in inch H/W/D	80 5/16" / 35 7/8" / 24 1/4"
	in cm H/W/D	203.9 / 91 / 61.5
Cut out dimensions	in inch H/W/D	80 9/16" / 36 1/16" / 24 1/16"
	in cm H/W/D	204.5 / 91.5 / 61
Power supply	Voltage V/Hz	115 / 60
Energy consumption	in 365 days kWh	528
	Estimated Yearly Energy Cost in US \$*	63
Optional accessories (from pages 96-99)	2.2, 4.10	



*Estimated energy costs will depend on utility rates and use. Estimated energy costs are based on a national average electricity cost of 12 cents per kWh.
**Noise level - sound power re 1pW - according to EN 60704-3.



Freestanding /Semi Built-in

CS 2082 PremiumPlus

STAINLESS STEEL DOOR

The CS 2082 offers elegant French door styling, with double freezer drawers, available in 36" for freestanding/semi built-in designs. LED lighting columns on both sides of the refrigerator provide perfect illumination throughout the food compartment. The automatic IceMaker provides a reliable source of perfect half-moon crescent ice cubes for every occasion.

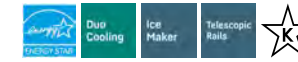
Liebherr's DuoCooling system, with individual variable speed compressors, provides superior performance and efficiency, as well as advanced food preservation. The dual refrigeration system creates optimal conditions in both the refrigerator and freezer compartments, which lengthens the shelf life of foods for a healthier lifestyle. Individual silent cooling systems ensure accurate temperature and humidity controls so that your fresh foods last longer.



Freestanding /Semi Built-in

CS 2082 PremiumPlus

← 36" → 80"



Capacity	Total capacity cu.ft. (l)	19.5 (552)
	Refrigerator comp. cu.ft. (l)	13.5 (382)
	NoFrost Freezer comp. cu.ft. (l)	6.0 (170)
	Net weight lbs. (kg)	374.8 (170.0)
	Sound rating dB(A)**	44
	Ice cube output lbs. (kg)/24h	3.1 (1.4)
	Ice cube stock lbs. (kg)	7.9 (3.6)
	Door hinges	left / right
Product dimensions	in inch H/W/D	80 5/16" / 35 7/8" / 24 1/4"
	in cm H/W/D	203.9 / 91 / 61.5
Cut out dimensions	in inch H/W/D	80 9/16" / 36 1/16" / 24 1/16"
	in cm H/W/D	204.5 / 91.5 / 61
Power supply	Voltage V/Hz	115 / 60
Energy consumption	in 365 days kWh	533
	Estimated Yearly Energy Cost in US \$*	64
Optional accessories (from pages 96-99)	2.2, 4.10	

*Estimated energy costs will depend on utility rates and use. Estimated energy costs are based on a national average electricity cost of 12 cents per kWh.
**Noise level - sound power re 1pW - according to EN 60704-3.



CS 2080 PremiumPlus

STAINLESS STEEL DOOR

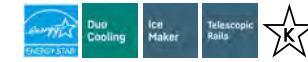
The 36" CS 2081 refrigerator-freezer with a single refrigerator door and self-closing double freezer drawers, fulfills both your design and storage needs. Outstanding LED lighting can be found on the ceiling and refrigerator side walls, which double as shelf support, as well as inside the freezer drawers. The fully extendable freezer drawers are designed with SoftTelescopic, which provides reliable self-retraction and soft closing. The automatic IceMaker with a fixed water connection produces perfect half-moon crescent ice cubes, keeping a constant supply on hand for every occasion.

Liebherr's DuoCooling system, with individual variable speed compressors, provides superior performance and efficiency, as well as advanced food preservation. The dual refrigeration system creates optimal conditions in both the refrigerator and freezer compartments, which lengthens the shelf life of foods for a healthier lifestyle. Individual silent cooling systems ensure accurate temperature and humidity controls so that your fresh foods last longer.



CS 2080 PremiumPlus

← 36" → 80"



Capacity	Total capacity cu.ft. (l)	19.5 (552)
	Refrigerator comp. cu.ft. (l)	13.5 (382)
	NoFrost Freezer comp. cu.ft. (l)	6.0 (170)
	Net weight lbs. (kg)	383.6 (174.0)
	Sound rating dB(A)**	45
	Ice cube output lbs. (kg)/24h	3.1 (1.4)
	Ice cube stock lbs. (kg)	7.9 (3.6)
Door hinges	left	
Product dimensions	in inch H/W/D	79 13/16" / 35 7/8" / 24 1/4"
	in cm H/W/D	202.7 / 91 / 61.5
Cut out dimensions	in inch H/W/D	80 9/16" / 36 1/16" / 24 1/16"
	in cm H/W/D	204.5 / 91.5 / 61
Power supply	Voltage V/Hz	115 / 60
Energy consumption	in 365 days kWh	532
	Estimated Yearly Energy Cost in US \$*	64
This unit is also available as	CS 2081: with left door hinge	
Optional accessories (from pages 96-99)	2.2, 4.4, 4.10	

*Estimated energy costs will depend on utility rates and use. Estimated energy costs are based on a national average electricity cost of 12 cents per kWh.
**Noise level - sound power re 1pW - according to EN 60704-3.



CBS 1660 Premium

SmartSteel - STAINLESS STEEL DOOR

The CBS 1660 is the perfect solution for when your kitchen calls for a 30" appliance. This refrigerator-freezer includes unique features such as BioFresh technology, which helps foods retain their healthy vitamins, aromas and appetizing appearance for significantly longer than conventional refrigerator crisper's. Energy efficient LED lighting takes a starring role by illuminating the main compartment, and unique integrated LED lights sit on the bottom of the refrigerator door to shine down into the freezer drawers when opened.

Features such as a foldable glass shelf, gallon storage holders to maximize space and stainless steel interior back wall make the interior of the CBS 1660 as appealing as the beautiful exterior's ergonomic handles, beveled edges and easy-to-clean SmartSteel finish.

Possible 60" Side-by-Side combination
CBS 1661 and CBS 1660



CBS 1660 Premium ← 30" → 80"



Capacity	Total capacity cu.ft. (l)	15.0 (424)
	Refrigerator comp. cu.ft. (l)	10.7 (303)
	BioFresh comp. cu.ft. (l)	3.6 (103)
	NoFrost Freezer comp. cu.ft. (l)	4.3 (121)
	Net weight lbs. (kg)	255.7 (116.0)
	Sound rating dB(A)**	41
	Ice cube output lbs. (kg)/24h	3.1 (1.4)
	Ice cube stock lbs. (kg)	4.4 (2.0)
	Door hinges	right, reversible
Product dimensions	in inch H/W/D	79 9/16" / 29 9/16" / 24 13/16"
	in cm H/W/D	202 / 75 / 63
Cut out dimensions	in inch H/W/D	80" / 30" / 24 1/16"
	in cm H/W/D	203.2 / 76.2 / 61
Power supply	Voltage V/Hz	115 / 60
	Ventilation requirements for installation per unit (included in cut-out dimension)	200 cm ² / 31 in ²
Energy consumption	in 365 days kWh	488
	Estimated Yearly Energy Cost in US \$*	59
This unit is also available as	CBS 1661: with left door hinges	
Optional accessories (from pages 96-99)	2.2, 2.3, 4.3, 4.4	
Included with product	90 degree door stop	

*Estimated energy costs will depend on utility rates and use. Estimated energy costs are based on a national average electricity cost of 12 cents per kWh.
**Noise level - sound power re 1pW - according to EN 60704-3.



CS 1640B Comfort

SmartSteel - STAINLESS STEEL DOOR

The urban design of the CS 1640B is the perfect appliance for apartment living. While being one of the most energy efficient appliances in its class, the CS 1640B includes smart interior design features like a foldable glass shelf, electronic touch control panel, GlassLine shelving, and a stainless steel back wall which prevents dripping and the build-up of ice. The exterior SmartSteel finish is scratch resistant, and makes fingerprints virtually disappear.

Liebherr's DuoCooling system, with individual variable speed compressors, provides superior performance and efficiency,

as well as advanced food preservation. The dual refrigeration system creates optimal conditions in both the refrigerator and freezer compartments, which lengthens the shelf life of foods for a healthier lifestyle. Individual silent cooling systems ensure accurate temperature and humidity controls so that your fresh foods never dry out.

Advantageously, this model eliminates the need for a water hook up as it includes a convenient 50 oz internal water tank for the IceMaker. Simply fill the tank with filtered water to produce perfect half-moon crescent ice cubes.



CS 1640B Comfort

← 30" → 80"



Capacity	Total capacity cu.ft. (l)	16.0 (452)
	Refrigerator comp. cu.ft. (l)	11.7 (331)
	NoFrost Freezer comp. cu.ft. (l)	4.3 (121)
	Net weight lbs. (kg)	238.1 (108.0)
	Sound rating dB(A)**	42
	Ice cube output lbs. (kg)/24h	3.1 (1.4)
	Ice cube stock lbs. (kg)	4.4 (2.0)
	Door hinges	right, reversible
Product dimensions	in inch H/W/D	79 9/16" / 29 9/16" / 24 13/16"
	in cm H/W/D	202 / 75 / 63
Cut out dimensions	in inch H/W/D	80" / 30" / 24 1/16"
	in cm H/W/D	203.2 / 76.2 / 61
Power Supply	Voltage V/Hz	115 / 60
	Ventilation Requirements for installation per unit	200 cm ² / 31 in ²
Optional accessories (from pages 96-99)	4.3, 4.4	



* Estimated energy cost will depend on utility rates and use. Estimated energy cost based on a national average electricity cost of 12 cents per kWh.
 **Noise level - sound power re 1pW - according to EN 60704-3.

CBS 1360 Premium

SmartSteel - STAINLESS STEEL DOOR

The beautiful styling and urban design of the CBS 1360 is the perfect appliance for small spaces, galley kitchens or apartment living. This sleek 24" refrigerator-freezer includes unique features such as BioFresh technology, which helps foods retain their healthy vitamins, aromas and appetizing appearance for significantly longer than conventional refrigerators. The CBS 1360 also includes LED light columns inside the refrigerator which function as shelf support for the scratch-resistant and easy-to-clean GlassLine shelves. Smart interior design features include a glass/bottle shelf, foldable glass shelf, gallon storage holders to maximize space and a stainless steel back wall which enhances the interior of the

fresh food compartment. Liebherr's SmartSteel material on the door is scratch-resistant and makes fingerprints virtually disappear.

Alternatively, the CBS 1360 can be flawlessly built into kitchen cabinetry to fit personalized designs that reflect your lifestyle. Liebherr offers an exterior water filter accessory for the CBS 1360 which can be placed into the cabinetry above or beside the appliance.

Possible 48" Side-by-Side combination
CS 1321 and CBS 1360 (Page 30-31)



CBS 1360 Premium ← 24" → 80"

Capacity	Total capacity cu.ft. (l)	12.0 (340)
	Refrigerator comp. cu.ft. (l)	8.7 (246)
	BioFresh comp. cu.ft. (l)	3.0 (85)
	NoFrost Freezer comp. cu.ft. (l)	3.3 (94)
	Net weight lbs. (kg)	213.8 (97.0)
	Sound rating dB(A)**	41
	Ice cube output lbs. (kg)/24h	3.1 (1.4)
	Ice cube stock lbs. (kg)	6.6 (3.0)
Door hinges	right, reversible	
Product dimensions	in inch H/W/D	79 9/16" / 23 5/8" / 24 13/16"
	in cm H/W/D	202 / 60 / 63
Cut out dimensions	in inch H/W/D	80" / 24 1/16" / 24 1/16"
	in cm H/W/D	203.2 / 61 / 61
Power supply	Voltage V/Hz	115 / 60
	Ventilation requirements for installation per unit (included in cut-out dimension)	200 cm ² / 31 in ²
Energy consumption	in 365 days kWh	480
	Estimated Yearly Energy Cost in US \$*	58
Optional accessories (from pages 96-99)	2.2, 2.3, 4.3, 4.4, 4.11	
Included with product	90 degree door stop	

*Estimated energy costs will depend on utility rates and use. Estimated energy costs are based on a national average electricity cost of 12 cents per kWh.
**Noise level - sound power re 1pW - according to EN 60704-3.



CS 1321 Premium

SmartSteel - STAINLESS STEEL DOOR

The slim styling and urban design of the CS 1321 left hinge refrigerator-freezer is the perfect appliance for small spaces, galley kitchens or apartment living. While being one of the most energy efficient appliances in its class, this sleek 24" model includes unique features such as LED light columns inside the refrigerator which function as shelf support for the scratch-resistant and easy-to-clean GlassLine shelves. Smart interior design features also include a foldable glass shelf, and a stainless steel back wall which enhances the interior of the fresh food compartment. The exterior SmartSteel finish is scratch-resistant, and makes fingerprints virtually disappear.

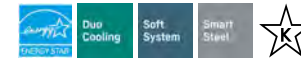
Alternatively, the CS 1321 can be flawlessly built into kitchen cabinetry to fit personalized designs that reflect your lifestyle. Doors close automatically and gently thanks to our SoftSystem technology, which eliminates slamming even when shelves are fully loaded.

Possible 48" Side-by-Side combination
CS 1321 and CBS 1360 (Page 30-31)



CS 1321 Premium

← 24" → 80"



Capacity	Total capacity cu.ft. (l)	12.7 (361)
	Refrigerator comp. cu.ft. (l)	9.4 (267)
	NoFrost Freezer comp. cu.ft. (l)	3.3 (94)
	Net weight lbs. (kg)	200.6 (91.0)
	Sound rating dB(A)**	42
	Door hinges	left, reversible
Product dimensions	in inch H/W/D	79 9/16" / 23 5/8" / 24 13/16"
	in cm H/W/D	202 / 60 / 63
Cut out dimensions	in inch H/W/D	80" / 24 1/16" / 24 1/16"
	in cm H/W/D	203.2 / 61 / 61
Power supply	Voltage V/Hz	115 / 60
	Ventilation requirements for installation per unit (included in cut-out dimension)	200 cm ² / 31 in ²
Energy consumption	in 365 days kWh	360
	Estimated Yearly Energy Cost in US \$*	46
Optional accessories (from pages 96-99)	4.3, 4.4, 4.11	
Included with product	90 degree door stop	

*Estimated energy costs will depend on utility rates and use. Estimated energy costs are based on a national average electricity cost of 12 cents per kWh.
**Noise level - sound power re 1pW - according to EN 60704-3.



CS 1321 & CBS 1360 Premium

SmartSteel - STAINLESS STEEL DOOR

The 48" Side-by-Side combination CS 1321 & CBS 1360 joins flexibility with sleek design. Thanks to its stainless steel side walls, the Side-by-Side combination can be featured as the centerpiece of your kitchen, or can be semi built-in into your kitchen cabinetry. With the Side-by-Side combination, you can achieve a flushed, built-in look with freestanding appliances without the added steps and cost of built-in installation.

Composed of two ENERGY STAR rated refrigerator-freezer models, CS 1321 and CBS 1360, the Side-by-Side combination

provides flexible storage solutions within 4 full doors and 5 temperature zones. The CBS 1360 refrigerator includes unique features such as BioFresh technology, which helps foods retain their healthy vitamins, aromas and appetizing appearance for significantly longer than in conventional refrigerators. Energy efficient LED lighting takes a starring role by illuminating the main compartments, and unique integrated LED lights sit on the bottom of the refrigerator door to shine down into the freezer drawers when opened.

Capability to achieve 84" height with accessory header grill #9900368.



CS 1321 & CBS 1360 Premium ← 48" → 80"



Capacity	Total capacity cu.ft. (l)	24.7 (701)
	Refrigerator comp. cu.ft. (l)	18.1 (513)
	BioFresh comp. cu.ft. (l)	3.0 (85)
	NoFrost Freezer comp. cu.ft. (l)	6.6 (188)
	Net weight lbs. (kg)	414.5 (188.0)
	Ice cube output lbs. (kg)/24h	3.1 (1.4)
	Ice cube stock lbs. (kg)	6.6 (3.0)
	Door hinges	left, reversible / right, reversible
	Product dimensions	in inch H/W/D
in cm H/W/D		202 / 121.2 / 66
Cut out dimensions	in inch H/W/D	80" / 48" / 24 1/16"
	in cm H/W/D	203.2 / 121.9 / 61
Power supply	Voltage V/Hz	115 / 60
Left appliance: CS 1321	Sound rating dB(A) **	42
	Energy consumption in 365 days kWh	380
	Estimated Yearly Energy Cost in US \$*	46
Right appliance: CBS 1360	Sound rating dB(A) **	41
	Energy consumption in 365 days kWh	480
	Estimated Yearly Energy Cost in US \$*	58
Ventilation requirements for installation per unit Included with cut-out dimensions	200 cm ² / 31 in ²	
Optional accessories (from pages 96-99)	2.2, 2.3, 4.3, 4.4, 4.11	



Individual appliances are ENERGY STAR rated

*Estimated energy costs will depend on utility rates and use. Estimated energy costs are based on a national average electricity cost of 12 cents per kWh.

**Noise level - sound power re 1pW - according to EN 60704-3.

CS 1400R-IM Comfort

SmartSteel - STAINLESS STEEL DOOR

The 30" CS 1400R-IM refrigerator-freezer is the perfect appliance for installations requiring a smaller footprint with upper cabinets, while encompassing all of the great features and benefits of a Liebherr appliance. Being one of the most energy efficient appliances in its class, the CS 1400R-IM includes smart interior design features like a foldable glass shelf and a stainless steel back wall which enhances the beauty of the fresh food compartment.

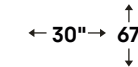
Liebherr's SmartSteel material on the door is scratch-resistant and makes fingerprints virtually disappear,

while doors close automatically and gently thanks to our SoftSystem technology, which eliminates slamming even when shelves are fully loaded. The automatic IceMaker with a fixed water connection produces perfect half-moon crescent ice cubes, keeping a constant supply on hand for every occasion.

Liebherr offers an exterior water filter accessory for the CS 1400R-IM which can be placed into the cabinetry above or beside the appliance.



CS 1400R-IM Comfort



Capacity	Total capacity cu.ft. (l)	12.8 (363)
	Refrigerator comp. cu.ft. (l)	9.8 (277)
	NoFrost Freezer comp. cu.ft. (l)	3.0 (86)
	Net weight lbs. (kg)	209.4 (95.0)
	Sound rating dB(A)**	42
	Ice cube output lbs. (kg)/24h	3.1 (1.4)
	Ice cube stock lbs. (kg)	5.5 (2.5)
	Door hinges	right, reversible
Product dimensions	in inch H/W/D	66 3/16" / 29 9/16" / 24 13/16"
	in cm H/W/D	168 / 75 / 63
Cut out dimensions	in inch H/W/D	67" / 30" / 24 1/16"
	in cm H/W/D	170.1 / 76.2 / 61
Power supply	Voltage V/Hz	115 / 60
	Ventilation requirements for installation per unit (included in cut-out dimension)	200 cm ² / 31 in ²
Energy consumption	in 365 days kWh	465
	Estimated Yearly Energy Cost in US \$*	56
This unit is also available as	CS 1401R-IM: with left door hinges	
Optional accessories (from pages 96-99)	2.2, 2.3, 4.3, 4.4, 4.8, 4.9	
Included with product	90 degree door stop	

*Estimated energy costs will depend on utility rates and use. Estimated energy costs are based on a national average electricity cost of 12 cents per kWh.
 **Noise level - sound power re 1pW - according to EN 60704-3.



CS 1400R Comfort

SmartSteel - STAINLESS STEEL DOOR

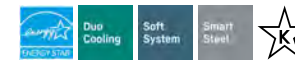
The 30" CS 1400R refrigerator-freezer is the perfect appliance for installations requiring a smaller footprint with upper cabinets, while encompassing all of the great features and benefits of a Liebherr appliance. While being one of the most energy efficient appliances in its class, the CS 1400R includes smart interior design features like a foldable glass shelf, and a stainless steel back wall which enhances the beauty of the fresh food compartment. Liebherr's SmartSteel material on the door is scratch-resistant and makes fingerprints virtually disappear, while the doors close automatically and gently thanks to our SoftSystem

technology, which eliminates slamming even when shelves are fully loaded.

Liebherr's DuoCooling system, with individual variable speed compressors, provides superior performance and efficiency, as well as advanced food preservation. The dual refrigeration system creates optimal conditions in both the refrigerator and freezer compartments, which lengthens the shelf life of foods for a healthier lifestyle. Individual silent cooling systems ensure accurate temperature and humidity controls so that your fresh foods never dry out.



CS 1400R Comfort



Capacity	Total capacity cu.ft. (l)	12.8 (363)
	Refrigerator comp. cu.ft. (l)	9.8 (277)
	NoFrost Freezer comp. cu.ft. (l)	3.0 (86)
	Net weight lbs. (kg)	205.0 (93.0)
	Sound rating dB(A)**	42
	Door hinges	right, reversible
Product dimensions	in inch H/W/D	66 3/16" / 29 9/16" / 24 13/16"
	in cm H/W/D	168 / 75 / 63
Cut out dimensions	in inch H/W/D	67" / 30" / 24 1/16"
	in cm H/W/D	170.1 / 76.2 / 61
Power supply	Voltage V/Hz	115 / 60
	Ventilation requirements for installation per unit (included in cut-out dimension)	200 cm ² / 31 in ²
	in 365 days kWh	359
	Estimated Yearly Energy Cost in US \$*	43
Optional accessories (from pages 96-99)	4.3, 4.4, 4.8, 4.9	
Included with product	90 degree door stop	



*Estimated energy costs will depend on utility rates and use. Estimated energy costs are based on a national average electricity cost of 12 cents per kWh.
**Noise level - sound power re 1pW - according to EN 60704-3.



CS 1401R-IM & CS 1400R Comfort

SmartSteel - STAINLESS STEEL DOOR

The 60" Side-by-Side Combination CS 1401R-IM/CS 1400R is the ultimate in function, storage and design. Energy efficient and a testament to high-quality German engineering, it offers super quiet operation, outstanding interior LED lighting in the ceiling, refrigerator side walls and inside the freezer drawers, variable-speed compressor technology and a SmartSteel stainless-steel finish. The R-IM model's automatic IceMaker with a fixed water connection produces perfect half-moon crescent ice cubes, keeping a constant supply on hand for every occasion.

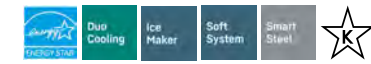
Liebherr's DuoCooling system, with individual variable speed compressors, provides superior performance and efficiency, as well as advanced food preservation. The dual refrigeration system creates optimal conditions in both the refrigerator and freezer compartments, which lengthens the shelf life of foods for a healthier lifestyle. Individual silent cooling systems ensure accurate temperature and humidity controls so that your fresh foods never dry out.

Capability to achieve 72" height with accessory header grill 9901521 as shown in image below.



CS 1401R-IM & CS 1400R Comfort

← 30" → 60"



Capacity	Total capacity cu.ft. (l)	25.6 (725)
	Refrigerator comp. cu.ft. (l)	19.6 (555)
	NoFrost Freezer comp. cu.ft. (l)	6.0 (172)
	Net weight lbs. (kg)	414.4 (188)
	Ice cube output lbs. (kg)/24h	3.1 (1.4)
	Ice cube stock lbs. (kg)	5.5 (2.5)
	Door hinges	left reversible / right reversible
Product dimensions	in inch H/W/D	66 3/16" / 59 1/4" / 24 13/16
	in cm H/W/D	168 / 150.5 / 63
Cut out dimensions	in inch H/W/D	67" / 60" / 24"
	in cm H/W/D	170.2 / 152.4 / 61
Power supply	Voltage V/Hz	115 / 60
Left appliance: CS 1401R-IM	Sound rating dB(A) **	42
	Energy consumption in 365 days kWh	465
	Estimated Yearly Energy Cost in US \$*	56
Right appliance: CS 1400R	Sound rating dB(A) **	42
	Energy consumption in 365 days kWh	359
	Estimated Yearly Energy Cost in US \$*	43
Ventilation requirements for installation per unit Included with cut-out dimensions	200 cm ² / 31 in ²	200 cm ² / 31 in ²

*Estimated energy costs will depend on utility rates and use. Estimated energy costs are based on a national average electricity cost of 12 cents per kWh.

**Noise level - sound power re 1pW - according to EN 60704-3.



CS 1360B Comfort

SmartSteel - STAINLESS STEEL DOOR

The slim styling and urban design of the CS 1360B refrigerator-freezer is the perfect appliance for small spaces, galley kitchens or apartment living. This sleek 24" model includes smart interior design features like a foldable glass shelf, and a stainless steel back wall which enhances the beauty of the fresh food compartment. Liebherr's SmartSteel material on the door is scratch-resistant and makes

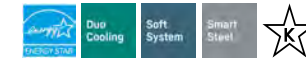
fingerprints virtually disappear. The automatic IceMaker with a fixed water connection produces perfect half-moon crescent ice cubes, keeping a constant supply on hand for every occasion.

Alternatively, the CS 1360B can be flawlessly built into kitchen cabinetry to fit personalized designs that reflect your lifestyle.



CS 1360B Comfort

← 24" → 80"



Capacity	Total capacity cu.ft. (l)	12.7 (361)
	Refrigerator comp. cu.ft. (l)	9.4 (267)
	NoFrost Freezer comp. cu.ft. (l)	3.3 (94)
	Net weight lbs. (kg)	196.2 (89.0)
	Sound rating dB(A)**	42
	Ice cube output lbs. (kg)/24h	3.1 (1.4)
	Ice cube stock lbs. (kg)	6.6 (3.0)
	Door hinges	right, reversible
Product dimensions	in inch H/W/D	79 9/16" / 23 5/8" / 24 13/16"
	in cm H/W/D	202 / 60 / 63
Cut out dimensions	in inch H/W/D	80" / 24 1/16" / 24 1/16"
	in cm H/W/D	203.2 / 61 / 61
Power supply	Voltage V/Hz	115 / 60
	Ventilation requirements for installation per unit (included in cut-out dimension)	200 cm ² / 31 in ²
Energy consumption	in 365 days kWh	480
	Estimated Yearly Energy Cost in US \$*	58
Optional accessories (from pages 96-99)	2.2, 2.3, 4.4	
Included with product	90 degree door stop	



*Estimated energy costs will depend on utility rates and use. Estimated energy costs are based on a national average electricity cost of 12 cents per kWh.
 **Noise level - sound power re 1pW - according to EN 60704-3.

CS 1210 Comfort

SmartSteel - STAINLESS STEEL DOOR

The slim styling and urban design of the CS 1210 make it the perfect appliance for small spaces, galley kitchens and apartment living. This sleek, 24" refrigerator-freezer includes smart interior design features like an LED ceiling light, foldable glass shelf and a stainless steel back wall which enhances the beauty of the fresh food compartment. The exterior SmartSteel finish is scratch-resistant, and makes fingerprints virtually disappear.

Liebherr's DuoCooling system, with individual variable speed compressors, provides superior performance and efficiency, as well as advanced food preservation. The dual refrigeration system creates optimal conditions in both the refrigerator and freezer compartments, which lengthens the shelf life of foods for a healthier lifestyle. Individual silent cooling systems ensure accurate temperature and humidity controls so that your fresh foods never dry out.



CS 1210 Comfort



Capacity	Total capacity cu.ft. (l)	11.1 (314)
	Refrigerator comp. cu.ft. (l)	7.8 (220)
	NoFrost Freezer comp. cu.ft. (l)	3.3 (94)
	Net weight lbs. (kg)	180.8 (82.0)
	Sound rating dB(A)**	42
	Door hinges	right, reversible
Product dimensions	in inch H/W/D	71 11/16" / 23 5/8" / 24 13/16"
	in cm H/W/D	182 / 60 / 63
Cut out dimensions	in inch H/W/D	73" / 24 1/16" / 24 1/16"
	in cm H/W/D	185.4 / 61 / 61
Power supply	Voltage V/Hz	115 / 60
	Ventilation requirements for installation per unit (included in cut-out dimension)	200 cm ² / 31 in ²
Energy consumption	in 365 days kWh	348
	Estimated Yearly Energy Cost in US \$*	42
Optional accessories (from pages 96-99)	4.4	
Included with product	90 degree door stop	



*Estimated energy costs will depend on utility rates and use. Estimated energy costs are based on a national average electricity cost of 12 cents per kWh.
**Noise level - sound power re 1pW - according to EN 60704-3.



CS 1410 Comfort

SmartSteel - STAINLESS STEEL DOOR

The 30" CS 1410 refrigerator-freezer is the perfect appliance for smaller footprint installations, like in galley kitchens or apartment living. While being one of the most energy efficient appliances in its class, the CS 1410 includes smart interior design features like a foldable glass shelf, and a stainless steel back wall which enhances the beauty of the fresh food compartment. Liebherr's SmartSteel material on the door is scratch-resistant and makes fingerprints virtually disappear, while doors close automatically and gently thanks to our SoftSystem technology, which eliminates slamming even when shelves are fully loaded.

Liebherr's DuoCooling system, with individual variable speed compressors, provides superior performance and efficiency, as well as advanced food preservation. The dual refrigeration system creates optimal conditions in both the refrigerator and freezer compartments, which lengthens the shelf life of foods for a healthier lifestyle. Individual silent cooling systems ensure accurate temperature and humidity controls so that your fresh foods last longer.



CS 1410 Comfort



Capacity	Total capacity cu.ft. (l)	14.7 (417)
	Refrigerator comp. cu.ft. (l)	11.7 (331)
	NoFrost Freezer comp. cu.ft. (l)	3.0 (86)
	Net weight lbs. (kg)	213.8 (97.0)
	Sound rating dB(A)**	42
	Door hinges	right, reversible
Product dimensions	in inch H/W/D	73 1/4" / 29 9/16" / 24 13/16"
	in cm H/W/D	186 / 75 / 63
Cut out dimensions	in inch H/W/D	73 13/16" / 30" / 24 1/16"
	in cm H/W/D	187.4 / 76.2 / 61
Power supply	Voltage V/Hz	115 / 60
	Ventilation requirements for installation per unit (included in cut-out dimension)	200 cm ² / 31 in ²
Energy consumption	in 365 days kWh	372
	Estimated Yearly Energy Cost in US \$*	42
Optional accessories (from pages 96-99)	4.4	
Included with product	90 degree door stop	



*Estimated energy costs will depend on utility rates and use. Estimated energy costs are based on a national average electricity cost of 12 cents per kWh.
**Noise level - sound power re 1pW - according to EN 60704-3.



Fully Integrated Appliances and Pantries Key Benefits



LED light columns:

Premium appliances come with LED light columns, which incorporate multiple LED bulbs, evenly illuminating the interior of the refrigerator. The special satin-finish on the lighting cover, and soft brightening of the lights upon opening, give an elegant and high-class ambiance.



BioCool:

BioCool regulates humidity to keep fruits and vegetables fresher for longer. The drawer extends smoothly on either a roller system or on premium-quality telescopic rails, both of which guarantee ease-of-use, convenient access and a perfect view of stored products. Humidity is regulated via a slider control.



Freezer drawers:

Double freezer drawers mounted on telescopic rails offer plenty of storage space. A self-closing system for both drawers ensures easy and convenient handling. The freezer drawers are perfectly illuminated by LED lights.



IceMaker:

Liebherr's automatic IceMaker produces perfect half-moon crescent ice cubes and keeps a constant supply on hand for every occasion.



Gallon door storage:

Liebherr refrigerators are designed to fit more cubic feet into your everyday life. The durable, yet elegant, GlassLine door racks easily hold a gallon of milk or juice on hand.



SuperQuiet:

Noise is kept to a minimum thanks to virtually silent, speed-controlled and specially-absorbed compressors. Alongside a low noise cooling circuit, these features ensure exact performance, energy-efficiency, and SuperQuiet operation.

HCB 2082 PremiumPlus

PANEL READY

The HCB 2082 offers elegant French door styling, with self-closing double freezer drawers, available in 36" design for custom kitchens. Choose from the fully integrated HCB 2082 concealed behind custom cabinetry, or the professional aesthetics of stainless steel panels. Standard accessories for this series are available for adapting to 80" or 84" high installation requirements. Smart interior design features include a stainless steel back wall which enhances the beauty of the fresh food compartment, and fully extendable SoftTelescopic freezer drawers which provide reliable self-retraction and soft closing. The HCB 2082 includes BioFresh technology, which helps foods retain their healthy vitamins, aromas and appetizing appearance for significantly longer than in conventional refrigerators. The automatic IceMaker with a fixed water connection produces perfect half-moon

crescent ice cubes, which can be taken from freezer-to-table thanks to the removable ice bin.

Liebherr's DuoCooling system, with individual variable speed compressors, provides superior performance and efficiency, as well as advanced food preservation. The dual refrigeration system creates optimal conditions in both the refrigerator and freezer compartments, which lengthens the shelf life of foods for a healthier lifestyle. Individual silent cooling systems ensure accurate temperature and humidity controls so that your fresh foods last longer.

Liebherr-designed stainless steel panels are available for 80" or 84" height installation.



HCB 2082 PremiumPlus ← 36" → 80"-84"

Capacity	Total capacity cu.ft. (l)	18.9 (535)
	Refrigerator comp. cu.ft. (l)	12.9 (365)
	BioFresh comp. cu.ft. (l)	2.4 (69)
	NoFrost Freezer comp. cu.ft. (l)	6.0 (170)
	Net weight lbs. (kg)	361.6 (164.0)
	Sound rating dB(A)**	43
	Ice cube output lbs. (kg)/24h	3.1 (1.4)
	Ice cube stock lbs. (kg)	7.9 (3.6)
	Door hinges	left / right
Product dimensions	in inch H/W/D	79 13/16" / 35 7/8" / 24 1/16"
	in cm H/W/D	202.7 / 75.7 / 61
Cut out dimensions	in inch H/W/D	80"-81 5/8" / 36 1/16" / 24 5/8"
	in cm H/W/D	203.2-207.2 / 91.5 / 62.5
Power supply	Voltage V/Hz	115 / 60
Energy consumption	in 365 days kWh	556
	Estimated Yearly Energy Cost in US \$*	67
Optional accessories (from pages 96-99)	2.2, 3.1, 3.2, 5.5, 5.6, 5.7	
Included with product	90 degree door stops	



*Estimated energy costs will depend on utility rates and use. Estimated energy costs are based on a national average electricity cost of 12 cents per kWh.
**Noise level - sound power re 1pW - according to EN 60704-3.

HC 2082 PremiumPlus

PANEL READY

The HC 2082 offers elegant French door styling, with self-closing double freezer drawers, available in 36" design for custom kitchens. Choose from the fully integrated HC 2082 concealed behind custom cabinetry or the professional aesthetics of stainless steel panels. Standard accessories for this series are available for adapting to 80" or 84" high installation requirements. The automatic IceMaker with a fixed water connection produces perfect half-moon crescent ice cubes, keeping a constant supply on hand for every occasion.

Liebherr's DuoCooling system, with individual variable speed compressors, provides superior performance and efficiency, as well as advanced food preservation. The dual refrigeration system creates optimal conditions in both the refrigerator and freezer compartments, which lengthens the shelf life of foods for a healthier lifestyle. Individual silent cooling systems ensure accurate temperature and humidity controls so that your fresh foods last longer.

Liebherr-designed stainless steel panels are available for 80" or 84" height installation.



HC 2082 PremiumPlus ← 36" → 80"-84"

Capacity	Total capacity cu.ft. (l)	19.5 (552)
	Refrigerator comp. cu.ft. (l)	13.5 (382)
	NoFrost Freezer comp. cu.ft. (l)	6.0 (170)
	Net weight lbs. (kg)	368.2 (167.0)
	Sound rating dB(A)**	44
	Ice cube output lbs. (kg)/24h	3.1 (1.4)
	Ice cube stock lbs. (kg)	7.9 (3.6)
	Door hinges	left / right
Product dimensions	in inch H/W/D	79 13/16" / 36" / 24 1/16"
	in cm H/W/D	202.7 / 91.4 / 61
Cut out dimensions	in inch H/W/D	80"-81 5/8" / 36" / 24 5/8"
	in cm H/W/D	203.2-207.2 / 91.44 / 62.5
Power supply	Voltage V/Hz	115 / 60
Energy consumption	in 365 days kWh	562
	Estimated Yearly Energy Cost in US \$*	67
Optional accessories (from pages 96-99)	2.2, 3.1, 3.2, 5.5, 5.6, 5.7	
Included with product	90 degree door stop	

*Estimated energy costs will depend on utility rates and use. Estimated energy costs are based on a national average electricity cost of 12 cents per kWh.
 **Noise level - sound power re 1pW - according to EN 60704-3.



HCB 2080 PremiumPlus

PANEL READY

Show off the materials and design of your custom kitchen to the fullest with the stylish fully integrated refrigerator-freezer HCB 2080. Outstanding LED lighting can be found on the ceiling and refrigerator side walls, which double as shelf support, as well as inside the freezer drawers. Other smart interior design features include a stainless steel back wall which enhances the beauty of the fresh food compartment, and fully extendable SoftTelescopic freezer drawers which provide reliable self-retraction and soft closing. The automatic IceMaker with a fixed water connection produces perfect half-moon crescent ice cubes, which can be taken from freezer-to-table thanks to the removable ice bin.

Liebherr's BioFresh technology helps foods retain their healthy vitamins, aromas and appetizing appearance for significantly longer than in conventional refrigerators. Each BioFresh drawer can be adjusted individually, and provides ideal humidity for versatile storage solutions. The smart DuoCooling system, with individual variable speed compressors, ensures that there is no air exchange between the refrigerator and freezer compartments, guaranteeing that food lasts longer, and that the freezer is always ice-free.

Liebherr-designed stainless steel panels are available for 80" or 84" height installation.



HCB 2080 PremiumPlus ← 36" → 80"-84"

Capacity	Total capacity cu.ft. (l)	18.9 (535)
	Refrigerator comp. cu.ft. (l)	12.9 (365)
	BioFresh comp. cu.ft. (l)	2.4 (69)
	NoFrost Freezer comp. cu.ft. (l)	6.0 (170)
	Net weight lbs. (kg)	361.6 (164.0)
	Sound rating dB(A)**	43
	Ice cube output lbs. (kg)/24h	3.1 (1.4)
	Ice cube stock lbs. (kg)	7.9 (3.6)
	Door hinges	right
Product dimensions	in inch H/W/D	79 13/16" / 35 7/8" / 24 1/16"
	in cm H/W/D	202.7 / 91 / 61
Cut out dimensions	in inch H/W/D	80"-81 5/8" / 36 1/16" / 24 5/8"
	in cm H/W/D	203.2-207.2 / 91.5 / 62.5
Power supply	Voltage V/Hz	115 / 60
Energy consumption	in 365 days kWh	556
	Estimated Yearly Energy Cost in US \$*	67
This model is also available with	left hinge as HCB 2081	
Optional accessories (from pages 96-99)	2.2, 3.1, 3.2, 4.2, 4.3, 4.4, 5.5, 5.6, 5.7	

*Estimated energy costs will depend on utility rates and use. Estimated energy costs are based on a national average electricity cost of 12 cents per kWh.
**Noise level - sound power re 1pW - according to EN 60704-3.



HC 2080 PremiumPlus

PANEL READY

The 36" HC 2080 refrigerator-freezer with a single refrigerator door and self-closing double freezer drawers, fulfills both your design and storage needs. Outstanding LED lighting can be found on the ceiling and refrigerator side walls, which double as shelf support, as well as inside the freezer drawers. The fully extendable freezer drawers are designed with SoftTelescopic, which provides reliable self-retraction and soft closing. The automatic IceMaker with a fixed water connection produces perfect half-moon crescent ice cubes, keeping a constant supply on hand for every occasion.

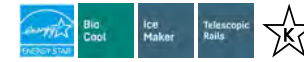
Liebherr's DuoCooling system, with individual variable speed compressors, provides superior performance and efficiency, as well as advanced food preservation. The dual refrigeration system creates optimal conditions in both the refrigerator and freezer compartments, which lengthens the shelf life of foods for a healthier lifestyle. Individual silent cooling systems ensure accurate temperature and humidity controls so that your fresh foods last longer.

Liebherr-designed stainless steel panels are available for 80" or 84" height installation.



HC 2080 PremiumPlus

← 36" → 80"-84"



Capacity	Total capacity cu.ft. (l)	19.5 (552)
	Refrigerator comp. cu.ft. (l)	13.5 (382)
	NoFrost Freezer comp. cu.ft. (l)	6.0 (170)
	Net weight lbs. (kg)	372.6 (169.0)
	Sound rating dB(A)**	44
	Ice cube output lbs. (kg)/24h	3.1 (1.4)
	Ice cube stock lbs. (kg)	7.9 (3.6)
Door hinges	right	
Product dimensions	in inch H/W/D	79 13/16" / 35 7/8" / 24 1/16"
	in cm H/W/D	202.7 / 91 / 61
Cut out dimensions	in inch H/W/D	80"-81 5/8" / 36 1/16" / 24 5/8"
	in cm H/W/D	203.2-207.2 / 91.5 / 62.5
Power supply	Voltage V/Hz	115 / 60
Energy consumption	in 365 days kWh	562
	Estimated Yearly Energy Cost in US \$*	67
This unit is also available as	HC 2081: with left door hinges	
Optional accessories (from pages 96-99)	2.2, 3.1, 3.2, 4.2, 4.3, 4.4, 5.5, 5.6, 5.7	



*Estimated energy costs will depend on utility rates and use. Estimated energy costs are based on a national average electricity cost of 12 cents per kWh.
**Noise level - sound power re 1pW - according to EN 60704-3.

HCB 1580 PremiumPlus

PANEL READY

Hidden away behind custom cabinetry or shown off with optional Liebherr designed stainless steel panels, the stylish and sleek 30" fully integrated HCB 1580 refrigerator-freezer offers impressive performance features and design flexibility. Smart interior design features include the elegant, yet tough, space-saving GlassLine shelves, and a stainless steel back wall enhances the beauty of the fresh food compartment. The automatic IceMaker with a fixed water connection produces perfect half-moon crescent ice cubes, which can be taken from freezer-to-table thanks to the removable ice bin. Internal Water filter - The activated carbon filter ensures pure water to produce perfectly fresh ice cubes. The precise electronic control will indicate when the filter needs to be replaced.

Liebherr's BioFresh technology helps foods retain their healthy vitamins, aromas and appetizing appearance for significantly longer than in conventional refrigerators. Each BioFresh drawer can be adjusted individually, and provides ideal humidity for versatile storage solutions. The smart DuoCooling system, with individual variable speed compressors, ensures that there is no air exchange between the refrigerator and freezer compartments, guaranteeing that food lasts longer, and that the freezer is always ice-free.

Liebherr-designed stainless steel panels are available for 80" or 84" height installation.



HCB 1580 PremiumPlus



Capacity	Total capacity cu.ft. (l)	14.1 (400)
	Refrigerator comp. cu.ft. (l)	9.8 (278)
	BioFresh comp. cu.ft. (l)	2.1 (60)
	NoFrost Freezer comp. cu.ft. (l)	4.3 (122)
	Net weight lbs. (kg)	332.9 (151.0)
	Sound rating dB(A)**	42
	Ice cube output lbs. (kg)/24h	3.1 (1.4)
	Ice cube stock lbs. (kg)	7.9 (3.6)
	Door hinges	right
Product dimensions	in inch H/W/D	79 13/16" / 29 13/16" / 24 1/16"
	in cm H/W/D	202.7 / 75.7 / 61
Cut out dimensions	in inch H/W/D	80"-81 5/8" / 30" / 24 1/16"
	in cm H/W/D	203.2-207.2 / 76.2 / 61
Power supply	Voltage V/Hz	115 / 60
Energy consumption	in 365 days kWh	507
	Estimated Yearly Energy Cost in US \$*	61
This unit is also available as	HCB 1581: with left door hinges	
Optional accessories (from pages 96-99)	2.2, 3.1, 3.2, 4.2, 4.3, 4.4, 5.5, 5.6, 5.7	

*Estimated energy costs will depend on utility rates and use. Estimated energy costs are based on a national average electricity cost of 12 cents per kWh.
**Noise level - sound power re 1pW - according to EN 60704-3.



HC 1550 Premium

PANEL READY

The 30" HC 1550 refrigerator-freezer blends in beautifully with any kitchen cabinetry, providing diverse design options to fit your dream kitchen. Liebherr's door-on-door technology allows for custom paneling to be affixed directly onto the appliance door, ensuring that the cabinet and refrigerator door open as one, allowing for additional design options and easy installation.

Double freezer drawers mounted on smooth telescopic rails offer more than 4 cubic feet of storage space, along with convenient handling and viewing of stored food. The automatic IceMaker with a fixed water connection produces perfect half-moon crescent ice cubes, keeping a constant supply on hand for every occasion.

Liebherr-designed stainless steel panels are available for 80 or 84" height installation.



HC 1550 Premium



Capacity	Total capacity cu.ft. (l)	14.1 (400)
	Refrigerator comp. cu.ft. (l)	9.8 (278)
	NoFrost Freezer comp. cu.ft. (l)	4.3 (122)
	Net weight lbs. (kg)	321.9 (146.0)
	Sound rating dB(A)**	42
	Ice cube output lbs. (kg)/24h	3.1 (1.4)
	Ice cube stock lbs. (kg)	7.9 (3.6)
	Door hinges	right
Product dimensions	in inch H/W/D	79 13/16" / 29 13/16" / 24 1/16"
	in cm H/W/D	202.7 / 75.7 / 61
Cut out dimensions	in inch H/W/D	80"-81 5/8" / 30" / 24 1/16"
	in cm H/W/D	203.2-207.2 / 76.2 / 61
Power supply	Voltage V/Hz	115 / 60
Energy consumption	in 365 days kWh	507
	Estimated Yearly Energy Cost in US \$*	61
This unit is also available as	HC 1551: with left door hinges	
	HC 1540: with IceMaker and 50 oz internal water tank	
	HC 1541: with IceMaker and 50 oz internal water tank; door hinges left	
Optional accessories (from pages 96-99)	2.2, 3.1, 3.2, 4.2, 4.3, 4.4, 5.5, 5.6, 5.7	

*Estimated energy costs will depend on utility rates and use. Estimated energy costs are based on a national average electricity cost of 12 cents per kWh.
 **Noise level - sound power re 1pW - according to EN 60704-3.



HF 861 & HRB 1120 Premium

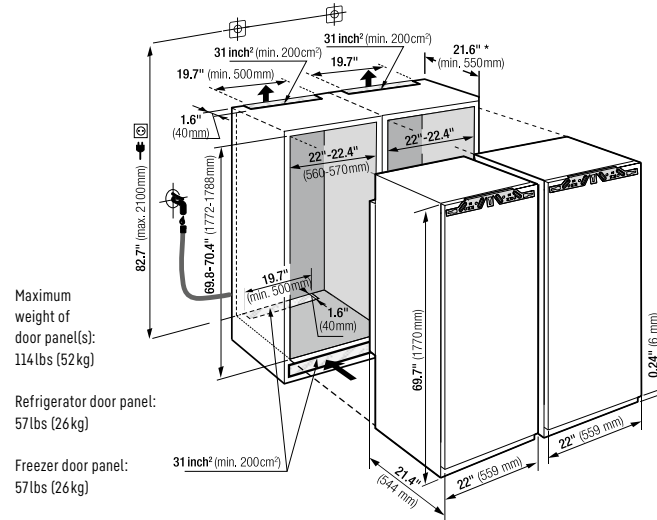
PANEL READY

Liebherr's 48" Side-by-Side combination, made of the 24" HRB 1120 fully integrated refrigerator with BioFresh and the 24" HF 861 fully integrated freezer with IceMaker, is the perfect combination for any kitchen.



Unit Dimensions

Cabinetry panels attach directly onto the appliance door(s) (door-on-door technology). No cabinet hinges are required.
*Recommended: 22" (560mm)



HF 861 & HRB 1120 Premium

← 48" → 70"



HF 861

Capacity	Total capacity cu.ft. (l)	7.8 (220)
	Refrigerator comp. cu.ft. (l)	7.8 (220)
	NoFrost Freezer comp. cu.ft. (l)	171.1 (77.6)
	Net weight lbs. (kg)	372.6 (169.0)
	Sound rating dB(A)**	38
	Ice cube output lbs. (kg)/24h	1.8 (0.8)
	Ice cube stock lbs. (kg)	3.3 (1.5)
	Door hinges	left, reversible

Product dimensions	in inch H/W/D	69 11/16"+11/16" / 22 1/16" / 21 7/16"
	in cm H/W/D	177+1.6 / 55.9 / 54.4

Cut out dimensions	in inch H/W/D	69 13/16"-70 7/16" / 22 1/16"-22 13/16" / 21 11/16"
	in cm H/W/D	177.2-178.8 / 56-57.8 / 55

Power supply	Voltage V/Hz	115 / 60
---------------------	--------------	----------

Energy consumption	in 365 days kWh	439
	Estimated Yearly Energy Cost in US \$*	53

Optional accessories (from pages 96-99)	2.2, 4.3, 5.3	
------------------------------------------------	---------------	--

Included with product	Ventilation grill (lower)	7427 640
------------------------------	---------------------------	----------

HRB 1120

Capacity	Total capacity cu.ft. (l)	14.1 (400)
	Refrigerator comp. cu.ft. (l)	10.9 (308)
	NoFrost Freezer comp. cu.ft. (l)	3.2 (92)
	Net weight lbs. (kg)	158.1 (71.7)
	Sound rating dB(A)**	33
	Ice cube output lbs. (kg)/24h	3.1 (1.4)
	Ice cube stock lbs. (kg)	7.9 (3.6)
	Door hinges	right, reversible

Product dimensions	in inch H/W/D	69 11/16"+11/16" / 22 1/16" / 21 7/16"
	in cm H/W/D	177+1.6 / 55.9 / 54.4

Cut out dimensions	in inch H/W/D	69 13/16"-70 7/16" / 22 1/16"-22 13/16" / 21 11/16"
	in cm H/W/D	177.2-178.8 / 56-57.8 / 55

Power supply	Voltage V/Hz	115 / 60
---------------------	--------------	----------

Energy consumption	in 365 days kWh	283
	Estimated Yearly Energy Cost in US \$*	34

Optional accessories (from pages 96-99)	4.3, 5.3	
------------------------------------------------	----------	--

Included with product	Ventilation grill (lower)	7427 640
------------------------------	---------------------------	----------



Ventilation Requirements for installation per unit: 200 cm³/31 in³

Individual appliances are ENERGY STAR rated

*Estimated energy costs will depend on utility rates and use. Estimated energy costs are based on a national average electricity cost of 12 cents per kWh.

**Noise level – sound power re 1pW – according to EN 60704-3.

HCB 1060 Premium

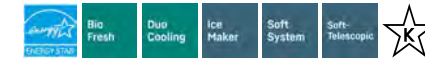
PANEL READY

The sophisticated, elegant European design of the 24" HCB 1060 refrigerator-freezer is the perfect appliance for small spaces, galley kitchens or apartment living. The HCB 1060 blends in beautifully with any kitchen cabinetry, providing diverse design options to fit your dream kitchen. Liebherr's door-on-door technology allows for custom paneling to be affixed directly onto the appliance door, ensuring that the cabinet and refrigerator door open as one, allowing for additional design options and easy installation. Liebherr's automatic IceMaker with a fixed water connection produces beautiful crystal cube ice, keeping a constant supply on hand for every occasion.

This seamless, cabinet-deep HCB 1060 is slim in stature, yet full of innovative features such as BioFresh technology. While the DrySafe drawer is suitable for storing meat, fish and dairy products, the high level of humidity in the fruit and vegetable drawer is even better at retaining the natural moisture in unpackaged fruit and vegetables. This means food not only stays fresher for longer, but also retains its vitamins and aroma for a considerably longer period than conventional refrigerator crisper's. The practical FlexSystem helps to ensure neat separation and clear sorting.



HCB 1060 Premium ← 24" → 70"



Capacity	Total capacity cu.ft. (l)	8.7 (247)
	Refrigerator comp. cu.ft. (l)	6.3 (179)
	BioFresh comp. cu.ft. (l)	2.4 (68)
	NoFrost Freezer comp. cu.ft. (l)	2.4 (68)
	Net weight lbs. (kg)	181.0 (82.1)
	Sound rating dB(A)**	38
	Ice cube output lbs. (kg)/24h	1.8 (0.8)
	Ice cube stock lbs. (kg)	2.2 (1.0)
Door hinges	right, reversible	
Product dimensions	in inch H/W/D	69 11/16"+11/16" / 22 1/16" / 21 7/16"
	in cm H/W/D	177+1.6 / 55.9 / 54.4
Cut out dimensions	in inch H/W/D	69 13/16"-70 7/16" / 22 1/16"-22 13/16" / 21 11/16"
	(Cut out height does not include toe kick) in cm H/W/D	177.2-178.8 / 56-57.8 / 55
Power supply	Voltage V/Hz	115 / 60
	Ventilation requirements for installation per unit	200 cm ² / 31 in ²
Energy consumption	in 365 days kWh	475
	Estimated Yearly Energy Cost in US \$*	57
Optional accessories (from pages 96-99)	4.3	
Included with product	Ventilation grill	7427 640



*Estimated energy costs will depend on utility rates and use. Estimated energy costs are based on a national average electricity cost of 12 cents per kWh.
**Noise level - sound power re 1pW - according to EN 60704-3.

HC 1050B Comfort

PANEL READY

The 24" HC 1050B refrigerator-freezer blends in beautifully with any kitchen cabinetry, providing diverse design options to fit your dream kitchen. Liebherr's door-on-door technology allows for custom paneling to be affixed directly onto the appliance door, ensuring that the cabinet and refrigerator door open as one, allowing for additional design options and easy installation. The refrigerator panel can be matched to cabinetry heights of 80" or up to 84" high for additional storage space over the refrigerator.

The HC 1050B includes a BioCool drawer which regulates humidity via a slider control to help keep fruits and vegetables fresher for longer. Liebherr's automatic IceMaker with a fixed water connection produces beautiful crystal cube ice, keeping a constant supply on hand for every occasion.



HC 1050B Comfort

← 24" → 70"



Capacity	Total capacity cu.ft. (l)	9.3 (264)
	Refrigerator comp. cu.ft. (l)	6.9 (196)
	NoFrost Freezer comp. cu.ft. (l)	2.4 (68)
	Net weight lbs. (kg)	161.2 (73.1)
	Sound rating dB(A)**	38
	Ice cube output lbs. (kg)/24h	1.8 (0.8)
	Ice cube stock lbs. (kg)	2.2 (1.0)
	Door hinges	right, reversible
Product dimensions	in inch H/W/D	69 11/16"+11/16" / 22 1/16" / 21 7/16"
	in cm H/W/D	177+1.6 / 55.9 / 54.4
Cut out dimensions	in inch H/W/D	69 13/16"-70 7/16" / 22 1/16"-22 13/16" / 21 11/16"
	(Cut out height does not include toe kick) in cm H/W/D	177.2-178.8 / 56-57.8 / 55
Power supply	Voltage V/Hz	115 / 60
	Ventilation requirements for installation per unit	200 cm ² / 31 in ²
Energy consumption	in 365 days kWh	475
	Estimated Yearly Energy Cost in US \$*	57
This unit is also available as	HC 1030: without IceMaker	
Optional accessories (from pages 96-99)	4.3	
Included with product	Ventilation grill	7427 640



*Estimated energy costs will depend on utility rates and use. Estimated energy costs are based on a national average electricity cost of 12 cents per kWh.
**Noise level - sound power re 1pW - according to EN 60704-3.

Undercounter Appliances Key Benefits



SoftTelescopic:

Food can be stored securely within reach thanks to fully extendable pull-out drawers. The SoftTelescopic system provides convenient and reliable self-retraction with soft closing.



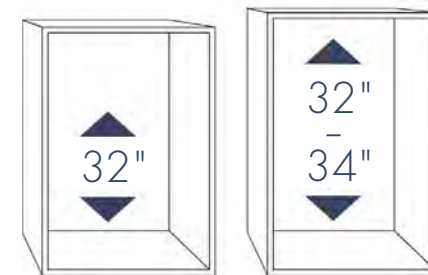
Glass pull-out shelves:

Food is stored safely and easily accessible on the fully extendable pull-out glass shelves. The glass pull-out shelves made of safety glass are sturdy and easy to clean as well as being adjustable by means of practical rail dividers.



Ventilation:

Liebherr's undercounter appliances are available for integrated use or for fitting with décor panels. Ventilation occurs through the base plinth, so a ventilation grill is not required on top of the appliance.



ADA Compliant:

Liebherr's undercounter appliances are ADA compliant, designed to fit undercounter heights between 32" and 34".



LiftUp-Box:

The LiftUp-Box allows you to fully utilize the storage space below the pull-out drawer. It is ergonomically attached, easy to take out and can hold up to 8.8 lbs. (4 kg). When pulled out, the LiftUp-Box pushes up out of the base recess, allowing the food to be removed easily.



SoftSystem:

This feature provides added safety and convenience. Integrated on the door, the SoftSystem cushions movement when the door is closed. This SoftSystem ensures that the door closes gently even when fully loaded inside. The door automatically closes from an angle of approximately 30°.

UPR 513 Premium

PANEL READY

The UPR 513 has both the designer and the user in mind, offering convenient features and design flexibility to fit any home. The universally designed, pull-out undercounter refrigerator can be adjusted in height to match that of the counter space, providing an optimal fit for countertops as low as 32" high. Like all Liebherr integrated appliances, the UPR 513 uses door-on-door technology, allowing custom panels to be affixed directly onto the appliance door, ensuring seamless integration within your custom design, as well as easy installation.

The UPR 513 includes a variety of flexible storage features to fit your specific needs. The door bin can be used to store tall

beverages, or can be adjusted for larger gallon storage. Items stored in the bottom bin are automatically raised upon door opening thanks to the LiftUp-Box system, bringing your foods within reach. The UPR 513's fully extendable Soft-Telescopic drawers provide reliable self-retraction and soft closing, while the elegant, yet tough, space saving GlassLine shelves are both scratch-resistant and easy to clean.

Noise is kept to a minimum thanks to virtually silent, speed controlled, and specially-absorbed compressors along with a low noise cooling circuit, ensuring exact performance, energy efficiency and SuperQuiet operation.



UPR 513 Premium

← 24" → 32-34"



Capacity	Total capacity cu.ft. (l)	4.4 (124)
	Refrigerator comp. cu.ft. (l)	4.4 (124)
	Temperature range °F (°C)	+36 to +48 (+2 to +9)
	Net weight lbs. (kg)	96.3 (43.7)
	Sound rating dB(A)**	37
	Door hinges	pull-out
Product dimensions	in inch H/W/D	32 5/16"-34 11/16" / 23 9/16" / 21 11/16"
	in cm H/W/D	82-88 / 59.7 / 55
Cut out dimensions	in inch H/W/D	32 5/16"-34 11/16" / 23 5/8" / 21 11/16"
	in cm H/W/D	82-88 / 60 / 55
Power supply	Voltage V/Hz	115 / 60
Energy consumption	in 365 days kWh	205
	Estimated Yearly Energy Cost in US \$*	27
Optional accessories (from pages 96-99)	3.1, 5.9,	



*Estimated energy costs will depend on utility rates and use. Estimated energy costs are based on a national average electricity cost of 12 cents per kWh.
**Noise level - sound power re 1pW - according to EN 60704-3.



UR 500 Premium

PANEL READY

The 24" UR 500 has both the designer and the user in mind, offering convenient features and design flexibility to fit any room, whether it's in a home or a business. The universally designed, single-door undercounter refrigerator can be adjusted in height to match that of the counter space, providing an optimal fit for countertops up to 34" high. Like all Liebherr integrated appliances, the UR 500 uses door-on-door technology, allowing custom panels to be affixed directly onto the appliance door, ensuring seamless integration within your custom design, as well as easy installation.

As a true undercounter refrigerator, the UR 500 offers the perfect solution for storing your favorite foods in any room, whether it be a part of the kitchen island, in an office, or in the home theater. The UR 500 includes a variety of flexible

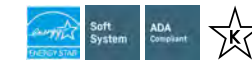
storage features, like a large removable VarioBox that can be taken from fridge-to-table, a multi-use drawer, and an additional storage bin at the bottom of the refrigerator. The UR 500 includes convenient door racks, even for larger gallon-sized items. Doors close automatically and gently thanks to our SoftSystem technology which eliminates slamming, even when shelves are fully loaded.

The UR 500 can be installed in a Side-by-Side combination alongside other undercounter refrigerators, freezers, beverage centers or wine cabinets as part of a central food and beverage hub. Noise is kept to a minimum thanks to virtually silent, speed-controlled and specially-absorbed compressors along with a low noise cooling circuit, ensuring exact performance, energy efficiency and SuperQuiet operation.



UR 500 Premium

← 24" → 32-34"



Capacity	Total capacity cu.ft. (l)	4.8 (136)
	Refrigerator comp. cu.ft. (l)	4.8 (136)
	Temperature range °F (°C)	+36 to +48 (+2 to +9)
	Net weight lbs. (kg)	84.2 (38.2)
	Sound rating dB(A)**	37
	Door hinges	right, reversible
Product dimensions	in inch H/W/D	32 5/16"-34 11/16" / 23 9/16" / 21 11/16"
	in cm H/W/D	82-88 / 59.7 / 55
Cut out dimensions	in inch H/W/D	32 5/16"-34 11/16" / 23 5/8" / 21 11/16"
	in cm H/W/D	82-88 / 60 / 55
Power supply	Voltage V/Hz	115 / 60
Energy consumption	in 365 days kWh	208
	Estimated Yearly Energy Cost in US \$*	27
Optional accessories (from pages 96-99)	3.1, 5.8	



*Estimated energy costs will depend on utility rates and use. Estimated energy costs are based on a national average electricity cost of 12 cents per kWh.
 **Noise level - sound power re 1pW - according to EN 60704-3.



UB 501 Premium

PANEL READY

The 24" UB 501 has both the designer and the user in mind, offering convenient features and design flexibility to fit any room, whether it's in a home or business. The universally designed, single-door 32°F refrigerator can be adjusted in height to match that of the counter space, providing an optimal fit for countertops up to 34" high. Like all Liebherr integrated appliances, the UB 501 uses door-on-door technology, allowing custom panels to be affixed directly onto the appliance door, ensuring seamless integration within your custom design, as well as easy installation.

This UB 501 consists of three full BioFresh compartments, which helps foods retain their healthy vitamins, aromas and appetizing appearance for significantly longer than in conventional refrigerators. Included in one of the BioFresh drawers is Liebherr's FlexSystem storage solution, where

fruits and vegetables can be clearly organized and separated, or stored according use-by date. The UB 501 also includes a hidden compartment at the bottom of the refrigerator for additional storage. This undercounter model is the perfect solution for when you require additional storage of your freshest and healthiest organic foods.

The UB 501 can be installed in a Side-by-Side combination alongside other undercounter refrigerators, freezers, beverage centers or wine cabinets as part of a central food and beverage hub. Noise is kept to a minimum thanks to virtually silent, speed-controlled and specially-absorbed compressors along with a low noise cooling circuit, ensuring exact performance, energy efficiency and SuperQuiet operation.



UB 501 Premium



Capacity	Total capacity cu.ft. (l)	2.8 (80)
	BioFresh comp. cu.ft. (l)	2.8 (80)
	Temperature range °F (°C)	+36 to +48 (+2 to +9)
	Net weight lbs. (kg)	83.6 (37.9)
	Sound rating dB(A)**	38
	Door hinges	left, reversible
Product dimensions	in inch H/W/D	32 5/16"-34 11/16" / 23 9/16" / 21 11/16"
	in cm H/W/D	82-88 / 59.7 / 55
Cut out dimensions	in inch H/W/D	32 5/16"-34 11/16" / 23 5/8" / 21 11/16"
	in cm H/W/D	82-88 / 60 / 55
Power supply	Voltage V/Hz	115 / 60
	Energy consumption	
	in 365 days kWh	214
	Estimated Yearly Energy Cost in US \$*	26
Optional accessories (from pages 96-99)	3.1, 5.8	



*Estimated energy costs will depend on utility rates and use. Estimated energy costs are based on a national average electricity cost of 12 cents per kWh.
 **Noise level - sound power re 1pW - according to EN 60704-3.



UF 501 Premium

PANEL READY

The UF 501 has both the designer and the user in mind, offering convenient features and design flexibility to fit any room, whether it's in a home or business. The universally designed, single-door freezer can be adjusted in height to match that of the counter space, providing an optimal fit for countertops up to 34" high. Like all Liebherr integrated appliances, the UF 501 uses door-on-door technology, allowing custom panels to be affixed directly onto the appliance door, ensuring seamless integration within your custom design, as well as easy installation.

As a true undercounter freezer, the UF 501 offers the perfect solution for storing your favorite frozen foods in any room, whether it be in the kitchen island, bar or game room. This 24" freezer includes three transparent and fully removable FrostSafe drawers on rollers to best organize frozen foods.

As the FrostSafe drawers are fully enclosed, the continuously circulating cold air does not escape when the door is opened, enhancing the freezer's energy efficiency. Doors also close gently and without slamming thanks to Liebherr's SoftSystem technology. The UF 501 also includes a hidden compartment at the bottom of the freezer for additional storage.

The UF 501 can be installed in a Side-by-Side combination alongside other undercounter refrigerators, freezers, beverage centers or wine cabinets as part of a central food and beverage hub. Noise is kept to a minimum thanks to virtually silent, speed-controlled and specially absorbed compressors along with a low noise cooling circuit, ensuring exact performance, energy efficiency and SuperQuiet operation.



UF 501 Premium



Capacity	Total capacity cu.ft. (l)	2.8 (79)
	NoFrost Freezer comp. cu.ft. (l)	2.8 (79)
	Temperature range °F (°C)	+7 to +18 (+14 to +28)
	Net weight lbs. (kg)	88.0 (39.9)
	Sound rating dB(A)**	38
	Door hinges	left, reversible
Product dimensions	in inch H/W/D	32 5/16"-34 11/16" / 23 9/16" / 21 11/16"
	in cm H/W/D	82-88 / 59.7 / 55
Cut out dimensions	in inch H/W/D	32 5/16"-34 11/16" / 23 5/8" / 21 11/16"
	in cm H/W/D	82-88 / 60 / 55
Power supply	Voltage V/Hz	115 / 60
	Energy consumption	
	in 365 days kWh	302
	Estimated Yearly Energy Cost in US \$*	36
Optional accessories (from pages 96-99)	3.1, 5.8	



*Estimated energy costs will depend on utility rates and use. Estimated energy costs are based on a national average electricity cost of 12 cents per kWh.
**Noise level - sound power re 1pW - according to EN 60704-3.



RU 510 GrandCru

STAINLESS STEEL FRAMED GLASS DOOR

Liebherr's sleek RU 510 24" beverage/wine center stores a variety of drinks to perfection, while keeping them close at hand in any kitchen, bar or entertainment area. Whether you're entertaining a large group, or having a quiet family night at home, the RU 510 offers amazing capacity and superior storage, with a sophisticated design that blends beautifully with any decor.

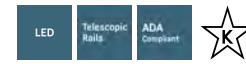
The RU 510 features a glass door for a clear view of stored beverages, and an elegant stainless steel frame that can also

accommodate a custom panel if desired. The appliance offers a variety of storage flexibility options thanks to the glass shelves with stainless steel trim, a convenient split shelf for storing taller items and a pull-out metal rack. The electronic control system is situated at the top of the interior and is visible through the glass door, allowing for temperature settings between 36°F to 68°F.



RU 510 GrandCru

← 24" → 32-34"



Capacity	Total capacity cu.ft. (l)	3.8 (108)
	Wine comp. cu.ft. (l)	3.8 (108)
	Total cans storage capacity (0.33 l)	114
	Temperature range °F (°C)	+36 to +68 (+2 to +20)
	Net weight lbs. (kg)	103.6 (47.0)
	Sound rating dB(A)**	30
	Door hinges	right, reversible
Product dimensions	in inch H/W/D	32 1/4" / 23 9/16" / 22 3/4"
	in cm H/W/D	81.8 / 59.7 / 57.7
Cut out dimensions	in inch H/W/D	32 5/16"-34 5/16" / 23 5/8" / 21 11/16"
	in cm H/W/D	82-87 / 60 / 55
Power supply	Voltage V/Hz	115 / 60
Optional accessories (from pages 96-99)	4.1, 4.4, 4.5, 4.7	
Included with product	SS adjustable (4-6" H) toe kick, top filler angle mount bracket	

*Estimated energy costs will depend on utility rates and use. Estimated energy costs are based on a national average electricity cost of 12 cents per kWh.
 **Noise level – sound power re 1pW – according to EN 60704-3.



RO 510

STAINLESS STEEL DOOR

The 24" RO 510 outdoor undercounter beverage/wine cooler is the ultimate barbecue and entertainment accessory, turning your outdoor kitchen into the ultimate place for entertaining. This model offers the best solution for storing beverages such as wine, beer and soft drinks, as well as barbecue supplies and condiments, close at hand without compromising on elegance and design.

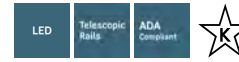
The temperature of the RO 510 can be set between 36°F and 68°F for a variety of uses. This outdoor appliance includes

three glass shelves with stainless steel trim for flexible storage, including a versatile split shelf for storing taller items and two door shelves (one adjustable). This model is perfect for outdoor entertaining, operating perfectly in ambient temperatures from 50°F to 109°F. Because of its sophisticated stainless steel cabinet and door, the RO 510 can be used outdoors or indoors within a kitchen or bar for added convenience. Can be built-in under-counter or freestanding.



RO 510

← 24" → 32-34"




Capacity	Total capacity cu.ft. (l)	3.7 (104)
	Wine comp. cu.ft. (l)	3.7 (104)
	Temperature range °F (°C)	+36 to +68 (+2 to +20)
	Net weight lbs. (kg)	112.4 (51.0)
	Sound rating dB(A)**	39
	Door hinges	right, reversible
Product dimensions	in inch H/W/D	32 1/4" / 23 9/16" / 22 3/4"
	in cm H/W/D	81.8 / 59.7 / 57.7
Cut out dimensions	in inch H/W/D	32 5/16"-34 5/16" / 23 5/8" / 21 11/16"
	in cm H/W/D	82-87 / 60 / 55
Power supply	Voltage V/Hz	115 / 60
Optional accessories (from pages 96-99)		
Included with product	SS adjustable (4-6" H) toe kick, top filler angle mount bracket	

*Estimated energy costs will depend on utility rates and use. Estimated energy costs are based on a national average electricity cost of 12 cents per kWh.
 **Noise level - sound power re 1pW - according to EN 60704-3.



Wine Cabinets Key Benefits



LED Lighting:

All Liebherr wine cabinets are equipped with innovative LED lighting, which can be dimmed for a pleasing ambient light inside the wine cabinet, while emitting less heat, optimal for long-term illumination.



Presentation Shelf:

The practical shelf of the Vinidor models fulfills both bottle storage and presentation functions. The bottles can be stored horizontally at the rear.



Activated Charcoal Filter:

During prolonged storage, wines can be adversely affected by environmental odors. Optimum air quality is guaranteed in Liebherr wine cabinets thanks to the easy-to-replace activated charcoal filter, which purifies incoming air.



Integrated Lock:

The integrated lock is very sturdy and protects your fine wine collection against unauthorized access.



Electronic LCD Display:

Touch electronic control systems allow the temperature to be set to the exact desired degree, easily and accurately, thanks to the electronic LCD display.



Compressors:

Even slight vibrations can disturb the wine maturing process and prevent the tannins from settling. Specially developed, exceptionally low-vibration compressors are included in all Liebherr wine cabinets, ensuring that wine is optimally stored.

Wine models are intended for storing wine exclusively. Maximum indicated bottle capacity is based on Bordeaux bottles (0.75 l). Features shown are model dependent. Product features may vary.

HW 8000 Vinidor

PANEL READY OR BLACK GLASS DOOR

The fully integrated HW 8000 multi-temperature wine cabinet is sure to complement any kitchen, bar or living room design. The temperature in each of the two sophisticated temperature zones can be set between 41°F and 68°F, ensuring optimal storage conditions suitable for storing reds, whites and champagnes. The HW 8000 provides storage flexibility for up to 80 Bordeaux bottles thanks to its natural odorless beech wood shelving and ten storage areas at varying heights, ideal for grouping different bottles, types and sizes. A flexible clip-on labelling system ensures a clear overview of your wine collection. Alternatively, you can display your wines on the high-quality presentation shelf.

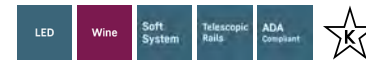
The HW 8000 can be fully integrated to match your unique design, matching cabinetry heights of up to 80" or 84", including Side-by-Side combinations for maximum wine storage. A stainless steel panel accessory kit is available for when your design calls for a stainless steel look.

The HW 8000's activated charcoal filter provides superb air quality by removing contaminating substances from the cabinet air. The insulated glass door with UV protection and LED lighting, alongside the activated charcoal filter, protect your finest wines from busy kitchen influences such as light and damaging odors.



HW 8000 Vinidor

← 24" → 70" ↑ ↓



Capacity	Total capacity cu.ft. (l)	9.0 (254)
	Wine comp. cu.ft. (l)	9.0 (254)
	Max. No. of Bordeaux btls 0.75 l	80
	Temperature range °F (°C)	+41 to +68 (+5 to +20)
	Net weight lbs. (kg)	200.6 (91.0)
	Sound rating dB(A)**	36
	Door hinges	right, reversible
Product dimensions	in inch H/W/D	69 11/16" / 21 15/16" / 21 13/16"
	in cm H/W/D	177 / 55.7 / 55.3
Cut out dimensions	in inch H/W/D	69 13/16"-70 1/8" / 22 1/16"-22 1/2" / 21 11/16"
	in cm H/W/D	177.2-178 / 56-57 / 55
<small>(Cut out height does not include toe kick)</small>		
Power supply	Voltage V/Hz	115 / 60
Energy consumption	in 365 days kWh	155
This unit is also available as	HWgb 8300: in elegant black (fits 83 bottles)	
Ventilation requirements for installation per unit	200 cm ² / 31 in ²	
Optional accessories (from pages 96-99)	2.1, 3.1, 4.12, 5.1, 5.2, 5.4, 6.1,	

* Noise level - sound power re 1pW - according to EN 60704-3.



HW 4800 Vinidor

PANEL READY OR BLACK GLASS DOOR

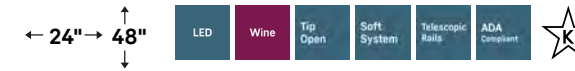
The fully integrated HW 4800 multi-temperature wine cabinet is sure to complement any kitchen, bar or living room design. The temperature in each of the two sophisticated temperature zones can be set between 41°F and 68°F, ensuring optimal storage conditions for both red and white wines. The HW 4800 provides storage flexibility for up to 48 Bordeaux bottles thanks to its beech wood shelving and six storage areas at varying heights, for the grouping of your different bottles types and sizes. A flexible clip-on labeling system ensures a clear overview of your wine collection. Alternatively, you can display your wines on the high-quality presentation shelf.

The HW 4800 can be fully integrated to match your unique design, including Side-by-Side combinations for maximum wine storage. A stainless steel panel accessory kit is also available for when your design calls for a stainless steel look.

The HW 4800's activated charcoal filter provides superb air quality by removing contaminating substances from the cabinet air. The insulated glass door with UV protection and LED lighting, alongside the activated charcoal filter, protect your finest wines from busy kitchen influences such as light and damaging odors.



HW 4800



Capacity	Total capacity cu.ft. (l)	5.6 (158)
	Wine comp. cu.ft. (l)	5.6 (158)
	Max. No. of Bordeaux btls 0.75 l	48
	Temperature range °F (°C)	+41 to +68 (+5 to +20)
	Net weight lbs. (kg)	147.7 (67.0)
	Sound rating dB(A)**	36
	Door hinges	right, reversible
Product dimensions	in inch H/W/D	48" / 21 15/16" / 21 13/16"
	in cm H/W/D	121.8 / 55.7 / 55.3
Cut out dimensions	in inch H/W/D	48 1/16" / 22 1/16" / 21 11/16"
	in cm H/W/D	122 / 56 / 55
<small>(Cut out height does not include toe kick)</small>		
Power supply	Voltage V/Hz	115 / 60
Energy consumption	in 365 days kWh	150
This unit is also available as	HWgb 5100: in elegant black (fits 51 bottles)	
Ventilation requirements for installation per unit	200 cm ² / 31 in ²	
Optional accessories (from pages 96-99)	2.1, 3.1, 4.12, 5.1, 5.2, 5.4, 6.1,	

* Noise level - sound power re 1pW - according to EN 60704-3.



HWgb 1803 GrandCru

BLACK GLASS DOOR

The innovative and superbly designed HWgb 1803 wine cabinet is designed for today's modern kitchen. Featuring high performance technology alongside easy-to-use features, the HWgb 1803 proves that it's possible to save energy without compromising convenience and design. Employing state-of-the-art climate technology with heating and cooling circuits, alongside FreshAir activated filtration, the HWgb 1803 ensures the very best conditions for wines to quietly mature and develop their full flavor. Precision electronics, specialized compressors, and a variety of additional innovative features, make the HWgb 1803 the ideal model for optimally storing wine.

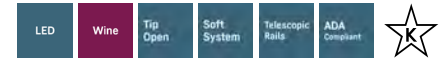
The HWgb 1803 includes TipOpen technology – the perfect solution for hands-free kitchen designs. When the black glass door is gently tapped, TipOpen technology partially opens the cabinet, facilitating further opening. If the door is not fully opened within three seconds, the door will self-close, ensuring that ideal air humidity is maintained within cabinet. When fully opened, the door opens downward like an oven.

The easy-glide accessory black glass front drawer can be used to store wine accessories directly below the HWgb 1803.



HWgb 1803 GrandCru

← 24" → 18" ↑ ↓



Capacity	Total capacity cu.ft. (l)	1.6 (46)
	Wine comp. cu.ft. (l)	1.6 (46)
	Max. No. of Bordeaux btls 0.75 l	18
	Temperature range °F (°C)	+41 to +68 (+5 to +20)
	Net weight lbs. (kg)	75.0 (34.0)
	Sound rating dB(A)**	36
	Door hinges	drop-down door with TipOpen technology
Product dimensions	in inch H/W/D	17 11/16" / 21 7/8" / 22 1/16"
	in cm H/W/D	44.8 / 55.5 / 55.9
Cut out dimensions	in inch H/W/D	17 3/4"-17 13/16" / 22 1/16"-22 1/2" / 21 11/16"
	in cm H/W/D	45-45.2 / 56-57 / 55
Power supply	Voltage V/Hz	115 / 60
Energy consumption	in 365 days kWh	106
Optional accessories (from pages 96-99)		1.2, 2.1

* Noise level – sound power re 1pW – according to EN 60704-3.



WUgb 3400 Vinidor

BLACK GLASS DOOR

The under counter wine cabinet WUgb 3400 offers a number of innovative solutions for wine storage. The temperature in each of the two sophisticated temperature zones can be set between 41°F and 68°F, ensuring optimal storage conditions for reds, whites and champagnes.

The elegant black glass door, featuring TipOpen technology, offers seamless integration into handle-free kitchen cabinetry. This smart wine cabinet can hold up to 34 Bordeaux bottles and when lightly tapped, the glass door partially opens, facilitating further opening. If the door is not

fully opened within three seconds, the door will self-close, safeguarding your precious wines.

Liebherr's design uses recirculated forced air cooling and a permanent fresh air supply via an easily exchangeable activated charcoal filter. Humidity ranges between 50 and 80 percent, permitting wine to breathe as it matures and to keep corks supple. Specially developed, quiet compressors ensure that the WUgb 3400 produces the lowest vibration possible as fine wines love peace and quiet as much as anyone.



WUgb 3400 Vinidor

← 24" → 32-34"



Capacity	Total capacity cu.ft. (l)	3.3 (94)
	Wine comp. cu.ft. (l)	3.3 (94)
	Max. No. of Bordeaux btls 0.75 l	34
	Temperature range °F (°C)	+41 to +68 (+5 to +20)
	Net weight lbs. (kg)	108.0 (49.0)
	Sound rating dB(A)**	38
	Door hinges	right, reversible
Product dimensions	in inch H/W/D	32 1/4" / 23 9/16" / 22 3/4"
	in cm H/W/D	81.8 / 59.7 / 57.7
Cut out dimensions	in inch H/W/D	32 5/16"-34 5/16" / 23 5/8" / 22 7/8"
	in cm H/W/D	82-87 / 60 / 58
Power supply	Voltage V/Hz	115 / 60
Energy consumption	in 365 days kWh	170
Optional accessories (from pages 96-99)		2.1, 4.4, 4.5, 4.6, 6.1

* Noise level - sound power re 1pW - according to EN 60704-3.



WU 3400 Vinidor

STAINLESS STEEL FRAMED GLASS DOOR

Temperature, humidity, vibration and light are the most important elements of wine storage. Liebherr's under counter wine cabinet WU 3400, with dual temperature zones, addresses all four of these areas with the best storage and preservation needs in mind. The temperature in each of the two sophisticated temperature zones can be set between 41°F and 68°F, making the cabinet suitable for storing reds and whites.

As a true wine storage unit, the WU 3400 includes heating capabilities to maintain accurate temperatures when the location of the appliance is colder than the desired set temperature. Temperatures will not drop below 32°F thanks to the safety thermostat, ensuring the best quality of your

wines. In addition to the constant temperature feature, ideal climates are created alongside exceptional air quality. Liebherr's design uses recirculated forced air cooling and a permanent fresh air supply via an easily exchangeable activated charcoal filter.

Humidity ranges between 50 and 80 percent, permitting wine to breathe as it matures and to keep corks supple. Specially developed, quiet compressors ensure that the cabinet produces the lowest vibration possible as fine wines love peace and quiet as much as anyone. The WU 3400 is available in stainless steel or can be designed with a custom panel using the overlay accessory kit.



WU 3400 Vinidor



Capacity	Total capacity cu.ft. (l)	3.3 (94)
	Wine comp. cu.ft. (l)	3.3 (94)
	Max. No. of Bordeaux btls 0.75 l	34
	Temperature range °F (°C)	+41 to +68 (+5 to +20)
	Net weight lbs. (kg)	108.0 (49.0)
	Sound rating dB(A)**	39
	Door hinges	right, reversible
Product dimensions	in inch H/W/D	32 1/4" / 23 9/16" / 22 3/4"
	in cm H/W/D	81.8 / 59.7 / 57.5
Cut out dimensions	in inch H/W/D	32 5/16"-34 5/16" / 23 5/8" / 22 7/8"
	in cm H/W/D	82-87 / 60 / 58
Power supply	Voltage V/Hz	115 / 60
Energy consumption	in 365 days kWh	170
Optional accessories (from pages 96-99)	2.1, 4.1, 4.4, 4.5, 4.7, 6.1	
Included with product	Adjustable toe kit (4-6" H) / SS finish Top filler angle bracket	9902 240

* Noise level - sound power re 1pW - according to EN 60704-3.



WU 4500 GrandCru

STAINLESS STEEL FRAMED GLASS DOOR

The under counter WU 4500 wine storage cabinet is ideal for storing wines for long periods of time, allowing them to mature to perfection. The temperature of the cabinet can be set between 41°F and 68°F, making the cabinet suitable for storing reds, whites and champagnes.

The WU 4500 can hold up to 46 Bordeaux bottles, stored on beech wood shelves with smooth telescopic rails. With a constant supply of fresh air via an activated charcoal filter and continuously circulating air cooling, this appliance guarantees consistent high air quality during the maturing

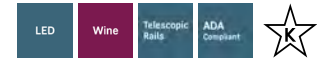
process. A specially developed compressor ensures that wines are stored in a vibration-free environment so as to not disturb the wines' sediment.

The WU 4500 can be integrated easily and elegantly into any custom kitchen design as it ventilates through the toe kick, eliminating the need for counter slots. This sophisticated appliance also boasts a digital temperature display conveniently located at the top of the cabinet with visibility through the elegant glass door.



WU 4500 GrandCru

← 24" → 32-34"



Capacity	Total capacity cu.ft. (l)	3.9 (110)
	Wine comp. cu.ft. (l)	3.9 (110)
	Max. No. of Bordeaux btls 0.75 l	46
	Temperature range °F (°C)	+41 to +68 (+5 to +20)
	Net weight lbs. (kg)	99.2 (45.0)
	Sound rating dB(A)**	39
	Door hinges	right, reversible
Product dimensions	in inch H/W/D	32 1/4" / 23 9/16" / 22 3/4"
	in cm H/W/D	81.8 / 59.7 / 57.7
Cut out dimensions	in inch H/W/D	32 5/16"-34 5/16" / 23 5/8" / 22 7/8"
	in cm H/W/D	82-87 / 60 / 58
Power supply	Voltage V/Hz	115 / 60
Energy consumption	in 365 days kWh	165
Optional accessories (from pages 96-99)	2.1, 4.1, 4.4, 4.5, 4.7, 6.1	
Included with product	Adjustable toe kit (4-6" H) / SS finish Top filler angle bracket	9902 240

* Noise level - sound power re 1pW - according to EN 60704-3.



WS 17800 Vinidor

STAINLESS STEEL FRAMED GLASS DOOR

The WS 17800 satisfies your need for the smartest, most elegant way to store wine, in addition to adding a sophisticated flair when entertaining your guests. While stylish enough to fit any decor, the WS 17800 also creates the ideal conditions for wines to mature successfully – constant air quality, temperature, and humidity controls, alongside quiet, vibration-free storage. Specially developed, quiet compressors ensure that the cabinet produces the lowest vibration possible, allowing wines to fully mature. The dual-pane insulated glass door with UV protection, alongside the activated charcoal filter, protect the wines from busy kitchen influences such as light and odor.

The three temperature zones within the WS 17800 can be set between 41°F to 68°F, making the cabinet suitable for the storage of reds, whites and champagnes. This model is equipped with an alarm system to alert the user if the door

has been left open, or if the selected temperatures have been compromised. The energy efficient LED ceiling light not only emits virtually no heat, but it is dimmable to cast a cool glow across the room.

As a true wine storage unit, the WS 17800 includes heating capabilities to maintain accurate temperatures when the location of the cabinet is colder than the desired set temperature. Liebherr's design uses recirculated forced air cooling and a permanent fresh air supply via an easily exchangeable activated charcoal filter. Humidity ranges between 50 and 80 percent, permitting wine to breathe as it matures and to keep corks supple. Attractive natural odorless beech wood shelving with smooth telescopic rails, and a unique drop-down presentation shelf, makes displaying your finest wines elegant and easy.



WS 17800 Vinidor



Capacity	Total capacity cu.ft. (l)	17.8 (505)
	Wine comp. cu.ft. (l)	17.8 (505)
	Max. No. of Bordeaux btls 0.75 l	178
	Temperature range °F (°C)	+41 to +68 (+5 to +20)
	Net weight lbs. (kg)	308.6 (140.0)
	Sound rating dB(A)**	39
	Door hinges	right, reversible
Product dimensions	in inch H/W/D	75 5/8" / 27 9/16" / 29 1/4"
	in cm H/W/D	192 / 70 / 74.2
Cut out dimensions	in inch H/W/D	77 9/16" / 28" / 27 1/16"
	in cm H/W/D	197 / 71.1 / 68.6
Power supply	Voltage V/Hz	115 / 60
Energy consumption	in 365 days kWh	
Ventilation requirements for installation per unit	300 cm ² / 46.5 in ²	210
Optional accessories (from pages 96-99)	1.1, 2.1	

* Noise level - sound power re 1pW - according to EN 60704-3.



Accessories

01 Drawers

1.1	Accessory drawer / upright bottle storage	WS 17800	9033 373
1.2	Accessory drawer black glass	HWgb 1803	9901 085

02 Filters

2.1	Charcoal filter	WU 3400, WUgb 3400, WU 4500, HW 8000, HWgb 8300, HWgw 8300, HW 4800, HWgb 5100, HWgw 5100, HW 3000, HWgb 3300, HWgw 3300, HWgb 1803	7434 557
		WS 17800	7433 243 / 9192 811
2.2	Water filter	CS 1360B, CBS 1360, CS 1400R-IM, CS 1401R-IM, CBS 1660, CBS 1661, CS 2080, CS 2081, CS 2082, CBS 2082, HF 861, HC 1550, HC 1551, HCB 1580, HCB 1581, HC 2080, HC 2081, HCB 2080, HCB 2081, HC 2082, HCB 2082	74440 002 / 9880 980
2.3	Add on water filter kit	CS 1360B, CBS 1360, CS 1400R-IM, CS 1401R-IM, CBS 1660, CBS 1661, HF 861	9096 034

03 Handles

3.1	Brushed aluminum square handles	HC 1550, HCC 1551, HC 1540, HC 1541, HCB 1580, HCB 1581	9900 281
		HC 2080, HC 2081, HCB 2080, HCB 2081	9900 329
		HC 2082, HCB 2082	9900 513
		HW 8000, HW 4800, UPR 513, UR 500, UB 501, UF 501	9901 561
3.2	Stainless steel round handles	HC 1550, HC 1551, HC 1540, HC 1541, HCB 1580, HCB 1581	9900 279
		HC 2080, HC 2081, HCB 2080, HCB 2081	9900 327
		HC 2082, HCB 2082	9900 339

Accessories

04 Installation Kits

4.1	Custom panel overlay kit	RU 510, WU 3400, WU 4500	9590 131
4.2	Door reversal kit	HC 1550, HC 1551, HC 1540, HC 1541, HCB 1580, HCB 1581	9900 167
		HC 2080, HC 2081, HCB 2080, HCB 2081	9900 165
4.3	Door stopper 90°	HC 1030, HC 1050B, HCB 1060, HRB 1120, HF 861	9096 214
		HC 1550, HC 1551, HC 1540, HC 1541, HCB 1580, HCB 1581, HC 2080, HC 2081, HCB 2080, HCB 2081	9096 699
		CS 1321, CBS 1360, CS 1400R, CS 1400R-IM, CS 1401R-IM, CS 1640B, CBS 1660, CBS 1661	9096 683
4.4	Side-by-Side kit	CS 1210, CS 1360B, CS 1321, CBS 1360, CS 1400R, CS 1400R-IM, CS 1401R-IM, CS 1410, CS 1640B, CBS 1660, CBS 1661	9901 555
		CS 2080, CS 2081	9900 221
		HC 1550, HC 1551, HC 1540, HC 1541, HCB 1580, HCB 1581	9900 219
		HC 2080, HC 2081, HCB 2080, HCB 2081	9900 183
		RU 510, WU 3400, WUgb 3400, WU 4500	9902 272
4.5	Top filler angle bracket	RU 510, WU 3400, WUgb 3400, WU 4500	9902 240
4.6	Top filler – black glass	WUgb 3400	9901 599
4.7	Top filler – stainless steel	RU 510, WU 3400, WU 4500	9901 601
4.8	Top grill for 67" to 72", Side-by-Side	CS 1400R, CS 1400R-IM, CS 1401R-IM	9901 521
4.9	Top grill for 67" to 72", single unit	CS 1400R, CS 1400R-IM, CS 1401R-IM	9901 523
4.10	Top ventilation grill 84" cabinets, single unit	CS 2080, CS 2081	9900 277
		CS 2082, CBS 2082	9900 199
4.11	Top ventilation grill 84" cabinets, 48" Side-by-Side	CS 1321, CBS 1360	9900 368
4.12	Ventilation grill (pantries)	HW 8000, HWgb 8300, HW 4800, HWgb 5100,	7427 640

05 Panels & Frames

5.1	Brushed aluminum profile frame 3/4"	HW 8000	9900 436
		HW 4800	9901 079
5.2	Brushed aluminum profile frame 7/8"	HW 8000	9901 083
		HW 4800	9901 082
5.3	Stainless steel panel with handle	HRB 1120, HF 861	9902 007
5.4	Stainless steel panel, profile frame and handle	HW 8000	9901 573
		HW 4800	9901 575
5.5	Stainless steel panels freezers	HC 1550, HC 1551, HC 1540, HC 1541, HCB 1580, HCB 1581	9900 283
		HC 2080, HC 2081, HCB 2080, HCB 2081, HC 2082, HCB 2082	9900 323
5.6	Stainless steel panels refrigerator 80"	HC 1550, HC 1551, HC 1540, HC 1541, HCB 1580, HCB 1581	9900 287
		HC 2080, HC 2081, HCB 2080, HCB 2081	9900 333
		HC 2082, HCB 2082	9900 337
5.7	Stainless steel panels refrigerator 84"	HC 1550, HC 1551, HC 1540, HC 1541, HCB 1580, HCB 1581	9900 285
		HC 2080, HC 2081, HCB 2080, HCB 2081	9900 331
		HC 2082, HCB 2082	9900 335
5.8	Stainless steel panel with pre-drilled holes, vertical handle (Handle: 9901 561)	UR 500, UB 501, UF 501	9902 830
5.9	Stainless steel panel with pre-drilled holes, horizontal handle (Handle: 9901 561)	UPR 513	9902 833

06 Wine Labels

6.1	Plastic clip labels (2 pcs)	WU 3400, WUgb 3400, WU 4500, HW 8000, HWgb 8300, HW 4800, HWgb 5100	9094 397
-----	-----------------------------	---------------------------------------------------------------------	----------



Click the link to directly access
our social media channels:
socialmedia.home.liebherr.com

Liebherr USA, Co.
Refrigerators & Freezers Division

Subject to modification. For up-to-date information, visit home.liebherr.com.

home.liebherr.com