



Commercial Food Service
Refrigerators and Freezers

Quality, Design and Innovation

LIEBHERR

Commercial Food Service Refrigerators and Freezers

Exact standards are demanded of cooling appliances in the Restaurant and Food Service Industry. Opting for a Liebherr is making a choice for reliable operation, premium quality, and top design. Liebherr offers all of the qualities important in professional refrigeration: high-quality components, maximum net capacity, efficient refrigerating capacity, reliable temperature consistency, and easy maintenance and cleaning. Above all, Liebherr commercial equipment stand out with industry-leading low power consumption and maximum efficiency, providing you with round-the-clock reliability.



Contents

Performance and Efficiency for Years to Come	8
The Liebherr Group	10
Reasons to Choose Liebherr	12
Refrigerators and Freezers with Top Mount Compressor	14
Refrigerators and Freezers with Bottom Mount Compressor	18
Model Overview	22
Accessories	26



It's not just a fridge – it's a Liebherr!

Liebherr is one of the world's leading manufacturers of premium commercial refrigeration, specializing in performance and efficiency, along with keeping food fresher for longer.

Our superior products offer premium quality, cutting edge design, and innovate features that best fit your business needs.

Ingenuity at its finest

For more than 60 years, Liebherr has specialized in developing and manufacturing first class refrigerators and freezers. An array of compelling innovative ideas are continuously implemented into our efficient products to enhance freshness, improve ease of use, and save energy.

Performance and Efficiency for Years to Come









High quality materials, perfectly detailed finishes, and elite cooling components are combined with the latest production processes, resulting in an outstanding cooling product.

Commercial kitchen designs are made easier with Liebherr products, many of which are engineered to accommodate a variety of flexible design and installation options.

HFC free

Liebherr commercial appliances use R290 and R600a natural refrigerants which are eco-friendly and environmentally responsible, while providing greater energy efficiency.



Introduction of Commercial Food Service and Scientific Appliances in North America	2016		2017	All Food Service appliances are HFC-free using R290 and R600a refrigerants
Pharmacy	2012		2014	Supermarket
Laboratory	2008		2011	Introduction of Hot Gas Defrost
Winner of ProCool Award	2006		2007	Medium Commercial Freezing
Bakery	2002		2004	Explosion protection
Display	1997		2000	Medium Commercial Cooling
Wine	1984		1987	Ice Cream
Beverage	1980		1981	Commercial Cooling

Global Success: The Liebherr Group

Liebherr is a third-generation, family-owned company founded by Hans Liebherr in 1949 with the creation of the first ever tower crane.

With 70 years of success, Liebherr has become synonymous with the equipment needed to build homes and businesses, as well as the appliances within them. One of the world's largest manufacturers of construction machinery, Liebherr has expanded to eleven divisions with a wide array of product ranges, including earthmoving, mining, mobile cranes, tower cranes, concrete technology, maritime cranes, aerospace and transportation systems, gear technology and automation systems, components, hotels and domestic appliances.

The company currently employs over 46,000 persons in more than 130 companies in over 50 countries worldwide. Liebherr Appliances is Europe's largest privately owned manufacturer of fridges and freezers for residential and commercial use, with an annual production of more than 2.1 million units.

Liebherr's first steps into the Americas was in the early 1970's, later expanding Liebherr Appliances into North America in 2004. Liebherr Appliances in North America is located in Miami, Florida in the United States, and Burlington, Ontario in Canada.



Earthmoving



Mining



Mobile Cranes




Tower Cranes



Concrete Technology



Maritime Cranes



Aerospace and Transportation Systems



Gear Technology and Automation Systems



Domestic Appliances




Components



Hotels



Reasons to Choose Liebherr



Professional Grade

Liebherr refrigerators and freezers for the Restaurant and Food Service Industry provide advanced refrigeration performance, even in the most extreme climate conditions. The use of ultra-modern components, efficient and environmentally friendly refrigerants, and precision controls ensure that product quality and freshness is optimally preserved, while operating with the utmost efficiency.

Energy Efficient

Thanks to the precision electronic control and optimized refrigeration system, Liebherr commercial appliances are highly efficient, with very low energy consumption. In addition, highly effective insulation make the appliances environmentally friendly, while lowering operating and energy costs. Liebherr quality guarantees long life and reliable operation of all commercial appliances, along with economic and ecological sustainability.

Robust Construction

Liebherr commercial appliances are specially constructed for intensive professional use, featuring sturdy designs, the highest-quality materials, and perfect workmanship down to the smallest detail. Each Liebherr appliance is subject to elaborate tests prior to leaving the production facility. All electronic and refrigeration components are well balanced to ensure maximum functionality and efficiency, housed within an attractive design.

Sleek Design

Liebherr places great emphasis on elegant and high-quality designs of their appliances. Specially processed materials and perfectly designed structures are the hallmark of the unique Liebherr style. Thanks to their consistent design, Liebherr commercial refrigerators and freezers look great in any setting.

Easy to Clean

Food safety is vital in the Restaurant and Food Service Industry. Liebherr professional appliances are equipped with molded inner liners, with rounded corners and no hidden dirt-traps. Sturdy casters also allow for easy cleaning of the floor space underneath the appliance.

All appliances are designed and certified according NSF and ETL Sanitation standards.

Easy Maintenance

Liebherr professional appliances are designed with the user in mind. The combination of sophisticated concepts and high-quality, durable materials ensures that Liebherr refrigerators and freezers are virtually maintenance-free and easy to operate. In appliances with stainless-steel interiors, the condensing unit is located within the top compartment, allowing for easy service access. In addition, the practical doors are equipped with a self-closing system for convenient, hands-free use.



Intertek

The Liebherr Advantage



Easy to open panels provide **easy access for servicing and cleaning**. The one-piece unit cover and membrane control panel are designed with effective and time-saving cleaning in mind.

An integrated pressure relief valve automatically eliminates the vacuum that is created by the build-up of air exchange, meaning that the refrigerator and freezer doors **will always open easily**.

Energy efficient hot gas reduces the defrost cycle from approx. 30 minutes to approx. 10 minutes, resulting in reduced temperature fluctuations, **preserving food quality**.

To **increase interior net capacity**, the evaporation unit and further cooling-cycle components are located outside the refrigerator and freezer compartments.

Two highly efficient fans **reduce energy consumption** ensuring that optimal cold air is distributed via the Liebherr air duct system.



The gap free stainless steel outer housing is both **attractive while easy to clean**.

The molded stainless steel inner liner has smooth edges for **easy cleaning and sleek appearance**.



Precision electronic control systems combined with high-quality refrigeration components ensure **maximum energy efficiency**. **Visual and audible door alarms** alert the user to any excessive rise in temperature and loss of cold air.



In conjunction with highly efficient compressors, the R290 refrigerant is **environmentally friendly and energy efficient**.

HFC free

Select models are equipped with a volt-free contact for **alarm forwarding** to an external, central alarm system.

The molded, stainless steel inner liners are **easy to clean** with no hidden dirt-traps. **Adjusting shelves or containers is quick and easy**.



Door hinges can be easily reversed on-site to accommodate space and design requirements.

The self-closing door with easily exchangeable magnetic seal closes reliably and tightly to **prevent the unnecessary loss of cold air**. The door remains open at a 90° angle to allow for easy loading or removal of larger products. At an angle of less than 60°, the **doors close automatically** and reliably, **increasing energy efficiency**.

Sturdy casters allow for **easy cleaning underneath the appliance**.



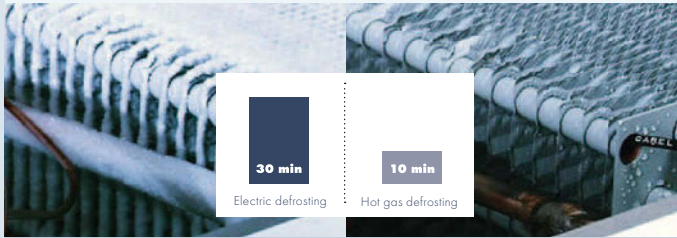
GRT21S1HC

Quality down to the smallest detail

The Profiline range of appliances offer everything that Food Service professionals expect from modern refrigerators and freezers: highly efficient refrigeration components that rapidly cool food, and low energy consumption.

The HACCP-compliant electronic control system allows for accurate temperature settings. Adjustable shelves and the molded liner ensure optimal variability and use of storage space.


Advantages of hot gas defrosting
for minimal temperature changes during defrost cycle



Energy efficient hot gas defrost system
Defrost faster and less often. The appliance defrosts only when required as the electronic control calculates defrost cycles based on compressor run-times. Energy efficient hot gas reduces the defrost time from approx. 30 minutes to approx. 10 minutes, resulting in reduced temperature fluctuations, preserving food quality.




Tough molded inner liner
The inner liner is seamlessly molded and corrosion resistant for easy cleaning. The reinforced grid shelves have a high loading capacity of up to 132 lbs, making overloading nearly impossible. The sturdy inner liner features rounded corners and no dirt traps.




Effective insulation
Profiline appliances have 3.3 inch insulation in the walls and 2.4 inch insulation in the door. This supports temperature consistency and ensures consistently low energy consumption. The door and gasket form a very tight-closing design, which prevents the loss of cold air from the interior, while eliminating condensation on the gasket and door frame.

Easily accessible refrigeration components
Refrigeration components are integrated in the upper area of the unit, which allows for easy access and increased net capacity of the interior. The unit cover opens upwards for convenient cleaning or service. The cover can be unhinged completely from an opening angle of 45°.

Operating within high-ambient conditions
Liebherr Food Service appliances are designed for high ambient temperatures of up to 104°F, always operating efficiently in even the most extreme of conditions.



Electronic control system with integrated temperature logging
The easy-to-use electronic control system is equipped with default temperature range and humidity control programs, and controls the energy-saving defrost function as required. The integrated min/max logger records and stores the interior temperature at regular intervals for HACCP-compliance. In cases of temperature deviations, the electronic control system triggers a visual and audible door alarm, protecting your food products. The sturdy membrane keyboard is dirt resistant and easy to clean.



Air duct system for excellent temperature distribution
The innovative air duct system is designed to maintain the freshest food storage. Two fans draw air over the cooling evaporator, which is then directed downwards behind an air deflector. This ensures constant air circulation, and uniform temperature distribution.



Self-closing door
The self-closing door with easily exchangeable magnetic seal closes reliably and tightly to prevent unnecessary loss of cold air. The door remains open at a 90° angle to allow for easy loading or removal of larger products. At an angle of less than 60°, the doors close automatically and reliably, increasing energy efficiency. Door seals can be easily replaced without the use of tools, and door hinges can be easily reversed on site.

HFC free

Environmentally friendly refrigerants
Profiline appliances use environmentally friendly R290 refrigerants. In conjunction with highly efficient refrigeration components, Liebherr professional appliances achieve the highest possible degree of environmental responsibility and energy savings.

Pressure relief valve
An integrated pressure relief valve automatically eliminates the vacuum that is created by the build-up of air exchange, meaning that refrigerator and freezer doors will always open easily.

The Liebherr Advantage



Precision electronic control systems combined with high-quality refrigeration components ensure **maximum energy efficiency**. **Visual and audible door alarms** alert the user to any excessive rise in temperature and loss of cold air.



A highly efficient fan-assisted cooling system allows for **stable and evenly distributed interior temperatures**. The door operated fan cut-out switch reduces the loss of cold air when the door is opened. Thanks to the rear-wall condenser, the system is **virtually maintenance-free**.



The clear-coated wire shelves with a loading capacity of up to 132 lbs allow for a variety of storage options, ensuring **safe and sturdy product storage**.



Sturdy casters allow for **easy cleaning underneath the appliance**.



Door hinges can be easily reversed on-site to accommodate space and design requirements.



The sturdy, ergonomic slimline door handle is **designed for intensive use, and is easy to clean**.



The molded inner liner, made of food-safe commercial-grade polystyrol, is **odorless, tough, durable, and easy to clean** thanks to its rounded corners.



The self-closing door with easily exchangeable magnetic seal closes reliably and tightly to **prevent the unnecessary loss of cold air**. The door remains open at a 90° angle to allow for easy loading or removal of larger products. At an angle of less than 60°, the **doors close automatically** and reliably, **increasing energy efficiency**.

HFC free


In conjunction with highly efficient compressors, the R290 refrigerant is **environmentally friendly and energy efficient**.

Quality down to the smallest detail

Liebherr commercial appliances offer perfect refrigeration solutions for the Restaurant and Food Service Industry. These appliances combine large net capacity with other well-known Liebherr qualities: sturdiness, durability, reliability, and optimal

refrigerating capacity. Additionally, temperatures can be set accurately from 34°F to 59°F. These models are compact in design while having maximum net capacity, all within a small footprint, making these appliances ideal for limited spaces.

Advantages of hot gas defrosting for minimal temperature changes during defrost cycle



Energy efficient hot gas defrost system

Energy efficient hot gas for GFB-models reduces the defrost time from approx. 30 minutes to approx. 10 minutes, resulting in reduced temperature fluctuations, preserving food quality.

Increased interior net capacity

Thanks to their special structural design, these refrigerators and freezers include increased interior net capacity, with multiple storage options, all within a small footprint.



Forced air cooling system

A fan-assisted cooling system ensures that products are chilled quickly, while evenly distributing the temperature throughout the interior.

Easy maintenance

Select Food Service appliances are equipped with an efficient and readily accessible rear panel condenser for easy servicing and cleaning.



Easy-to-use precision controls

The precision electronic control with digital temperature display enables temperatures to be set to the exact degree. The unique, one-piece membrane keyboard is extremely easy to clean for optimal hygiene. In cases of temperature deviations, the electronic control triggers a visual and audible door alarm, protecting stored food products. In Food Service refrigerators, storage humidity can be changed depending on different storage requirements.



Reversible door hinges

Reversible door hinges allow the appliances to accommodate space and designs requirements. All necessary parts are included in delivery, meaning that the door can be quickly reversed on site.



Sturdy and easy to clean

The inner liner is seamlessly molded for easy cleaning, using polystyrene, a food-safe, extremely sturdy, and durable material. The reinforced grid shelves have a high loading capacity of up to 132 lbs. Select models can hold two containers which can be placed next to, instead of behind, one another, for easy access to stored products.

Food Service Freezers with Top Mount Compressor and Stainless Steel Inner Liner



Food Service Refrigerators with Top Mount Compressor and Stainless Steel Inner Liner



	GFT50S2HC ProfiLine	GFT21S1HC ProfiLine	GFT21S2HC ProfiLine
Total gross/net capacity cu.ft. (l)	48.1/46.7 (1361/1322)	21.1/20.5 (597/580)	21.0/20.4 (596/578)
Exterior dimensions in inches (w/d/h)	56 5/16"/32 11/16"/85 1/8"	27 9/16"/32 11/16"/85 1/8"	27 9/16"/32 11/16"/85 1/16"
in mm (w/d/h)	1430/830/2162	700/830/2162	700/830/2160
Interior dimensions in inches (w/d/h)	48 7/8"/25 5/8"/61 1/16"	20 1/8"/25 5/8"/61 1/16"	20 1/8"/25 5/8"/59 1/16"
in mm (w/d/h)	1240/650/1550	510/650/1550	510/650/1500
Energy consumption in 365 days*	3220 kWh	1533 kWh	2070 kWh
Ambient temperature in °F (°C)	61°F to 109°F (16°C to 43°C)	61°F to 109°F (16°C to 43°C)	61°F to 109°F (16°C to 43°C)
Refrigerant	R290	R290	R290
Sound rating**	65 dB(A)	65 dB(A)	62 dB(A)
Connection rating	10.0 A/700 W	10.0 A/700 W	10.0 A/700 W
Frequency/voltage	60 Hz/115V~	60 Hz/115V~	60 Hz/115V~
Cooling system/Defrost	forced-air/automatic	forced-air/automatic	forced-air/automatic
Temperature range in °F (°C)	14°F to -13°F (-10°C to -25°C)	14°F to -13°F (-10°C to -25°C)	14°F to -13°F (-10°C to -25°C)
External cabinet finish	stainless steel	stainless steel	stainless steel
Door/lid material	stainless steel	stainless steel	stainless steel
Internal liner material	stainless steel	stainless steel	stainless steel
Type of control	electronic control	electronic control	electronic control
Temperature display	external digital	external digital	external digital
Alarm / Alarm forwarding	visual and audible / yes	visual and audible / yes	visual and audible / yes
Interior light	LED ceiling light	LED ceiling light	LED ceiling light
Adjustable shelves	8	4	4
Shelf material	304-grade stainless steel wire shelves	304-grade stainless steel wire shelves	clear-coated wire shelves
Shelf load weight in lbs (kg)	132.3 (60)	132.3 (60)	132.3 (60)
Usable shelf area in inches (mm)	48 7/8"/25 1/4" (1240/640)	20 1/8"/25 5/8" (510/650)	20 1/8"/25 1/4" (510/640)
Casters	casters with brake at the front, fixed casters at the rear	casters with brake at the front, fixed casters at the rear	casters with brake at the front, fixed casters at the rear
Handle	full-length integrated handle	full-length integrated handle	full-length integrated handle
Lock	recessed	recessed	recessed
Self-closing door	yes	yes	yes
Door hinges	left fixed/right fixed	right, reversible on site	right, reversible on site
Insulation in inches (mm)	3 5/16" – 2 3/8" (83–60)	3 5/16" – 2 3/8" (83–60)	3 5/16" – 2 3/8" (83–60)
Gross/net weight in lbs (kg)	557.8/458.6 (253/208)	346.1/288.8 (157/131)	339.5/282.2 (154/128)
Accessories			
U-shaped tray slide, right / left	9001761 / 9001757		
Wire shelf	7112904	7112904	7112552
Middle shelf	7112389		
Foot pedal opener	9590639	9590659	9590659
Side-by-Side kit	9901969	9901969	
Adjustable feet	9593438	9593397	9593397

* Refrigerators measured unloaded at 80°F (26.6°C) ambient temperature with set point of 38°F (3.3°C). Freezers measured unloaded at 80°F (26.6°C) ambient temperature with set point of 0°F (-17.7°C).

	GRT50S2HC ProfiLine	GRT21S1HC ProfiLine	GRT21G1HC ProfiLine	GRT21S2HC ProfiLine
Total gross/net capacity cu.ft. (l)	48.1/46.7 (1361/1322)	21.1/20.5 (597/580)	21.7/21.0 (614/596)	21.0/20.4 (596/578)
Exterior dimensions in inches (w/d/h)	56 5/16"/32 11/16"/85 1/8"	27 9/16"/32 11/16"/85 1/8"	27 9/16"/32 11/16"/85 1/8"	27 9/16"/32 11/16"/85 1/16"
in mm (w/d/h)	1430/830/2162	700/830/2162	700/830/2162	700/830/2160
Interior dimensions in inches (w/d/h)	48 7/8"/25 5/8"/61 1/16"	20 1/8"/25 5/8"/61 1/16"	20 1/8"/25 5/8"/59 1/16"	20 1/8"/25 5/8"/59 1/16"
in mm (w/d/h)	1240/650/1550	510/650/1550	510/650/1500	510/650/1500
Energy consumption in 365 days*	876 kWh	464 kWh	694 kWh	464 kWh
Ambient temperature in °F (°C)	61°F to 109°F (16°C to 43°C)	61°F to 109°F (16°C to 43°C)	61°F to 109°F (16°C to 43°C)	61°F to 109°F (16°C to 43°C)
Refrigerant	R290	R290	R290	R290
Sound rating**	62 dB(A)	62 dB(A)	62 dB(A)	60 dB(A)
Connection rating	5.0 A/500 W	4.0 A/400 W	4.0 A/400 W	4.0 A/400 W
Frequency/voltage	60 Hz/115V~	60 Hz/115V~	60 Hz/115V~	60 Hz/115V~
Cooling system/Defrost	forced-air/automatic	forced-air/automatic	forced-air/automatic	forced-air/automatic
Temperature range in °F (°C)	28°F to 61°F (-2°C to 16°C)	28°F to 61°F (-2°C to 16°C)	28°F to 61°F (-2°C to 16°C)	28°F to 61°F (-2°C to 16°C)
External cabinet finish	stainless steel	stainless steel	stainless steel	stainless steel
Door/lid material	stainless steel	stainless steel	glass door with stainless steel front	stainless steel
Internal liner material	stainless steel	stainless steel	stainless steel	stainless steel
Type of control	electronic control	electronic control	electronic control	electronic control
Temperature display	external digital	external digital	external digital	external digital
Alarm / Alarm forwarding	visual and audible / yes	visual and audible / yes	visual and audible / yes	visual and audible / yes
Interior light	LED ceiling light	LED ceiling light	LED ceiling light	LED ceiling light
Adjustable shelves	8	4	4	4
Shelf material	304-grade stainless steel wire shelves	304-grade stainless steel wire shelves	304-grade stainless steel wire shelves	clear-coated wire shelves
Shelf load weight in lbs (kg)	132.3 (60)	132.3 (60)	132.3 (60)	132.3 (60)
Usable shelf area in inches (mm)	48 7/8"/21 5/16" (1240/540)	20 1/8"/21 5/16" (510/540)	20 1/8"/25 1/4" (510/640)	20 1/8"/25 1/4" (510/640)
Casters	casters with brake at the front, fixed casters at the rear	casters with brake at the front, fixed casters at the rear	casters with brake at the front, fixed casters at the rear	casters with brake at the front, fixed casters at the rear
Handle	full-length integrated handle	full-length integrated handle	full-length integrated handle	full-length integrated handle
Lock	recessed	recessed	recessed	recessed
Self-closing door	yes	yes	yes	yes
Door hinges	left fixed/right fixed	right, reversible on site	right, reversible on site	right, reversible on site
Insulation in inches (mm)	3 5/16" – 2 3/8" (83–60)	3 5/16" – 2 3/8" (83–60)	3 5/16" – 2 3/8" (83–60)	3 5/16" – 2 3/8" (83–60)
Gross/net weight in lbs (kg)	542.3/440.9 (246/200)	319.7/266.8 (145/121)	341.7/286.6 (155/130)	319.7/264.6 (145/120)
Accessories				
U-shaped tray slide, right / left	9001761 / 9001757			
Wire shelf	7112904	7112904	7112904	7112552
Middle shelf	7112389			
Foot pedal opener	9590639	9590659	9590659	9590659
Side-by-Side kit	9901969	9901969	9901969	
Adjustable feet	9593438	9593397	9593397	9593397

** Noise level – sound power re 1pW – according to IEC 60704-2-14.



	GRB23S1HC Profiline LED	GFB19S1HC Profiline No Frost
Total gross/net capacity cu.ft. (l)	23.4/22.1 (664/627)	19.6/16.8 (556/475)
Exterior dimensions in inches (w/d/h) in mm (w/d/h)	29 7/16"/31 3/16"/80 1/2" 747/791/2044	29 7/16"/31 3/16"/80 1/2" 747/791/2044
Interior dimensions in inches (w/d/h) in mm (w/d/h)	25 5/8"/22 7/8"/67 3/8" 650/581/1710	24 1/16"/19 11/16"/54 15/16" 610/500/1395
Energy consumption in 365 days*	511 kWh	1497 kWh
Ambient temperature in °F (°C)	50°F to 104°F (10°C to 40°C)	61°F to 104°F (16°C to 40°C)
Refrigerant	R290	R290
Sound rating**	55 dB(A)	62 dB(A)
Connection rating	3.0 A/400 W	5.0 A/700 W
Frequency/voltage	60 Hz/115V~	60 Hz/115V~
Cooling system	forced-air	forced-air
Defrost	automatic	automatic
Temperature range in °F (°C)	34°F to 59°F (1°C to 15°C)	7°F to -18°F (-14°C to -28°C)
External cabinet finish	stainless steel	stainless steel
Door/lid material	stainless steel	stainless steel
Internal liner material	commercial grade molded polystyrol	commercial grade molded polystyrol
Type of control	electronic control	electronic control
Temperature display	external digital	external digital
Alarm	visual and audible	visual and audible
Interior light	LED	n/a
Adjustable shelves	6	5
Shelf material	clear-coated wire shelves	clear-coated wire shelves
Shelf load weight in lbs (kg)	132.3 (60)	132.3 (60)
Usable shelf area in inches (mm)	25 5/8"/20 7/8" (650/530)	24 1/16"/19 11/16" (610/500)
Casters	casters with brake at the front, fixed casters at the rear	casters with brake at the front, fixed casters at the rear
Handle	stainless steel slimline door handle	stainless steel slimline door handle
Lock	recessed	recessed
Self-closing door	yes	yes
Door hinges	right, reversible on site	right, reversible on site
Insulation in inches (mm)	2" (50)	2 13/16" (70)
Gross/net weight in lbs (kg)	244.7/224.9 (111/102)	273.4/249.1 (124/113)
Accessories		
Wire shelf	7112439	7112059
Adjustabel feet	9592785	9592785

	GRB05S1HC Premium LED	GRB05G1HC Premium LED
Total gross/net capacity cu.ft. (l)	5.0/4.7 (142/133)	5.4/5.0 (152/143)
Exterior dimensions in inches (w/d/h) in mm (w/d/h)	23 9/16"/24 3/16"/32 5/16" 597/614/820	23 9/16"/24 3/16"/32 5/16" 597/614/820
Interior dimensions in inches (w/d/h) in mm (w/d/h)	17 3/8"/17 7/16"/25 11/16" 441/442/651	17 3/8"/18 5/8"/25 11/16" 441/472/651
Energy consumption in 365 days*	227 kWh	438 kWh
Ambient temperature in °F (°C)	50°F to 104°F (10°C to 40°C)	50°F to 95°F (10°C to 35°C)
Refrigerant	R600a	R600a
Sound rating**	52 dB(A)	52 dB(A)
Connection rating	1.5 A/50 W	1.5 A/65 W
Frequency/voltage	60 Hz/115V~	60 Hz/115V~
Cooling system	forced-air	forced-air
Defrost	automatic	automatic
Temperature range in °F (°C)	34°F to 59°F (1°C to 15°C)	34°F to 59°F (1°C to 15°C)
External cabinet finish	stainless steel	stainless steel
Door/lid material	stainless steel	glass door
Internal liner material	molded polystyrol (silver)	molded polystyrol (silver)
Type of control	electronic control	electronic control
Temperature display	external digital	external digital
Alarm	visual and audible	visual and audible
Interior light	LED ceiling light	LED ceiling light
Adjustable shelves	3	3
Shelf material	wire shelves plastic-coated	wire shelves plastic-coated
Shelf load weight in lbs (kg)	99.2 (45)	99.2 (45)
Usable shelf area in inches (mm)	17 3/8"/16 1/8" (441/409)	17 3/8"/16 1/8" (441/409)
Handle	ergonomic slimline handle	stainless steel slimline door handle
Lock	recessed	recessed
Self-closing door	yes	yes
Door hinges	right, reversible on site	right, reversible on site
Insulation in inches (mm)	2 3/16" (55)	2 3/16" (55)
Gross/net weight in lbs (kg)	81.6/75 (37/34)	94.8/88.2 (43/40)
Accessories		
Wire shelf	7112313	7112313

* Refrigerators measured unloaded at 80°F (26.6°C) ambient temperature with set point of 38°F (3.3°C). Freezers measured unloaded at 80°F (26.6°C) ambient temperature with set point of 0°F (-17.7°C).

** Noise level – sound power re 1pW – according to IEC 60704-2-14.

Accessories

U-shaped tray slide

Additional U-shaped trayslides as available as accessories if required.



Clear-coated wire shelves

Additional clear-coated wire shelves are available, with a loading capacity of up to 132 lbs.



Foot pedal opener

Conveniently open the appliance door with foot pedal accessory for hands-free operation.



Side-by-Side kit

The Side-by-Side kit is easy to fit and enables the convenient use of two or more appliances next to one another and also allows their arrangement in a visually appealing manner. Furthermore, the Side-by-Side kit prevents condensation and ice formation between two appliances which, without the Side-by-Side kit, would otherwise be positioned next to one another.



Adjustable feet

The adjustable feet (height 150-180 mm) allow plenty of clearance for easy and convenient cleaning underneath the appliance.





Liebherr USA, Co
Refrigerators & Freezers Division
15101 NW 112th Avenue
Hialeah Gardens, FL 33018
+1 (866) LIEBHERR (543-2437)
Refrigeration.USA@liebherr.com

Subject to modification. For up-to-date information, visit home.liebherr.com. Printed in Canada 2019.

home.liebherr.com