



Professional
use 2022

LIEBHERR

Fridges and freezers

Content


Quality, Design and Innovation	05
The Liebherr Group	06
Save energy and act sustainably	08
Efficiency at a glance – the new energy labels	10
Everything you need to know about the previous energy label	11
Worldwide comprehensive service – long-term availability of spare parts	12
Verified quality for the highest professional standards	13
Good reasons to choose Liebherr	14
Fridges and freezers for catering, hotels and restaurants	16
Fridges and freezers GN 2/1 with fan-assisted cooling and stainless steel inner liner	18
Fridges and freezers GN 2/1 with fan-assisted cooling and polystyrol inner liner	28
Under-worktop fridges and freezers	42
Accessories	46
Fridges and freezers for bakeries and patisseries	50
Fridges and freezers for bakery trays with fan-assisted cooling and stainless steel inner liner	52
Fridges and freezers for bakery trays with polystyrol inner liner	58
Accessories	62
Fridges for the beverage industry	64
Display fridges with fan-assisted cooling	70
Fridges with dynamic cooling	76
Event fridges with dynamic cooling	88
Counter-top fridges with fan-assisted cooling	92
Under-worktop fridges	94
Chest coolers with static cooling	102
Accessories	106
Freezers for the frozen food and ice cream industry	110
Chest freezers	114
Freezers for sales promotion with fan-assisted cooling	132
Accessories	136
The perfect climate for fine wines	138
Vinidor range	144
Wine storage cabinets GrandCru	146
Wine storage cabinets Vinothek	148
Design and Lifestyle	151
Accessories	152



Fridges and freezers for catering, hotels and restaurants _____ 16



Fridges and freezers for bakeries and patisseries _____ 50



Fridges for the beverage industry _____ 64



Freezers for the frozen food and ice cream industry _____ 110



The perfect climate for fine wines _____ 138



Quality, Design and Innovation

As a specialist for fridges and freezers, Liebherr offers an extensive range of robust special appliances for commercial use. The unique quality, timeless design and innovation that characterise our products are expressions of our many years of experience in the manufacture of modern fridges. Every day, Liebherr appliances allow our customers to experience and benefit from the expertise we have developed over decades in the commercial field.

Quality

For more than 60 years, the name Liebherr has stood for high-quality and innovative fridges and freezers. Our focus, from the product conception to development and production through to marketing, is on offering innovative top-quality products. In the process, we consistently implement new product ideas for the perfect and safe storage of foods and of sensitive samples, medication or research materials in laboratory use. We are familiar with the specific requirements and know what is needed to ensure that you can rely on your professional fridge one hundred percent, 24 hours a day, and 365 days a year. We conduct checks as early as the development stage to ensure that all refrigeration, mechanical and electronic components function dependably and over the long term, and we also make sure that optimal operability and operational reliability of appliances is guaranteed. For example, in the quality test, door hinges must complete at least 100,000 opening cycles – equivalent to usage of over 15 years. A visual inspection of processing quality also occurs. This helps us to ensure the optimal compatibility of all components with one another: for maximum functionality and efficiency.

Design

Liebherr appliances for professional use are characterised by a specific combination of aesthetics and functionality. With their elegant and timeless design, the fridges and freezers meet the highest aesthetic standards. The high-quality look of our commercial appliances shows itself in many details: from stainless steel processing to a selection of high-quality materials and to the interior features. Thanks to their consistent design, our professional appliances can be easily combined and also really catch the eye.

Innovation

The constant development of our high-quality products is particularly important to us. That is why all Liebherr production sites have development centres with modern equipment and highly qualified employees. We invest in research and development because only then can we truly offer our customers top quality in the long term, while simultaneously meeting our own high standards. Our aim is to be “best in class” in every aspect. Innovations, whether in refrigeration technology, convenience or safety, have always been an important and supporting pillar in our history and will remain so in future as well. With great dedication and passion we work hard to incorporate innovations into our appliances in order to set new standards in the field of professional fridges and freezers. Last but not least, our appliances for commercial use are highly efficient thanks to state-of-the-art electronics combined with optimised cooling circuits, so they make a considerable contribution towards economic and ecological sustainability.

The Liebherr Group



Material Handling



Mining



Mobile Construction Cranes



Tower Cranes



Concrete Technology



Maritime Cranes



Aerospace & Transportation Systems



Machine Tools and Automation Systems



Components



Hotels



Fridges and freezers

The Liebherr Group was established in 1949 by Dr. Hans Liebherr. In a company history spanning more than 70 years, the Liebherr technology company has demonstrated stability and reliability. Liebherr is one of the biggest manufacturers of construction equipment and is also active and successful in many other industries. The Group has a decentralised organisation with around 48,000 employees worldwide and is divided into independently operating business units. Now, the Group encompasses thirteen product segments: earthmoving, material handling, deep foundation engineering, mining, mobile and crawler cranes, tower cranes, concrete technology, maritime cranes, aerospace and transportation systems, gear technology and automation systems, refrigeration and freezing, components and hotels – and has over 140 companies across all continents. The holding company of the Group is Liebherr-International AG in Bulle (Switzerland), all of whose shareholders are members of the Liebherr family.

The Domestic Appliances division was established at the Ochsenhausen site in 1954 and has for many years played an important role in the development of the Group. For more than 60 years Liebherr-Hausgeräte has been a premium manufacturer of innovative fridges and freezers for private households and for commercial use; with annual production exceeding 2.2 million appliances, we are one of the leading European suppliers of fridges. The five production sites in Ochsenhausen (Germany), Lienz (Austria), Radinovo (Bulgaria), Kluang (Malaysia) and Aurangabad (India) form a manufacturing network for fridges and freezers that meets the most modern of standards. Liebherr-Hausgeräte is active around the world: with an extensive network network of sales companies and offices in Bulgaria, Germany, the United Kingdom, Austria, Canada, Malaysia, Russia, Switzerland, Singapore, South Africa and the USA, the specialist in refrigeration and freezing ensures that customers receive competent advice and that professional service and maintenance work is provided on site.



Save energy and act sustainably

As a family business operating globally, Liebherr bears great responsibility towards society, the environment, customers, employees and suppliers. The environmental effects of products and production sites are reduced and kept to a minimum, going beyond the stipulations of regulations and legislation. This is why a responsible and sustainable approach to energy is especially important to Liebherr in all development processes.

Energy efficiency has always been a central issue for Liebherr, and it has a decisive effect on the design of fridges and freezers for professional use. The use of high-quality components allows the appliances to provide excellent cooling. Tailored for professional use, these components also help lower electricity costs. With our products, the concept of protecting the environment is taken into account throughout the life cycle. Liebherr was the first company to convert its entire range of professional fridges and freezers to CFC-free and HFC-free refrigerants. Since then we have been using the natural and environmentally friendly refrigerants R 290 and R 600a. In combination with powerful compressors and modern cooling components, they ensure that our appliances for professional use are particularly energy-efficient and economical. The plastics used are marked for optimal recycling in accordance with our specifications as per ISO 1043 and the manufacturing processes are designed in such a way that resources can be used efficiently. We would like

to have become climate neutral at our European production sites by 2030. Within two years we have already been able to reduce our CO₂ emissions by 62 percent. At an early stage, suppliers and service providers are integrated into the current quality and sustainability standards. Our integrated management system serves to meet these requirements and helps to achieve the desired objectives – its effectiveness is regularly checked by audits. All European Liebherr production sites are certified according to the international standards for quality (ISO 9001), environmental management (ISO 14001) and energy management (ISO 50001). Liebherr accepts responsibility for the environment and for society. In this context, sustainable management is of central importance to us in meeting the global challenges of our time. We have proven that we live up to this claim by once again being awarded the silver medal by EcoVadis for our site in Lienz.



Efficiency at a glance – the new energy labels

It is now once again possible to distinguish more easily between efficient and inefficient appliances. By 1st March 2021, all fridges and freezers with a direct sales function must be marked with an energy label. This is good for us, since traditionally an above-average number of Liebherr appliances are located at the top of the energy efficiency scale. And it's good for you too, because it's easier to find the most efficient appliances.

The fridges and freezers for professional use will once again be classified on an efficiency scale from A to G. As the mandatory information on the label varies, there are different versions of the new label for upright bottle coolers, ice-cream freezers, refrigerated cabinets for supermarket freezers and

EFL chests and Wine. More transparency for efficiency: The European Product Database For Energy Labelling (EPREL) has existed since 2019. In the future, the database will list all devices subject to mandatory labelling and will include their efficiency class.

Upright bottle coolers

EU Regulation 2019/2018

- 1 The QR code for identifying the product in the EPREL (European Product Database for Energy Labelling) EU database.
- 2 The model identifier for identifying the product manually in the EPREL EU database, e.g. via the article number.
- 3 The new A to G efficiency scale.
- 4 Volume expressed in liters.
- 5 The noise level is now also classified into classes A to D.
- 6 The average compartment temperature in degrees Celsius.

EFI/EFE ice cream chest freezers

EU Regulation 2019/2018

- 4 Volume expressed in liters.
- 5 The noise level is now also classified into classes A to D.
- 6 The average compartment temperature in degrees Celsius.

EFL chests and Wine

EU Regulation 2019/2016

- 7 The highest ambient temperature in degrees Celsius at which the appliance will run flawlessly.
- 8 Total display area in square metres (freezing).
- 9 The results of the underlying temperature class resulting in minimum (bottom) and maximum (top) compartment temperature.

FDv/F(v) refrigerated cabinets for supermarkets

EU Regulation 2019/2018

- 7 The highest ambient temperature in degrees Celsius at which the appliance will run flawlessly.
- 8 Total display area in square metres (freezing).
- 9 The results of the underlying temperature class resulting in minimum (bottom) and maximum (top) compartment temperature.

What do you want to know about the previous label?

In order to promote the sale of energy-efficient appliances, from 1st July 2019 certain devices must be labelled with an energy label. The label displays the energy classification in classes A+++ to G, the energy consumption in kWh/year, the net volume in litres and the climate class for which the appliance was designed.



More information about the energy label:
home.liebherr.com/business/energylabel

Measurements

Approved climate classes

Climate class 3 (light-duty cabinet):

Ambient temperatures from +10 °C /+16 °C to +25 °C, 60% relative humidity

Climate class 4:

Ambient temperatures from +10 °C/+16 °C to +30 °C, 55% relative humidity

Climate class 5 (heavy-duty cabinet):

Ambient temperatures from +10 °C/+16 °C to +40 °C, 40% relative humidity

The climate class indicated on the energy label represents the maximum ambient temperature at the installation site of the unit. At this temperature the storage temperatures required for the storage of groceries are maintained.

Energy consumption/net volume

Energy consumption is measured for all appliances concerned, regardless of the climate class indicated, at climate class 4 (+30 °C/55% rH).

The measurement of energy consumption is subject to standard EN 16825 and Regulation 2015/1094 - IV.
The net volume is determined according to the standard EN 16825.

Storage cabinets

EU Regulation 2015/1094-IV

- 1 Name or trademark of the supplier
- 2 Model identification of the supplier
- 3 Energy efficiency class "A+++" through "G"
- 4 Energy consumption in 365 days
- 5 Net volume, refrigeration
- 6 Net volume, freezing
- 7 Climate class (3, 4 or 5)

Worldwide comprehensive service – long-term availability of spare parts

Liebherr service is characterised by a strong customer focus. The main aim is to ensure customer satisfaction through fast processing. The worldwide Liebherr customer service network provides competent experts on all matters relating to service – via email, phone or mail.

As a manufacturer of high-quality fridges and freezers for professional use, we want to live up to our standard of being a competent and reliable partner, and when it comes to servicing and customer service as well. That is what Liebherr customers expect from us, and we want to justify it with our performance. All incoming questions, whether asked in writing or in person, are recorded in our customer database and processed quickly by our customer service employees, who are highly qualified master craftsmen and technicians. We always aim to offer our customers the best possible solution.



Liebherr stands for reliability and durability. That is why we use only the highest quality materials and components in production. Every appliance is tested intensively for quality and functionality, even during the production process. We are always working to develop our appliances, optimise all components and process them properly to the last detail, so we can guarantee the proverbial Liebherr quality with the long durability of our appliances. And if you should still need a spare part for our appliances with their essentially maintenance-free design, you can rely on our service at all times. We provide only original Liebherr spare parts – in most cases for up to ten years after the appliance was purchased even.

Verified quality for the highest professional standards

A great deal of know-how, development work and love of detail is invested in every single Liebherr appliance. Before an appliance goes into series production, engineers have completed months of research and development to ensure that a high quality product is created which meets all the requirements of professional use.

As a premium manufacturer we have something essential in common with our customers: we set the highest possible standards for our appliances and components. The quality of Liebherr appliances is a solid foundation for the high level of trust that customers have in the Liebherr brand. At our production locations, we are working constantly on the further development and optimisation of all appliance components and materials. Our professional appliances and components undergo continuous quality monitoring throughout the entire production process. In order to guarantee these high standards of quality, we subject

all components to extreme loads in extensive and practical testing. In doing so, we ensure that only the highest quality appliances, which fully meet the particular requirements for commercial use, leave our production locations. Our highly-qualified and well-trained employees are also a central factor here. Thanks to their dedication and commitment, Liebherr continues to set high standards and guarantee outstanding quality. No wonder then that customers around the world are impressed by the durability of our fridges and freezers.



Symbol picture

Good reasons to choose Liebherr



Highest performance

Liebherr fridges and freezers for professional use offer perfect cooling even at high ambient temperatures up to +40 °C (climate class 5). The ultramodern components, powerful and eco-friendly refrigerants and precise control systems are optimally coordinated to withstand demanding practical requirements with many door opening cycles. As a result, product quality and freshness are reliably maintained – and the appliances are always economical.

Low operating costs

With their precise electronics and optimised refrigeration system, Liebherr appliances are very powerful – while consuming very little energy. This is helped by highly efficient insulation, which effectively prevents cold loss. This protects the environment and ensures low electricity and running costs. The high quality guarantees that the appliances have a long life and reliable operation. You can count on Liebherr – in every regard!

Robust quality

Liebherr appliances are specifically designed for intensive professional use and are therefore very robust: The highest quality materials and careful processing down to the very last detail guarantees the special quality of our appliances. Quality is monitored in extensive testing and inspection procedures. The optimal compatibility of all electronic and refrigeration components is ensured in order to guarantee maximum functionality and efficiency – of course, all with an attractive design.

Easy cleaning

Perfect hygiene and easy cleaning play an important role in the professional sector. That is why one of the many features of Liebherr appliances is moulded inner liners with large radii that can be cleaned easily and thoroughly. Height-adjustable grid shelves, for example, make it possible to adapt individually to different packages or products. Depending on the model, robust castors or height-adjustable feet ensure that the surfaces under the appliances can also be easily cleaned.

Design

Powerful technology in an ideal form: In terms of design, it is very important to Liebherr that its appliances radiate aesthetics, elegance and quality. Specially refined materials and shapely structures characterise the unique Liebherr style. Thanks to their consistent design, Liebherr appliances can be easily combined and always catch the eye.

Easy servicing

With a concept that has been thought through in every detail, with high-quality and durable materials, and with components that are almost maintenance-free, professional Liebherr appliances are incredibly easy to service. This ensures that our fridges and freezers are particularly easy and convenient to operate in daily use, and therefore perfect for professional use.



Fridges and freezers for catering, hotels and restaurants

Exact standards are demanded of fridges and freezers in the restaurant, hotel and catering business. With a Liebherr appliance, you opt for reliable operation, innovative premium quality – and for top design. Liebherr offers all the advantages that matter in professional applications: high-quality components and maximum net volume, efficient refrigerating capacity, reliable temperature consistency and very easy cleaning. Most of all, Liebherr appliances stand out due to their low power consumption and maximum efficiency. The appliances are designed for integration in a HACCP concept and comply with the requirements for optimum food hygiene. You can rely on Liebherr professional models – 24 hours a day, 365 days a year.

The advantages at a glance

The GKPv 1490 / GKPv 1470 / GGPv 1490 / GGPv 1470 body can be split and reassembled for difficult delivery situations. This needs to be undertaken by a trained engineer. Contact sales for more information.

Gastronomy



Hinged detachable unit cover panel provides easy access during servicing or **cleaning**. The one-piece unit cover combined with the membrane control panel is designed with effective and time-saving cleaning in mind.

Integrated pressure relief valve for easy opening of the door.

Demand-responsive hot gas defrost system reduces defrost time to approx. 10 minutes and lowers the energy input.

To **increase** the **net volume** of the inner liner, functional parts like fans and evaporators are located outside the fridge compartment to save space.

Two highly efficient fans reduce the energy consumption and ensure optimum cold air distribution via the Liebherr air ducting system.



The **stainless steel outer housing** made of one-piece side walls with 83 mm insulation is gap-free and, as a result, is very hygienic and easy to clean.



The **moulded liner base** features generously radiused corners for easy cleaning and a water drain for optimum hygiene.



Foot pedal for easy opening of the door if you don't have a hand free.

Precision electronic control systems and the high-quality refrigeration components ensure **maximum energy efficiency**. Visual and audible door alarms alert the user to any excessive rise in temperature and loss of cold air.



In conjunction with highly efficient compressors, the **environmentally friendly refrigerant R 290** is highly effective and energy-efficient.

Serial bus interface and volt-free contact enable networking with central monitoring and alarm systems.

The **moulded Gastronorm 2/1 inner liner** in stainless steel combines a number of advantages but is above all easy to clean with no hidden dirt-traps. Also repositioning shelves or GN containers is now quick and easy.



The **door hinges** are **reversible** without any additional components and allow the appliance to be adapted to the installation site.

The **self-closing door** with an easily exchangeable magnetic seal closes reliably and tightly and prevents unnecessary loss of cold air. The ergonomic, full-length integrated handle ensures particularly convenient opening of the door. All the surfaces with regular hand contact are fully visible and extremely easy to wipe clean.

Height-adjustable feet as standard allow easy cleaning also underneath the appliance.



GKPv 6590

Top performance for foodservice professionals

The two top ProfiPremiumLine and ProfiLine ranges offer everything demanding commercial users expect from modern fridges and freezers: highly efficient refrigeration components ensure rapid cooling of food with low energy consumption. The

HACCP-compliant electronic control system allows accurate temperature setting. Adjustable shelves and the hygienic moulded liner ensure optimum variability and use of storage space.

Advantage of hot gas defrosting

For minimal temperature change during defrost

30 min
Electric defrosting

10 min
Hot gas defrosting

Energy-efficient hot-gas defrost system.
Defrost less often and faster: the appliances defrost only when required since the controller calculates the defrost cycles based on the compressor run-time. Energy-efficient hot gas reduces the defrost time from approx. 30 to only approx. 10 minutes – with a low rise in temperature in the appliance. Positive for food quality: food items are not exposed to unnecessary temperature fluctuations. In addition the hot gas system is more reliable.



Tough moulded inner liner.
The moulded stainless steel inner liner has integrated ribs as shelf support surfaces. In addition it is corrosion-resistant, hygienic and particularly easy to clean. The shelves have a loading capacity of up to 60 kg – so overloading is almost impossible. Gastronorm containers 2/1 slide directly on the storage ribs. The moulded liner base features generously radiused corners as well as a very practical cleaning drain.



Heavy-duty professional half-door.
Quick access, minimal cold loss, maintaining of product quality. Half-door appliances are ideal particularly in quick service gastronomy with frequent door opening. Products used more frequently are stored in the upper area for quick access while below there is plenty of space for goods needed less frequently. Thanks to the half-doors with their self-closing mechanism, only a small amount of cold air escapes on opening and this helps to maintain temperature stability and therefore the quality of the goods stored over the long term.

Climate Class 5

Operating conditions – high climate rating.
Sometimes in the kitchen not only temperaments but also temperatures get very hot. That is why the professional Liebherr appliances are designed for climate rating 5 with high ambient temperatures up to +40°C. They always operate properly and efficiently even in extreme conditions.



ProfiPremiumLine electronic control system with integrated temperature logging.
The easy-to-use controller includes a smart energy-saving defrost, defrosting only when and for as long as required. The RS-485 interface enables connection to external temperature logging software. The integrated data logger records and stores the min/max interior temperatures for HACCP-compliance. In case of temperature deviations, caused e.g. by a door that is left open, the controller triggers a visual and audible door alarm, thus protecting your products. The membrane keyboard is tough and easy to clean.



Air ducting system for excellent temperature distribution.
The innovative air ducting system is designed to maintain freshness during food storage: two fans draw the air over the cooling evaporator, then it is directed downwards behind an air deflector. This ensures constant air circulation – and uniform temperature distribution.



Self-closing door.
For convenient loading or product removal, the doors have a 90° dwell position. At less than 60° the doors close automatically – and reliably. To keep your hands free during filling, ProfiPremiumLine appliances can be opened by means of a foot pedal (optionally available also for ProfiLine). The door seals can be replaced without any tools and the door hinges can easily be reversed.

Pressure relief valve.
Inside fridges and freezers a vacuum is built up by air exchange which causes resistance when the door is reopened. The integrated pressure relief valve compensates this vacuum automatically and immediately – the doors remain easy to open.

Environmentally friendly refrigerant.
Only the ecologically safe refrigerant R 290 is used. In conjunction with highly efficient refrigeration components, Liebherr appliances achieve the highest possible degree of environmental friendliness and energy saving.

Easily accessible refrigeration components.
The refrigeration components are integrated in the upper area of the unit, which allows easy access and distinctly increases the net volume of the interior. The unit cover is simply opened upwards for convenient cleaning or for service operations as required. From an opening angle of 45° it can be unhinged completely.



Fridges GN 2/1 with fan-assisted cooling	GKPx 6590 ProfiPremiumline	GKPx 1490 ProfiPremiumline	GKPx 1470 ProfiLine	GKPx 6570 ProfiLine	GKPx 6577 ProfiLine
Total gross /net volume	597 /465 litre	1361 /1056 litre	1361 /1056 litre	597 /465 litre	596 /464 litre
Exterior dimensions in mm (w/d/h)	700/830/2120	1430/830/2120	1430/830/2120	700/830/2120	700/838/2120
Interior dimensions in mm (w/d/h)	510/650/1550	1236/650/1550	1236/650/1550	510/650/1550	510/650/1550
Energy efficiency class ¹	<A>	<C>	<C>		<C>
Energy consumption in 365 days	336 kWh	1084 kWh	1031 kWh	406 kWh	578 kWh
Climate rating	5	5	5	5	5
Ambient temperature range ²	+10 °C to +40 °C	+10 °C to +40 °C	+10 °C to +40 °C	+10 °C to +40 °C	+10 °C to +40 °C
Refrigerant	R 290	R 290	R 290	R 290	R 290
Sound power level	58 dB(A)	58 dB(A)	58 dB(A)	58 dB(A)	60 dB(A)
Connection rating	4.0 A/150 W	4.0 A/250 W	4.0 A/250 W	4.0 A/150 W	4.0 A/150 W
Frequency /voltage	50 Hz/220–240V~	50 Hz/220–240V~	50 Hz/220–240V~	50 Hz/220–240V~	50 Hz/220–240V~
Cooling system /Defrost	forced-air / automatic	forced-air / automatic	forced-air / automatic	forced-air / automatic	forced-air / automatic
Temperature range	–2 °C to +15 °C	–2 °C to +15 °C	–2 °C to +15 °C	–2 °C to +15 °C	–2 °C to +15 °C
Gastronorm	GN 2/1, 530 × 650 mm (530 mm wide)	GN 2/1, 530 × 650 mm (530 mm wide)	GN 2/1, 530 × 650 mm (530 mm wide)	GN 2/1, 530 × 650 mm (530 mm wide)	GN 2/1, 530 × 650 mm (530 mm wide)
External cabinet finish	stainless steel	stainless steel	stainless steel	stainless steel	stainless steel
Door material	stainless steel	stainless steel	stainless steel	stainless steel	stainless steel
Internal liner material	304-grade stainless steel	304-grade stainless steel	304-grade stainless steel	304-grade stainless steel	304-grade stainless steel
Type of control	electronic controller	electronic controller	electronic controller	electronic controller	electronic controller
Temperature display	external digital	external digital	external digital	external digital	external digital
Fault: warning signal	visual and audible	visual and audible	visual and audible	visual and audible	visual and audible
Interface /Volt-free alarm contact	RS 485 /yes	RS 485 /yes	RS 485 optional /–	RS 485 optional /–	RS 485 optional /–
Adjustable shelves	4	8	8	4	4
Shelf material	304-grade stainless steel wire shelves	304-grade stainless steel wire shelves	wire shelves plastic-coated	wire shelves plastic-coated	wire shelves plastic-coated
Shelf loading	60 kg	60 kg	60 kg	60 kg	60 kg
Height of adjustable legs	120–170 mm	120–170 mm	120–170 mm	120–170 mm	120–170 mm
Handle	full-length integrated handle	full-length integrated handle	full-length integrated handle	full-length integrated handle	full-length integrated handle
Foot pedal opener	yes	yes			
Lock /Self-closing door	fitted /yes	fitted /yes	fitted /yes	fitted /yes	fitted /yes
Door hinges	right, reversible on site	left hand /right hand	left hand /right hand	right, reversible on site	right, reversible on site
Insulation	83–60 mm	83–60 mm	83–60 mm	83–60 mm	83–60 mm
Gross /net weight	129/ 113 kg	205/ 180 kg	209/ 185 kg	129/ 112 kg	132/ 115 kg
Remote condensing unit option R 134a			GKPx 1470 version 525	GKPx 6570 version 525	
Accessories					
Stainless steel wire shelf	7112904	7112904	7112904	7112904	7112904
Shelf, plastic-coated	7112908	7112908	7112908	7112908	7112908
U-shaped trayslide, right /left		9001761 /9001757	9001761 /9001757		
Optional castor set	9590581	9590583	9590583	9590581	9590581
RS 485 interface converter			9086860	9086860	9086860
Product temperature sensor	9590407	9590407			
Foot pedal opener	9590659	9590639	9590639	9590659	9590659
Side-by-Side set	9901969	9901969	9901969	9901969	
Potential-free alarm output			9592748	9592748	9592748

¹ You can find the full range of efficiency classes on p.11. As per EU Regulation 2015/1094-IV.
² Indicates the ambient temperature at which the appliance can be safely operated.



Fridges GN 2/1
with fan-assisted cooling

Total gross /net volume	597 /465 litre
Exterior dimensions in mm (w/d/h)	700/830/2120
Interior dimensions in mm (w/d/h)	510/650/1500
Energy efficiency class ¹	<G
Energy consumption in 365 days ²	577 kWh
Climate rating	5
Ambient temperature range ³	+10 °C to +40 °C
Refrigerant	R 290
Sound power level	58 dB(A)
Connection rating	4.0 A/180 W
Frequency /voltage	50 Hz/220–240V~
Cooling system	forced-air
Defrost	automatic
Temperature range	+1 °C to +15 °C
Gastronorm	GN 2/1, 530 × 650 mm (530 mm wide)
External cabinet finish	stainless steel
Door material	Glass door with stainless steel frame
Internal liner material	304-grade stainless steel
Type of control	electronic controller
Temperature display	external digital
Fault: warning signal	visual and audible
Interior light	LED lighting, with separate switch
Interface	RS 485 optional
Adjustable shelves	4
Shelf material	wire shelves plastic-coated
Shelf loading	60 kg
Height of adjustable legs	120–170 mm
Handle	full-length integrated handle
Lock	fitted
Self-closing door	yes
Door hinges	right, reversible on site
Insulation	83–60 mm
Gross /net weight	135/119 kg
Accessories	
Stainless steel wire shelf	7112904
Shelf, plastic-coated	7112908
Optional castor set	9590581
RS 485 interface converter	9086860
Foot pedal opener	9590659
Side-by-Side set	9901969
Potential-free alarm output	9592748

¹ You can find the full range of efficiency classes on p.11. As per EU Regulation 2015/1094-IV.
² Measured when lighting switched off.
³ Indicates the ambient temperature at which the appliance can be safely operated.



Freezers GN 2/1
with fan-assisted cooling

Total gross /net volume	597 /465 litre
Exterior dimensions in mm (w/d/h)	700/830/2120
Interior dimensions in mm (w/d/h)	510/650/1550
Energy efficiency class ¹	<B
Energy consumption in 365 days	1165 kWh
Climate rating	5
Ambient temperature range ³	+10 °C to +40 °C
Refrigerant	R 600a
Sound power level	60 dB(A)
Connection rating	1.5 A/250 W
Frequency /voltage	50 Hz/220–240V~
Cooling system	forced-air
Defrost	automatic
Temperature range	–10 °C to –26 °C
Gastronorm	GN 2/1, 530 × 650 mm (530 mm wide)
External cabinet finish	stainless steel
Door material	stainless steel
Internal liner material	304-grade stainless steel
Type of control	electronic controller
Temperature display	external digital
Fault: warning signal	visual and audible
Interface / Volt-free alarm contact	RS 485 /yes
Adjustable shelves	4
Shelf material	304-grade stainless steel wire shelves
Shelf loading	60 kg
Height of adjustable legs	120–170 mm
Handle	full-length integrated handle
Foot pedal opener	yes
Lock	fitted
Self-closing door	yes
Door hinges	right, reversible on site
Insulation	83–60 mm
Gross / net weight	132/115 kg
Accessories	
Stainless steel wire shelf	7112904
Shelf, plastic-coated	7112908
U-shaped trayslide, right/left	9001761 /9001757
Optional castor set	9590581
Product temperature sensor	9590407
Foot pedal opener	9590659
Side-by-Side set	9901969

GGPv 6590
ProfiPremiumline

No Frost

GGPv 1490
ProfiPremiumline

No Frost

597 /465 litre	1361 /1056 litre
700/830/2120	1430/830/2120
510/650/1550	1236/650/1550
<B	<G
1165 kWh	3287 kWh
5	5
+10 °C to +40 °C	+10 °C to +40 °C
R 600a	R 290
60 dB(A)	60 dB(A)
1.5 A/250 W	4.0 A/450 W
50 Hz/220–240V~	50 Hz/220–240V~
forced-air	forced-air
automatic	automatic
–10 °C to –26 °C	–10 °C to –26 °C
GN 2/1, 530 × 650 mm (530 mm wide)	GN 2/1, 530 × 650 mm (530 mm wide)
stainless steel	stainless steel
stainless steel	stainless steel
304-grade stainless steel	304-grade stainless steel
electronic controller	electronic controller
external digital	external digital
visual and audible	visual and audible
RS 485 /yes	RS 485 /yes
4	8
304-grade stainless steel wire shelves	304-grade stainless steel wire shelves
60 kg	60 kg
120–170 mm	120–170 mm
full-length integrated handle	full-length integrated handle
yes	yes
fitted	fitted
yes	yes
right, reversible on site	left hand / right hand
83–60 mm	83–60 mm
132/115 kg	213/189 kg
7112904	7112904
7112908	7112908
	9001761 /9001757
9590581	9590583
9590407	9590407
9590659	9590639
9901969	9901969



Freezers GN 2/1 with fan-assisted cooling	GGPv 1470 ProfiLine	No Frost	GGPv 6570 ProfiLine	No Frost	GGPv 6577 ProfiLine	No Frost
Total gross /net volume	1361 / 1056 litre		597 / 465 litre		596 / 464 litre	
Exterior dimensions in mm (w/d/h)	1430/830/2120		700/830/2120		700/838/2120	
Interior dimensions in mm (w/d/h)	1236/650/1550		510/650/1550		510/650/1550	
Energy efficiency class ¹	<G>		<G>		<D>	
Energy consumption in 365 days	3333 kWh		1874 kWh		2552 kWh	
Climate rating	5		5		5	
Ambient temperature range ²	+10 °C to +40 °C		+10 °C to +40 °C		+10 °C to +40 °C	
Refrigerant	R 290		R 290		R 290	
Sound power level	60 dB(A)		60 dB(A)		62 dB(A)	
Connection rating	4.0 A/450 W		4.0 A/300 W		4.0 A/300 W	
Frequency /voltage	50 Hz/220–240V~		50 Hz/220–240V~		50 Hz/220–240V~	
Cooling system	forced-air		forced-air		forced-air	
Defrost	automatic		automatic		automatic	
Temperature range	–10 °C to –26 °C		–10 °C to –26 °C		–10 °C to –26 °C	
Gastronorm	GN 2/1, 530 × 650 mm (530 mm wide)		GN 2/1, 530 × 650 mm (530 mm wide)		GN 2/1, 530 × 650 mm (530 mm wide)	
External cabinet finish	stainless steel		stainless steel		stainless steel	
Door material	stainless steel		stainless steel		stainless steel	
Internal liner material	304-grade stainless steel		304-grade stainless steel		304-grade stainless steel	
Type of control	electronic controller		electronic controller		electronic controller	
Temperature display	external digital		external digital		external digital	
Fault: warning signal	visual and audible		visual and audible		visual and audible	
Interface	RS 485 optional		RS 485 optional		RS 485 optional	
Adjustable shelves	8		4		4	
Shelf material	wire shelves plastic-coated		wire shelves plastic-coated		wire shelves plastic-coated	
Shelf loading	60 kg		60 kg		60 kg	
Height of adjustable legs	120–170 mm		120–170 mm		120–170 mm	
Handle	full-length integrated handle		full-length integrated handle		full-length integrated handle	
Lock	fitted		fitted		fitted	
Self-closing door	yes		yes		yes	
Door hinges	left hand / right hand		right, reversible on site		right, reversible on site	
Insulation	83–60 mm		83–60 mm		83–60 mm	
Gross / net weight	214 / 196 kg		137 / 120 kg		137 / 121 kg	
Accessories						
Stainless steel wire shelf	7112904		7112904		7112904	
Shelf, plastic-coated	7112908		7112908		7112908	
U-shaped trayslide, right / left	9001761 / 9001757					
Optional castor set	9590583		9590581		9590581	
RS 485 interface converter	9086860		9086860		9086860	
Foot pedal opener	9590639		9590659		9590659	
Side-by-Side set	9901969		9901969			
Potential-free alarm output	9592746		9592746		9592746	

¹ You can find the full range of efficiency classes on p.11. As per EU Regulation 2015/1094-IV.
² Indicates the ambient temperature at which the appliance can be safely operated.

The advantages at a glance



Precision and easy-to-use control system featuring a hygienic membrane panel and high-quality refrigeration components for maximum energy efficiency. Visual and audible door alarms alert the user to any excessive rise in temperature and loss of cold air.

The **natural** and CFC free **refrigerants R 290** and **R 600a** are environmentally-friendly and, in conjunction with highly efficient compressors, are very energy-efficient.



Demand-based technology: highly efficient fan-assisted cooling system for stable and evenly distributed interior temperatures. The door operated fan cut-out switch minimises the loss of cold air when the door is opened. Thanks to the rear-wall condenser, the system is virtually maintenance-free.



The **moulded inner liner** made of food-safe commercial-grade polystyrol is odourless, very tough, durable and easy to clean for perfect hygiene thanks to the generously radiused corners. The interior is also resistant to food chemicals.



The **plastic-coated wire shelves** allow variable use of the interior and have a loading capacity of up to 60 kg, ensuring safe product storage even in extreme conditions.



The appliances are delivered with **assembled stainless steel adjustable legs**, which saves time and effort on site. The height of the feet can be adjusted individually to enable convenient cleaning also underneath the appliance. Castors are also optionally available.



The **reversible door hinges** allow the appliances to be adapted to an installation site. All the necessary parts are included in the delivery; the door can quickly be reversed on site.



The **sturdy slimline door handle** is designed for intensive use, ergonomic, very easy to grasp and easy to clean.



The drain in the **liner base** enhances and simplifies cleaning the cabinet interior.



Self-closing door with removable magnetic gasket. For convenient use, the doors remain open at 90° to allow easy loading or removal of larger quantities. At less than 60° the doors close automatically and reliably. That prevents the loss of cold air and helps to increase energy efficiency.

No Frost

Hot gas defrosting in GGv. The highly efficient system defrosts the appliance in approx. 10 minutes, minimising the temperature rise in the interior during defrosting and saving energy.

30 min Electric defrosting	10 min Hot gas defrosting
-------------------------------	------------------------------

Quality right down to the smallest detail

These models offer the perfect solution for many applications in the restaurant business. They combine very large net volumes with the well-known Liebherr qualities: hygienic, sturdy and durable, reliable with optimum refrigerating capacity and many innovative equipment details. The temperature can be set accurately from +1°C up to +15°C, in the GKv 5790 and GKv 5730

models also from -2°C up to +15°C. Where space is limited, these models are the ideal solution – thanks to their compact design, maximum net volume is available on a small footprint.

Advantage of hot gas defrosting

For minimal temperature change during defrost

30 min

Electric defrosting

10 min

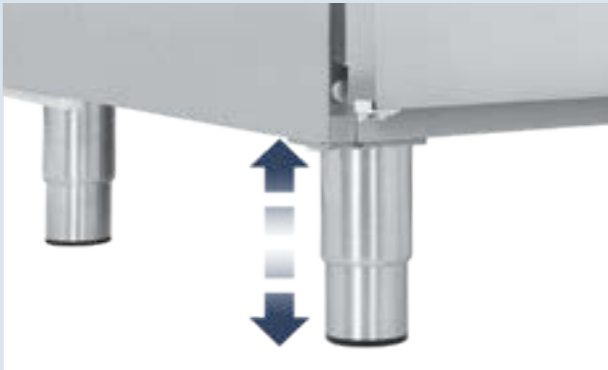
Hot gas defrosting

Energy-efficient hot-gas defrost system in GGv models.
Defrost less often and faster: the appliance defrosts only when required since the controller calculates the defrost cycles based on the compressor run-time. Energy-efficient hot gas reduces the defrost time from approx. 30 to only approx. 10 minutes – with a low rise in temperature in the appliance. Positive for food quality: food items are not exposed to unnecessary temperature fluctuations.

Freezer baskets.
Static freezer models GG 52 / GG 40 are fitted with baskets as standard. These allow for easy storage of different types of frozen products.

Large usable net volume.
These models have very large net volume.

Low-maintenance and environmentally friendly.
The GKv, GGv and GG models have a rear panel condenser, which makes cleaning unnecessary. The use of the environmentally friendly refrigerants R 290 and R 600a have a low global warming potential.



Pre-installed stainless steel legs.
On models supplied with adjustable legs these are already installed at the factory. These provide enough clearance from the floor to allow easy cleaning underneath the appliance. Castors are optionally available.



Easy to use, high precision controller.
The fridges and freezers are equipped with a precise and easy to use controller with a digital display. Temperatures can be set exactly to the degree wanted. The unique, one-piece membrane keyboard is extremely easy to clean. In case of temperature deviations, caused e.g. by a door that is open a long time, the controller triggers a visual and audible door alarm, thus protecting the stored products. In the fridges, the storage humidity can be adapted to different requirements with the fan mode selection function. The extended temperature range from -2°C to +15°C in the GKv 5730 and GKv 5790 models is ideal for products which must be stored at approximately 0°C or below.



Low-maintenance, resilient, practical.
The inner liner is seamlessly moulded with large radii, easy to clean and hygienic. Liebherr uses polystyrene in commercial quality for this – a food-safe, extremely sturdy and durable material. The reinforced grid shelves have a high loading capacity of up to 45 kg or 60 kg. Practical in the GKv 57 and 64 appliances: two GN 1/1 containers can be placed next to one another instead of behind one another.



BlackSteel: Elegance, exclusivity and a stylish appearance.
Visually, BlackSteel is a highly attractive black stainless steel with an extraordinary appeal. When paired with high-quality SmartSteel finishing, the material exudes high-tech design and delivers a timeless elegance with a special depth of field. The cross-ground textured effect lends BlackSteel an appealing and exclusive appearance and makes the models a real highlight. Thanks to the finishing on doors and side walls, the visibility of fingerprints is significantly reduced. The surface is also easy to clean, therefore reducing the amount of effort involved.



Fridges GN 2/1 with fan-assisted cooling	GKv 6460 ProfiLine	GKv 6410 ProfiLine	GKvbs 5760 ProfiLine	GKv 5710 ProfiLine	-2°C fridges GN 2/1 with fan-assisted cooling	GKv 5790 ProfiLine	GKv 5730 ProfiLine
Total gross /net volume	664/491 litre	664/491 litre	586/432 litre	586/432 litre	Total gross /net volume	586/432 litre	586/432 litre
Exterior dimensions in mm (w/d/h)	747/791/2064	747/791/2064	747/791/1864	747/791/1864	Exterior dimensions in mm (w/d/h)	747/791/1864	747/791/1864
Interior dimensions in mm (w/d/h)	650/581/1710	650/581/1710	650/581/1510	650/581/1510	Interior dimensions in mm (w/d/h)	650/581/1510	650/581/1510
Energy efficiency class ¹					Energy efficiency class ¹		
Energy consumption in 365 days	706 kWh	706 kWh	642 kWh	642 kWh	Energy consumption in 365 days	652 kWh	652 kWh
Climate rating	5	5	5	5	Climate rating	5	5
Ambient temperature range ²	+10 °C to +40 °C	+10 °C to +40 °C	+10 °C to +40 °C	+10 °C to +40 °C	Ambient temperature range ²	+10 °C to +40 °C	+10 °C to +40 °C
Refrigerant	R 600a	R 600a	R 600a	R 600a	Refrigerant	R 600a	R 600a
Sound power level	57 dB(A)	57 dB(A)	57 dB(A)	57 dB(A)	Sound power level	57 dB(A)	57 dB(A)
Connection rating	2.0 A/90 W	2.0 A/90 W	1.5 A/75 W	1.5 A/75 W	Connection rating	1.5 A/75 W	1.0 A/75 W
Frequency/voltage	50 Hz/220–240V~	50 Hz/220–240V~	50 Hz/220–240V~	50 Hz/220–240V~	Frequency/voltage	50 Hz/220–240V~	50 Hz/220–240V~
Cooling system	forced-air	forced-air	forced-air	forced-air	Cooling system	forced-air	forced-air
Defrost	automatic	automatic	automatic	automatic	Defrost	automatic	automatic
Temperature range	+1 °C to +15 °C	+1 °C to +15 °C	+1 °C to +15 °C	+1 °C to +15 °C	Temperature range	–2 °C to +15 °C	–2 °C to +15 °C
Gastronorm	GN 2/1, 650 × 530 mm	GN 2/1, 650 × 530 mm	GN 2/1, 650 × 530 mm	GN 2/1, 650 × 530 mm	Gastronorm	GN 2/1, 650 × 530 mm	GN 2/1, 650 × 530 mm
	(650 mm wide)	(650 mm wide)	(650 mm wide)	(650 mm wide)		(650 mm wide)	(650 mm wide)
External cabinet finish	stainless steel	steel/white	BlackSteel	steel/white	External cabinet finish	stainless steel	steel/white
Door material	stainless steel	steel	BlackSteel	steel	Door material	stainless steel	steel
Internal liner material	commercial grade moulded polystyrol	commercial grade moulded polystyrol	moulded polystyrol (silver)	commercial grade moulded polystyrol	Internal liner material	commercial grade moulded polystyrol	commercial grade moulded polystyrol
Type of control	electronic controller	electronic controller	electronic controller	electronic controller	Type of control	electronic controller	electronic controller
Temperature display	external digital	external digital	external digital	external digital	Temperature display	external digital	external digital
Fault: warning signal	visual and audible	visual and audible	visual and audible	visual and audible	Fault: warning signal	visual and audible	visual and audible
Adjustable shelves	6	6	5	5	Adjustable shelves	5	5
Shelf material	wire shelves plastic-coated	wire shelves plastic-coated	wire shelves plastic-coated	wire shelves plastic-coated	Shelf material	wire shelves plastic-coated	wire shelves plastic-coated
Shelf loading	60 kg	60 kg	60 kg	60 kg	Shelf loading	60 kg	60 kg
Height of adjustable legs	150–180 mm	150–180 mm	150–180 mm	150–180 mm	Height of adjustable legs	150–180 mm	150–180 mm
Handle	stainless steel slimline door handle	ergonomic slimline handle	stainless steel slimline door handle	ergonomic slimline handle	Handle	stainless steel slimline door handle	ergonomic slimline handle
Lock	fitted	fitted	fitted	fitted	Lock	fitted	fitted
Self-closing door	yes	yes	yes	yes	Self-closing door	yes	yes
Door hinges	right, reversible on site	right, reversible on site	right, reversible on site	right, reversible on site	Door hinges	right, reversible on site	right, reversible on site
Gross/net weight	104/95 kg	105/96 kg	93/86 kg	96/88 kg	Gross/net weight	97/88 kg	98/90 kg
Also available in stainless steel as			GKv 5760				
Accessories					Accessories		
Shelf, plastic-coated	7113485	7113485	7113057	7113485	Shelf, plastic-coated	7113485	7113485
Shelves	7112439	7112439	7112439	7112439	Shelves	7112439	7112439
Stainless steel wire shelf	7112351	7112351	7112351	7112351	Stainless steel wire shelf	7112351	7112351
CNS base grid	7112349	7112349	7112349	7112349	CNS base grid	7112349	7112349
Optional castor set	9086457	9086457	9086457	9086457	Optional castor set	9086457	9086457
Foot pedal opener	9094502	9094502	9094502	9094502	Foot pedal opener	9094502	9094502

¹ You can find the full range of efficiency classes on p.11. As per EU Regulation 2015/1094-IV.
² Indicates the ambient temperature at which the appliance can be safely operated.

[illegible]

1 You can find the full range of efficiency classes on p.11. As per EU Regulation 2015/1094-IV.
2 Indicates the ambient temperature at which the appliance can be safely operated.



NoFrost freezers with fan-assisted cooling	GGv 5860 ProfiLine	No Frost	GGv 5810 ProfiLine	No Frost	GGvbs 5060 ProfiLine	No Frost	GGv 5060 ProfiLine	No Frost	GGv 5010 ProfiLine	No Frost
Total gross /net volume	556/377 litre		556/377 litre		486/325 litre		486/325 litre		486/325 litre	
Exterior dimensions in mm (w/d/h)	747/791/2064		747/791/2064		747/791/1864		747/791/1864		747/791/1864	
Interior dimensions in mm (w/d/h)	610/500/1395		610/500/1395		610/500/1225		610/500/1225		610/500/1225	
Energy efficiency class ¹	<G		<G		<G		<G		<G	
Energy consumption in 365 days	1351 kWh		1351 kWh		1245 kWh		1245 kWh		1245 kWh	
Climate rating	5		5		5		5		5	
Ambient temperature range ²	+10 °C to +40 °C		+10 °C to +40 °C		+10 °C to +40 °C		+10 °C to +40 °C		+10 °C to +40 °C	
Refrigerant	R 290		R 290		R 290		R 290		R 290	
Sound power level	55 dB(A)		55 dB(A)		55 dB(A)		55 dB(A)		55 dB(A)	
Connection rating	3.0 A/400 W		3.0 A/400 W		3.0 A/400 W		3.0 A/400 W		3.0 A/400 W	
Frequency/voltage	50 Hz/220–240V~		50 Hz/220–240V~		50 Hz/220–240V~		50 Hz/220–240V~		50 Hz/220–240V~	
Cooling system	forced-air		forced-air		forced-air		forced-air		forced-air	
Defrost	automatic		automatic		automatic		automatic		automatic	
Temperature range	–14 °C to –28 °C		–14 °C to –28 °C		–14 °C to –28 °C		–14 °C to –28 °C		–14 °C to –28 °C	
Gastronorm	GN 1/1, 530 × 325 mm (530 mm wide)		GN 1/1, 530 × 325 mm (530 mm wide)		GN 1/1, 530 × 325 mm (530 mm wide)		GN 1/1, 530 × 325 mm (530 mm wide)		GN 1/1, 530 × 325 mm (530 mm wide)	
	600 × 400 mm (600 mm wide)		600 × 400 mm (600 mm wide)		600 × 400 mm (600 mm wide)		600 × 400 mm (600 mm wide)		600 × 400 mm (600 mm wide)	
External cabinet finish	stainless steel		steel/white		BlackSteel		stainless steel		steel/white	
Door material	stainless steel		steel		BlackSteel		stainless steel		steel	
Internal liner material	commercial grade moulded polystyrol		commercial grade moulded polystyrol		moulded polystyrol (silver)		commercial grade moulded polystyrol		commercial grade moulded polystyrol	
Type of control	electronic controller		electronic controller		electronic controller		electronic controller		electronic controller	
Temperature display	external digital		external digital		external digital		external digital		external digital	
Fault: warning signal	visual and audible		visual and audible		visual and audible		visual and audible		visual and audible	
Adjustable shelves	5		5		4		4		4	
Shelf material	wire shelves plastic-coated		wire shelves plastic-coated		wire shelves plastic-coated		wire shelves plastic-coated		wire shelves plastic-coated	
Shelf loading	60 kg		60 kg		60 kg		60 kg		60 kg	
Height of adjustable legs	150–180 mm		150–180 mm		150–180 mm		150–180 mm		150–180 mm	
Handle	stainless steel slimline door handle		ergonomic slimline handle		stainless steel slimline door handle		stainless steel slimline door handle		ergonomic slimline handle	
Lock	fitted		fitted		fitted		fitted		fitted	
Self-closing door	yes		yes		yes		yes		yes	
Door hinges	right, reversible on site		right, reversible on site		right, reversible on site		right, reversible on site		right, reversible on site	
Insulation	70 mm		70 mm		70 mm		70 mm		70 mm	
Gross/net weight	118/109 kg		118/110 kg		107/99 kg		108/100 kg		109/101 kg	
Accessories										
Optional castor set	9086457		9086457		9086457		9086457		9086457	
Shelf, plastic-coated	7113475		7113475		7113071		7113475		7113475	
Foot pedal opener	9094502		9094502		9094502		9094502		9094502	
Full-depth drawer	9792323		9792323		9792323		9792323		9792323	

¹ You can find the full range of efficiency classes on p.11. As per EU Regulation 2015/1094-IV.
² Indicates the ambient temperature at which the appliance can be safely operated.



Freezers with static cooling 75 cm wide	GG 5260 ProfiLine	GG 5210 ProfiLine	G 5216 ProfiLine	Super Frost
Total gross/net volume	513/472 litre	513/472 litre	513/472 litre	
Exterior dimensions in mm (w/d/h)	747/750/1864	747/750/1864	750/750/1725	
Interior dimensions in mm (w/d/h)	607/560/1510	607/560/1510	607/560/1510	
Energy consumption in 365 days	440 kWh	440 kWh	384 kWh	
Ambient temperature range ¹	+10 °C to +35 °C	+10 °C to +35 °C	+10 °C to +35 °C	
Refrigerant	R 290	R 290	R 600a	
Sound power level	54 dB(A)	54 dB(A)	45 dB(A)	
Connection rating	1.5 A/100 W	1.5 A/100 W	1.5 A/100 W	
Frequency/voltage	50 Hz/220–240V~	50 Hz/220–240V~	50 Hz/220–240V~	
Cooling system	static	static	static	
Defrost	manual	manual	manual	
Temperature range	–14 °C to –28 °C	–14 °C to –28 °C	–14 °C to –28 °C	
External cabinet finish	stainless steel	steel/white	steel/white	
Door material	stainless steel	steel	steel	
Internal liner material	commercial grade moulded polystyrol	commercial grade moulded polystyrol	commercial grade moulded polystyrol	
Type of control	electronic controller	electronic controller	electronic controller	
SuperFrost			quantity-controlled	
Temperature display	external digital	external digital	external digital	
Fault: warning signal	visual and audible	visual and audible	visual and audible	
Drawers	0	0	14	
Number of baskets	14	14	0	
Shelves, freezer compartment	7	7	7	
Shelf material	evaporator plates	evaporator plates	evaporator plates	
Shelf loading	60 kg	60 kg	60 kg	
Compartment height in mm	6 × 187, 1 × 237	6 × 187, 1 × 237	6 × 187, 1 × 237	
Height of adjustable legs	150–180 mm	150–180 mm		
Handle	stainless steel slimline door handle	ergonomic slimline handle	slimline handle with integrated opening mechanism	
Lock	fitted	fitted		
Self-closing door	yes	yes		
Door hinges	right, reversible on site	right, reversible on site	right, reversible on site	
Gross/net weight	112/104 kg	113/108 kg	109/102 kg	
Accessories				
Optional castor set	9086457	9086457		
Drawer/short drawer	9792795/9792797	9792795/9792797		
Basket/short basket			9141791/7112423	
Foot pedal opener	9094502	9094502		

¹ Indicates the ambient temperature at which the appliance can be safely operated.



Freezers with static cooling 60 cm wide	GG 4060 ProfiLine	GG 4010 ProfiLine
Total gross/net volume	382/348 litre	382/348 litre
Exterior dimensions in mm (w/d/h)	597/680/1900	597/680/1900
Interior dimensions in mm (w/d/h)	457/480/1686	457/480/1686
Energy consumption in 365 days	430 kWh	430 kWh
Ambient temperature range ¹	+10 °C to +35 °C	+10 °C to +35 °C
Refrigerant	R 290	R 290
Sound power level	54 dB(A)	54 dB(A)
Connection rating	1.5 A/75 W	1.5 A/75 W
Frequency/voltage	50 Hz/220–240V~	50 Hz/220–240V~
Cooling system	static	static
Defrost	manual	manual
Temperature range	–14 °C to –28 °C	–14 °C to –28 °C
External cabinet finish	stainless steel	steel/white
Door material	stainless steel	steel
Internal liner material	commercial grade moulded polystyrol	commercial grade moulded polystyrol
Type of control	electronic controller	electronic controller
Temperature display	external digital	external digital
Fault: warning signal	visual and audible	visual and audible
Drawers	0	0
Number of baskets	3	3
Shelves, freezer compartment	7	7
Shelf material	evaporator plates	evaporator plates
Shelf loading	60 kg	60 kg
Compartment height in mm	6 × 224, 1 × 240	6 × 224, 1 × 240
Handle	stainless steel slimline door handle	ergonomic slimline handle
Lock	fitted	fitted
Self-closing door	yes	yes
Door hinges	right, reversible on site	right, reversible on site
Gross/net weight	86/79 kg	87/81 kg
Accessories		
Adjustable legs	9086527	9086527
Basket	9141693	9141693
Roller bars	9086529	9086529

Quality right down to the smallest detail

The GCv fridge-freezers are specifically designed for commercial use in medium-duty applications. The two compressors and two separately controlled cooling circuits enable separate temperature setting from +1°C to +15°C in the fridge compartment and from -14°C to -28°C in the freezer compartment.



Double cooling power: two separate cooling circuits, two compressors.
Unlike many household fridge-freezers, the GCv models have two compressors and two separately controlled cooling circuits, thus enabling independant temperature setting from +1°C to +15°C in the fridge compartment and from -14°C to -28°C in the freezer compartment. As there is no air exchange between fridge and freezer compartments, the products are stored in optimum conditions without odour transfer between the two areas. On the whole this double concept offers far more refrigerating capacity – valuable when the door is opened frequently.



Fridge and freezer separately lockable.
In the GCv appliances the fridge and freezer can each be locked separately. The sturdy locks are designed for extreme conditions. The slimline door handle also features a very sturdy design.



Fridge-freezers

Total gross/net volume	fridge compartment
Total gross/net volume	freezer compartment
Exterior dimensions in mm (w/d/h)	
Interior dimensions in mm (w/d/h)	fridge compartment
Interior dimensions in mm (w/d/h)	freezer compartment
Energy consumption in 365 days	
Ambient temperature range ¹	
Refrigerant	
Sound power level	
Connection rating	
Frequency/voltage	
Cooling system	fridge/freezer comp.
Defrost	fridge/freezer comp.
Temperature range	fridge/freezer comp.
External cabinet finish	
Door material	
Internal liner material	
Type of control	
Temperature display	
Fault: warning signal	
Adjustable shelves	
Shelf material	fridge/freezer comp.
Shelf loading	fridge/freezer comp.
Handle	
Lock	
Self-closing door	
Door hinges	
Insulation	
Gross/net weight	

Accessories

Shelf, plastic-coated	
Chrome wire shelf	
Roller bars	

GCv 4060 ProfiLine



254/240 litre
107/105 litre
597/665/2003
440/441/1105
433/433/597
529 kWh
+10 °C to +40 °C
R 600a
52 dB(A)
1.5 A/200 W
50 Hz/220–240V~
forced-air/static
automatic/manual
+1 °C to +15 °C / –14 °C to –28 °C
stainless steel
stainless steel
commercial grade moulded polystyrol
electronic controller
external digital
visual and audible
3
wire shelves plastic-coated/glass
45 kg/24 kg
stainless steel slimline door handle
fitted
yes
right, reversible on site
70 mm
86/81 kg

GCv 4010 ProfiLine



254/240 litre
107/105 litre
597/665/2003
440/441/1105
433/433/597
529 kWh
+10 °C to +40 °C
R 600a
52 dB(A)
1.5 A/200 W
50 Hz/220–240V~
forced-air/static
automatic/manual
+1 °C to +15 °C / –14 °C to –28 °C
steel/white
steel
commercial grade moulded polystyrol
electronic controller
external digital
visual and audible
3
wire shelves plastic-coated/glass
45 kg/24 kg
ergonomic slimline handle
fitted
yes
right, reversible on site
70 mm
88/82 kg

7113333	7113333
7112321	7112321
9592756	9592756

¹ Indicates the ambient temperature at which the appliance can be safely operated.

The advantages at a glance

Suitable for under-worktop installation. The 83 cm high GGU models can easily be installed beneath a worktop and are a space-saving and ideal solution especially where space is limited.

In conjunction with the highly efficient compressor, the **environmentally friendly refrigerant R 600a** is highly effective and very energy-efficient.

Visual and **audible door alarms** alert the user to any excessive rise in temperature, loss of cold air and open door.



The seamlessly **moulded inner liner** made of foodsafe commercial-grade polystyrene is tough, easy to clean and odourless. Since there are no hidden dirt-traps and the large radii facilitate cleaning, this enables perfect hygiene.

High-quality refrigeration components, optimised insulation and a sophisticated design ensure maximum energy efficiency and low operating costs.

The **door hinges** are **reversible** without any additional components and allow the appliance to be adapted to the installation site.

Locks prevent unauthorised access.



Sturdy slimline door handle. The slimline door handle is designed for intensive use. Ergonomic, easy to grasp from the left or right and very easy to clean.



The baskets can be used to organise the freezer contents and also enhance handling frozen products.



GGU 1550

Quality right down to the smallest detail

The Liebherr under-worktop freezers are extremely space-saving. For wherever floor space is limited, free space must be used very efficiently – without compromising refrigerating capacity or food freshness. The products are stored in these compact models always under optimum refrigeration conditions, and yet the appliances are very energy-efficient and economical.



Suitable for under-worktop installation – and easily integrated.
The appliances can be sited beneath a worktop. In this case, a vent grille with a cross section of 200 cm² is required in the worktop for ventilation at the rear of the appliance. Without a ventilation grille, the aperture height must be at least 3 cm greater than the appliance height. The appliances are 83 cm high to comply with the specific work heights in catering applications.



Energy-efficient with R 600a.
Liebherr appliances are optimised for best possible energy efficiency and low operating costs. Only the natural and environmentally friendly refrigerant R 600a is used. In conjunction with highly efficient compressors, it is highly effective – and also future-proof thanks to its low global warming potential.



Practical baskets.
The baskets can be used to organise the freezer contents and improve stock-rotation as well as enhancing the handling of frozen products.



Under-worktop freezers
with static cooling

Total gross/net volume
Exterior dimensions in mm (w/d/h)
Interior dimensions in mm (w/d/h)
Energy consumption in 365 days
Ambient temperature range ¹
Refrigerant
Sound power level
Connection rating
Frequency/voltage
Cooling system
Defrost
Temperature range
External cabinet finish
Door material
Internal liner material
Type of control
SuperFrost
Temperature display
Fault: warning signal
Drawers
Number of baskets
Shelves, freezer compartment
Shelf material
Shelf loading
Compartment height in mm
Handle
Lock
Door hinges
Gross/net weight
Also available in white as
Accessories
Stainless steel stacking kit (FKUv below/top)
White stacking kit (FKUv below/top)
Roller bars
Standard full-depth basket
Short bottom basket
Full-depth drawer
Lock

GGU 1550 Premium	GGU 1500 Premium	GGUesf 1405
Super Frost	Super Frost	Super Frost
143/133 litre	143/133 litre	143/133 litre
600/615/830	600/615/830	600/615/830
474/443/676	474/443/676	474/443/676
250 kWh	265 kWh	265 kWh
+10 °C to +40 °C	+10 °C to +40 °C	+10 °C to +35 °C
R 600a	R 600a	R 600a
45 dB(A)	45 dB(A)	45 dB(A)
0.6 A/60 W	0.6 A/60 W	0.6 A/100 W
50 Hz/220–240V~	50 Hz/220–240V~	50 Hz/220–240V~
static	static	static
manual	manual	manual
–9 °C to –26 °C	–9 °C to –26 °C	–15 °C to –32 °C
stainless steel	steel/white	steel/silver
stainless steel	steel	stainless steel
commercial grade moulded polystyrol	commercial grade moulded polystyrol	commercial grade moulded polystyrol
electronic controller	electronic controller	electronic controller
quantity-controlled	quantity-controlled	time-controlled
external digital	external digital	external digital
visual and audible	visual and audible	visual and audible
0	3	0
4	1	0
4	4	4
evaporator plates	evaporator plates	evaporator plates
24 kg	24 kg	24 kg
3 × 150, 1 × 170	3 × 150, 1 × 170	3 × 150, 1 × 170
stainless steel slimline door handle	ergonomic slimline handle	ergonomic slimline handle
fitted	fitted	fitted
right, reversible on site	right, reversible on site	right, reversible on site
42/39 kg	41/39 kg	37/34 kg
		GGU 1400
7777647		7777647
	9876641	
9086607	9086607	9086607
	9141699	9141699
	9141697	9141697
9790331		9790331
	on request	

¹ Indicates the ambient temperature at which the appliance can be safely operated.

Section: Fridges and freezers GN 2/1 with fan-assisted cooling and stainless steel inner liner

Side-by-Side set

The Side-by-Side set is easy to fit and enables the convenient use of two or more appliances next to one another and also allows their arrangement in a visually appealing manner. Furthermore, the Side-by-Side set prevents condensation and ice formation between two appliances which, without the Side-by-Side set, would otherwise be positioned next to one another.

Potential-free alarm output

The potential-free alarm output enables alarm forwarding to a central monitoring system. If the interior temperature exceeds +15°C (fridge accessory 9592748) or -10°C (freezer accessory 9592746) or the door is open for more than 5 minutes, the alarm is triggered. This ensures rapid intervention and therefore optimum storage. Max. connection values: 42V/8A from safety extra-low voltage (SELV).

U-shaped trayslide

Additional U-shaped trayslides as available as accessories if required.

Stainless steel shelves

The stainless steel Gastronorm 2/1 shelves are sturdy and have a loading capacity of up to 60 kg.

Shelves

The plastic-coated shelves have a loading capacity of up to 60 kg.

Product temperature sensor

An product temperature sensor is available as a retrofit kit for registering product temperatures. The registering temperatures can either be read by the control system or transferred to an external documentation system via the RS 485 interface.

Optional castor set

The sturdy castors (diameter 100 mm) provide good mobility and make it easy to clean the floor underneath the appliances. Two castors are equipped with brakes.



Foot pedal opener

If you don't have a hand free, you can conveniently open the door with the foot pedal available as an accessory.

Section: Fridges and freezers GN 2/1 with fan-assisted cooling and polystyrol inner liner

Optional castor set

The sturdy castors (diameter 80 mm) provide good mobility and make it easy to clean the floor underneath the appliances. The castors are screwed directly onto the housing; two castors are equipped with one brake.

Castor base

With a height of 117 mm, the sturdy castor base makes it easier to move fridges from place to place whenever required.

Roller bars

In order to ensure a easy and comfortable cleaning under the appliances, runners (diameter 25 mm) can be retrofitted.

Shelves

The tough plastic-coated wire shelves have a loading capacity of up to 45 kg (60 cm wide appliances) or 60 kg (75 cm wide appliances) respectively.

Stainless steel shelves

The stainless steel shelves are sturdy, have a loading capacity of up to 60 kg and meet the most stringent hygiene requirements.

CNS base grid

A tough CNS base grid can be retrofitted. The base-grid ensures optimum use of the appliance base. It protects the inner liner from damage and ensures secure product storage.



Section: Fridges and freezers GN 2/1 with fan-assisted cooling and polystyrol inner liner

Adjustable legs

The adjustable legs (height 150-180 mm) allow plenty of clearance for easy and convenient cleaning underneath the appliance.



Foot pedal opener

If you don't have a hand free, you can conveniently open the door with the foot pedal available as an accessory.



Drawers / Drawers short

The completely enclosed drawers are tough and ideal for storing small frozen food items.



Baskets / Baskets short

The plastic-coated wire baskets provide a clear view of the products stored inside and ensure optimum usage of the interior.



Section: Fridge-freezer

Shelves / Roller bars

The wire shelves are plastic-coated and have a loading capacity up to 45 kg.
Roller bars can be retrofitted under the appliances making it easier to clean under and behind the cabinets.



Section: Under-worktop freezers

Lock

The appliances are equipped with standard locks. Several appliances can be locked with one key. Additional lock barrels with up to ten different keys are available.



Stacking kit

Where floor space is confined any combination of the GGU(esf) Gastro freezers with fan-assisted cooling is possible with the stacking kit. The advantage: odour and temperature separation on a small footprint.
In order to guarantee optimum stability, roller sets must not be fitted to appliances which are installed using a connecting frame. This is only permitted for individual appliances.



Roller bars

The rollers (diameter 30 mm) make it easy to move the appliance for cleaning.
In order to guarantee optimum stability, roller sets must not be fitted to appliances which are installed using a connecting frame. This is only permitted for individual appliances.



Baskets / Baskets short

The plastic-coated wire baskets ensure optimum usage of the interior.



Drawers

The completely enclosed drawers are tough and ideal for storing small frozen food items.



Fridges and freezers for bakeries and patisseries

In bakeries and patisseries, fridges and freezers have to master special industry-specific challenges. To ensure reliable cooling of sensitive natural products, Liebherr offers many innovative ideas which also simplify daily workflows: the internal fittings are designed to accept Euronorm bakery trays (60 cm x 40 cm and 60 cm x 80 cm). Easy cleaning and hygiene is facilitated by 304-grade stainless steel inner liners with generously radiused corners and adjustable legs for easy cleaning underneath the appliances. The high-quality of all the components ensures that the appliances can reliably handle even hectic daily workflows. You can rely on Liebherr professional appliances for bakeries and patisseries – 24 hours a day, 365 days a year.



The advantages at a glance



Evaporator and refrigeration system are located in the upper area of the appliance, resulting in **increased net volume**. The hinged detachable unit cover panel provides easy access during servicing or cleaning.

Demand-responsive, energy-efficient hot gas defrost system ensures fast, fully automatic defrosting in approx. 10 minutes. That reduces temperature fluctuations and ensures product storage in constant conditions.

To **increase the net volume** of the inner liner, functional parts like fans and evaporators are located outside the fridge compartment to save space.

Two quiet and energy-efficient fans ensure optimum refrigeration quality with an indirect air-ducting system. This prevents a direct flow of cold air over the products and protects the surface of sensitive items.

The **natural refrigerant R 290** is environmental-friendly and, in conjunction with highly efficient compressors, very energy-efficient.

Setting option for three air humidity ranges to ensure **the best storage conditions** for different products.

Up to **83 mm thick insulation** with CFC free cyclopentane foam reduces thermal loss and supports the excellent energy-efficiency of the appliances.



Easy-to-clean **flour-dust filter** protects the functional parts from flour and dust deposits and increases the service life of the appliances (available as an accessory).



Moulded 304-grade stainless steel inner liner with generously radiused corners and a 3/4" cleaning drain in the liner base for easy cleaning.



The **foot pedal opener** allows easy hands-free opening of the door (available as an accessory).



With help from the **SuperCool** and **SuperFrost** buttons, goods can be cooled as quickly as possible (for max. 1hr depending on the quantity). This is helpful for example if these are within the permissible maximum temperature due to transport.



The **wire-on-tube condenser** with **removable filter** is perfectly designed for the conditions in bakeries and patisseries. The refrigerating capacity can be preserved for years with a minimum amount of maintenance.

The **cataphoretic-coated evaporator** provides protection against particularly aggressive and corrosive substances found in bakeries and this is an example of the attention to detail which goes to make Liebherr appliances reliable and long-lasting.

Precision electronic control systems in conjunction with high-quality refrigeration components for minimal energy consumption. Visual and audible door opening and temperature alarms alert the user to prevent any excessive rise in temperature and unnecessary loss of cold air.



The **unit compartment cover** with membrane control panel and the door both feature a seamless design which makes them very easy to clean.

Full-height **handle integrated in the door** is practical, easy to grip and above all, very straightforward to keep clean.



When a fridge or freezer door is opened, a **vacuum** is built up which makes it hard to reopen the door. This problem is solved by the **integrated pressure relief valve** which quickly equalises the vacuum.

Plug-in door seal can be replaced quickly and easily.



The door hinges are **reversible without any additional parts** and allow the appliances to be easily adapted to the installation site.



Self-closing door with **removable magnetic gasket** closes automatically from 60° opening angle, prevents loss of cold air and guarantees optimum product storage conditions. The doors remain open at 90° for loading.



Appliances are designed for **high ambient temperatures** (+10°C to +40°C) and guarantee efficiency and cost effectiveness even in extreme temperature conditions, such as in a hot bakery.

Height-adjustable stainless steel legs adjustable from 120 mm to 170 mm allow for easy cleaning also underneath the appliance. Castors are also available as an option.

BKPv 8470

Quality right down to the smallest detail

Liebherr fridges and freezers compliant with the ProfiLine bakery standard combine many convenient features to simplify your daily work. The high-performance forced-air system and the precision electronic controller enable exact temperature control as well as constant and homogeneous product cooling – to ensure perfect quality during storage.



Special air-ducting system, maximum insert options.
Two highly efficient and energy-saving fans ensure an optimum refrigerating effect in the interior using an indirect air-ducting system. This prevents the direct flow of cold air over sensitive products which could affect the quality of cakes, pies or doughs. As standard, the appliances are equipped with the maximum number of trayslides for bakery standard trays, at no further cost.



Euronorm bakers trays.
These bakery cabinets and the internal fittings are designed for use with 60 cm x 40 cm or 60 cm x 80 cm baking trays, depending on the appliance size.

Wide temperature range for flexibility.
The temperature ranges can be set individually from -5°C to +15°C and from -10°C to -35°C. That enables maximum flexibility depending on the application or products to be stored – and always ensures perfect refrigeration quality.

Choice of three air humidity ranges.
With three selectable humidity ranges, the appliances can be set to provide ideal storage conditions for a variety of such as chocolate, icing or dough, thus ensuring that they are stored in optimum conditions and their quality is preserved.

Energy-efficient hot gas.
Defrost less often and faster: the appliances defrost only when required since the electronic control system calculates the optimum defrost cycles based on the compressor run-time. Energy-efficient hot gas reduces the defrost time from approx. 30 to only approx. 10 minutes – with a low rise in temperature in the appliance. Positive for food quality: food items are not exposed to unnecessary temperature fluctuations.

Easy use – practical features.
For convenient use, the doors remain open at 90°, allowing easy loading and removal of larger product quantities. At less than 60° the doors close automatically by means of the magnetic seal – that prevents unnecessary loss of cold air. The sturdy foot pedal available as an accessory makes loading easier, if you don't have a hand free. The moulded 304-grade stainless steel inner liner is optimally designed for the insertion of bakery trays. The adjustable L-shaped trayslides allow easy insertion of 60 cm x 40 cm or 60 cm x 80 cm baking trays, depending on the appliance size. The inner liners are designed with generously radiused corners and a 3/4" cleaning drain in the liner base and are easy to clean. The door hinges on all appliances can easily be reversed.

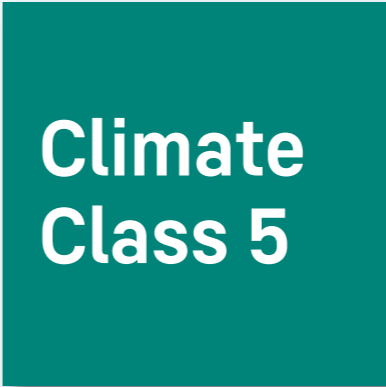
Bakery



Designed for high ambient temperatures.
With 82 mm insulation and heavy-duty refrigeration system the bakery models will operate reliably in ambient temperatures from +10°C to + 40°C. Therefore they are ideally suited for professional use – for example in bakeries.



Reversible door hinges.
The door hinges can easily be reversed without any additional parts to adapt the appliances to the installation site.



Optimum refrigerating capacity – anywhere.
The appliances are designed for ambient temperatures from +10°C to +40°C, so they are optimally suited for use in a hot bakery or in branch stores – they always provide optimum refrigerating capacity. The refrigeration system and its components are fully compatible to meet demanding practical requirements with many door opening cycles.



Precision ProfiLine electronic control system for energy efficiency.
The easy-to-use electronic control system with default temperature range and humidity control programs allows accurate temperature setting. In addition, it ensures that the appliances defrost only as required, which helps to maintain good energy efficiency. In case of temperature deviations, caused e.g. by a door that is open a long time, the electronic control system triggers a visual and audible door alarm, thus protecting the products. The membrane keyboard on the electronic control system is dirt resistant and easy to clean.



Fridges for bakery trays
with fan-assisted cooling

	BKPv 8470 ProfiLine	BKPv 6570 ProfiLine
Total gross /net volume	856/677 litre	602/365 litre
Exterior dimensions in mm (w/d/h)	790/980/2120	700/830/2120
Interior dimensions in mm (w/d/h)	609/800/1550	410/650/1550
Energy efficiency class ¹		
Energy consumption in 365 days	765 kWh	542 kWh
Climate rating	5	5
Ambient temperature range ²	+10 °C to +40 °C	+10 °C to +40 °C
Refrigerant	R 290	R 290
Sound power level	58 dB(A)	58 dB(A)
Connection rating	4.0 A/350 W	4.0 A/250 W
Frequency /voltage	50 Hz/220–240V~	50 Hz/220–240V~
Cooling system	forced-air	forced-air
Defrost	automatic	automatic
Temperature range	–5 °C to +15 °C	–5 °C to +15 °C
Bakery standard	600 × 800 mm (600 mm wide)	400 × 600 mm (400 mm wide)
External cabinet finish	stainless steel	stainless steel
Door material	stainless steel	stainless steel
Internal liner material	304-grade stainless steel	304-grade stainless steel
Type of control	electronic controller	electronic controller
Temperature display	external digital	external digital
Fault: warning signal	visual and audible	visual and audible
Interface	RS 485 optional	RS 485 optional
Adjustable shelves	25	20
Shelf material	stainless steel L-shaped trayslides	stainless steel L-shaped trayslides
Height of adjustable legs	120–170 mm	120–170 mm
Handle	full-length integrated handle	full-length integrated handle
Lock	fitted	fitted
Self-closing door	yes	yes
Door hinges	right, reversible on site	right, reversible on site
Insulation	83–60 mm	83–60 mm
Gross /net weight	171/152 kg	143/127 kg
Also available in white as	BKPv 8420	BKPv 6520
Accessories		
Optional castor set	9590581	9590581
Foot pedal opener	9590659	9590659
Flour-dust filter	9590247	9590247
RS 485 interface converter	9086860	9086860
Side-by-Side set		9901969
Potential-free alarm output	9592748	9592748



Freezers for bakery trays
with fan-assisted cooling

	BGPv 8470 ProfiLine	No Frost	BGPv 6570 ProfiLine	No Frost
Total gross /net volume	856/677 litre		602/365 litre	
Exterior dimensions in mm (w/d/h)	790/980/2120		700/830/2120	
Interior dimensions in mm (w/d/h)	609/800/1550		516/650/1550	
Energy efficiency class ¹				
Energy consumption in 365 days	1997 kWh		1874 kWh	
Climate rating	5		5	
Ambient temperature range ²	+10 °C to +40 °C		+10 °C to +40 °C	
Refrigerant	R 290		R 290	
Sound power level	60 dB(A)		60 dB(A)	
Connection rating	4.0 A/350 W		4.0 A/300 W	
Frequency /voltage	50 Hz/220–240V~		50 Hz/220–240V~	
Cooling system	forced-air		forced-air	
Defrost	automatic		automatic	
Temperature range	–10 °C to –35 °C		–10 °C to –35 °C	
Bakery standard	600 × 800 mm (600 mm wide)		400 × 600 mm (400 mm wide)	
External cabinet finish	stainless steel		stainless steel	
Door material	stainless steel		stainless steel	
Internal liner material	304-grade stainless steel		304-grade stainless steel	
Type of control	electronic controller		electronic controller	
Temperature display	external digital		external digital	
Fault: warning signal	visual and audible		visual and audible	
Interface	RS 485 optional		RS 485 optional	
Shelves, freezer compartment	25		20	
Shelf material	stainless steel L-shaped trayslides		stainless steel L-shaped trayslides	
Height of adjustable legs	120–170 mm		120–170 mm	
Handle	full-length integrated handle		full-length integrated handle	
Lock	fitted		fitted	
Self-closing door	yes		yes	
Door hinges	right, reversible on site		right, reversible on site	
Insulation	83–60 mm		83–60 mm	
Gross /net weight	172/153 kg		153/136 kg	
Also available in white as	BGPv 8420		BGPv 6520	
Accessories				
Optional castor set	9590581		9590581	
Foot pedal opener	9590659		9590659	
Flour-dust filter	9590247		9590247	
RS 485 interface converter	9086860		9086860	
Potential-free alarm output	9592746		9592746	

¹ You can find the full range of efficiency classes on p.11. As per EU Regulation 2015/1094-IV.
² Indicates the ambient temperature at which the appliance can be safely operated.

The advantages at a glance



Choice of **two humidity settings** in BKv for perfect storage conditions for different products.

The **Liebherr air-ducting system** with a highly efficient fan ensures optimum refrigeration quality and reduces energy consumption. The fan stops when the door is opened, which reduces the loss of cold air and promotes energy efficiency.




Low energy consumption thanks to 60 mm insulation with cyclopentane foam (CFC free).



The **10 pairs of L-shaped trayslides** at increments of 25 mm offer a high degree of flexibility and enable maximum use of the interior.



The seamlessly **moulded tough commercial-grade polystyrol inner liner** with generously radiused corners is easy to clean and enables perfect hygiene.



Adjustable legs (105 mm – 150 mm), available as an accessory, ensure easy cleaning also underneath the appliance.



BKv 5040

The **natural refrigerants R 290** and **R 600a** are environmentally friendly, and in conjunction with highly-efficient compressors, very energy-efficient.

The **mechanical control system** with a digital temperature display is reliable and easy to use.

High refrigerating capacity designed for ambient temperatures from +10°C to +40°C ensures reliable operation all working conditions, for example in hot bakeries, patisseries or retail stores.

The **large surface-area evaporator (BKv 5040)** enables fast product cooling and high humidity, which prolongs the product storage life. A low humidity setting is available where required.



The **door hinges are reversible** (without any additional parts) and allow the appliances to be adapted on site.



After a freezer door is opened, a **vacuum** is built up by **air exchange** – with the effect that the door is difficult to reopen immediately afterwards. The integrated pressure relief valve on the BG 5040 quickly equalises the vacuum, so the door can be reopened easily.

Smart Frost

The **energy-efficient SmartFrost technology** (BG 5040) reduces frosting on the interior and frozen products, reduces the need for defrosting, and ensures homogeneous cooling.

Quality right down to the smallest detail

The quality and efficiency of professional fridges and freezers are decisive factors for successful use. With BKv 5040 and BG 5040, Liebherr offers two more appliances for special requirements in bakeries and patisseries: The models provide perfect refrigerating capacity thanks to optimised insulation and the fan-assisted cooling system. They are designed for ambient temperatures from +10°C to +40°C with simple and reliable controls for trouble-free use. The moulded one-piece liner guarantees easy cleaning for perfect hygiene.



60 x 40 cm trays for use in bakeries and patisseries.

With 321 / 486 L net capacities and a cost-effective design, these two models provide ideal solutions for a wide range of storage requirements.

Perfect storage conditions.

The BKv 5040 has two humidity settings to allow use for a variety of different products.

Perfect refrigerating capacity.

The appliances are designed for ambient temperatures from +10°C to +40°C, so they are suited for use in a hot bakery or in branch stores with frequent door openings. The refrigeration system is well-balanced designed to meet demanding practical requirements.



Easy use – shelf removal at 90° door opening.

Sturdy L-shaped trayslides.

The extra strong trayslides with shelf positions for up to 22 trays (60 cm x 40 cm), enable neat storage of refrigerated or frozen products. The appliances come with 10 pairs of trayslides. They are adjustable in increments of 25 mm and enable flexible use of the interior as required.

Easy-care inner liner.

The moulded inner liner in tough, commercial-grade polystyrol with generously radiused corners enables easy, perfect hygienic cleaning.

[illegible]

1 You can find the full range of efficiency classes on p.11. As per EU Regulation 2015/1094-IV.
2 Indicates the ambient temperature at which the appliance can be safely operated.

Section: Fridges and freezers for bakery trays with fan-assisted cooling and stainless steel inner liner BKPv/BGPv

Side-by-Side set

The Side-by-Side set is easy to fit and enables the convenient use of two or more appliances next to one another and also allows their arrangement in a visually appealing manner. Furthermore, the Side-by-Side set prevents condensation and ice formation between two appliances which, without the Side-by-Side set, would otherwise be positioned next to one another.



Potential-free alarm output

The potential-free alarm output enables alarm forwarding to a central monitoring system. If the interior temperature exceeds +15 °C (fridge accessory 9592748) or -10 °C (freezer accessory 9592746) or the door is open for more than 5 minutes, the alarm is triggered. This ensures rapid intervention and therefore optimum storage. Max. connection values: 42V/8A from safety extra-low voltage (SELV).



Optional castor set

The sturdy castors (diameter 100 mm) allow the appliances to be moved easily and make it easy to clean the floor underneath the appliances. Two castors are equipped with brakes.



Foot pedal opener

If you don't have a hand free, you can conveniently open the door with the foot pedal opener available as an accessory.



Flour-dust filter

The flour-dust filter protects refrigeration components from dust deposits, for example caused by floured dough, thus avoiding potentially costly service calls. After installation, the integrated metal filter mat can be removed and cleaned without any tools. Can be cleaned in a dishwasher at 50°C.



Section: Fridges and freezers for bakery trays with polystyrol inner liner BKv/BG

L-shaped trayslides

Additional L-shaped trayslides (60 cm x 40 cm) are available.



Castor base

With a height of 125 mm, the sturdy castor base makes it easier to move appliances from place to place whenever required. A sturdy quality accessory designed to last.



Adjustable legs

The height-adjustable legs (105–150 mm) allow plenty of clearance for easy and convenient underneath the appliance for when day-to-day hygiene is particularly important.



Lock

The appliances are equipped with standard locks. Several appliances can be locked with one key. Additional lock barrels with up to ten different keys are available.



Fridges for the beverage industry

Our new generation of bottle cooler is here: merchandise coolers from Liebherr. The appliances come with specific extras for fulfilling all requirements in terms of refrigeration, optimum product display and ergonomic handling. In short, they offer optimal and efficient cooling of beverages, ideal storage and presentation of goods – and all this in robust and energy-saving appliances designed for continuous use. The new merchandise coolers: the focus here is on cooling, efficiency, and on your products – guaranteed.



Increase awareness of your brand

With an individually designed brand look or with special features, Liebherr appliances meet nearly every requirement. The wide selection of models and a versatile accessory range make it easy to find the perfect solution for every application.



Direct digital printing: How to inspire customers with your brands

A wide range of possibilities: Direct digital printing allows your advertising message or motif to be printed directly onto the housing. It enables you to expertly draw attention to your company or your brands, whether in the form of a realistic photographic representation of the product, an artistic motif or a perfectly presented company logo. We can also produce in small quantities – completely custom-made. We use the CMYK colour model, the currently standard system for digital four-colour printing.

Benefits at a glance:

- Visual refinement of the appliances using colour brilliance, high resolution, depth of field and three-dimensional rendition
- Individual and flexible design for effective advertising messages
- Increase brand awareness and increase turnover
- 180° branding: The design is printed directly onto the surface with an exact fit and over the entire surface, and is guided over the edges of the appliance
- Easy to clean, and resistant to both scratches and UV light
- Available in small quantities
- Resilient branding: Neither accidental nor intentional removal is possible
- To protect the design: Appliance is delivered with foil



Closed rear wall

The closed rear wall which is available as an option (depending on the version) makes the appliance ideal for freestanding use. It blends in more harmoniously with its surroundings when installed, and also gives you the option of placing advertising messages across the entire surface of the appliance.

360° presentation:

Thanks to the 360° design options you can communicate creative and effective messages over the entire surface of the appliance, whether it's a realistic photographic representation of the product, an artistic motif or a perfectly presented company logo.

Your branding in the right light



Individual colour scheme

Design your appliance as you like! The extraordinary direct digital printing branding options allow us to individually customise appliances at the factory in the style specified by the customer. We can therefore meet almost every requirement and fulfil almost every intended use.



Glass door branding

Vinyls with individually designed motifs can be applied to the glass door. They are also available as "non-permanent" stickers which can completely be removed without difficulty at any time.



LED lighting integrated into the glass door

An individual motif can be engraved on the inside of the glass door and illuminated with LEDs. Only the motif is illuminated so that it stands out very impressively. The engraving is set between the two panes of glass (suitable for FKv 50 and FKv 30 appliances).



Lenticular methods

3D effect

3D branding

3D branding gives an appliance an extraordinarily attractive appearance and gives creative imagery brand new possibilities. High quality adhesive labels can be printed in 3D using a special method called lenticular printing. We also use different levels and layers of printing on the glazing, which, combined with the right backlighting, produces a 3D effect. This makes every appliance an eye-catcher in its own right and activates the impulse to buy.



PVC label

This very widely used and hitherto most common technique involves applying the desired subject onto a suitable adhesive label (mostly PVC film), depending on the number of pieces and motif. This is fitted accurately onto the foamed chest or cabinet housing.

The advantages at a glance



The **reversible door hinges** allow adaptation to the installation site.

The **automatic fan cut-out switch** minimises the loss of air when the door is open.



Forced-air cooling system ensures that drinks are chilled rapidly to serving temperature and that the temperature remains uniform throughout the interior.



The **moulded polystyrol inner liner** is odourless, very sturdy, durable and ensures perfect hygiene thanks to the generously radiused, easy-to-clean corners.




The **LED interior light with a separate switch** is energy-efficient and is designed to provide excellent product presentation without being unpleasantly bright.

The **powder-coated steel housing** features a seamless design and is extremely sturdy, impact-resistant and easy-to-clean as a result. The full height side walls can be individually designed according to customer specifications and used for branding purposes.

RoHS and WEEE conformity by using environmentally-friendly materials combined with optimal recyclability.

The natural and **CFC free refrigerant R 600a** is environmentally-friendly and, in conjunction with highly efficient compressors, very energy-efficient.



FKDv 4513

LED display is sure to attract attention to the contents. The display panel can be used for customised branding.



The **adjustable temperature range** allows individual temperature control.

The doors have **easily removable gaskets** for improved hygiene.

Design and functionality ingeniously combined: the HardLine design featuring side contour edges is a stylish up-market alternative for presenting your products.



The **door handle** is stylish but tough.



The **glass door** provides a perfect overview, ensures optimum energy efficiency and supports high-impact product presentation. The unique one-piece door frame combines clean looks with maximum stability.



The sturdy **grid shelves** are easy to adjust and make the interior **highly variable**. It can be adjusted to different sizes of containers or bottles to ensure best possible use. The **pull-out stop in the middle of the grid shelves** ensures your products are stored safely – it is not possible to accidentally pull it out. The **strengthening bar on the grid shelf** also protects the products and marks where the products are placed.

The **high-performance insulation** lowers energy consumption.



Beverages

Quality right down to the smallest detail

Liebherr display fridges provide ideal conditions for high-impact and promotional product presentation. From the LED display to the LED interior lighting (with on/off switch) to the variable interior, these appliances offer many possibilities to perfectly present

the products. The display can be individually designed with attractive branding options. Height-adjustable wire shelves enable flexible adaptation to different bottle sizes and packages. The powerful cooling system ensures rapid chilling for busy locations.

Eye-catching illuminated display.

Liebherr offers several solutions for drawing more attention to appliances, products and your brands. The illuminated display surface can be branded to customer specification. Four different display options are available:

- The illuminated but transparent LightGuide display (FKDv 4523) installed on the door interior. This enables clear product visibility, whilst bringing your illuminated brand logo into focus.
- The edge-lit LightGuide display on the exterior of the door (FKDv 4513), which highlights your branding and really gets it noticed. This slim LightGuide panel uniformly illuminates the entire display surface. No separate power supply is required for the lighting.
- A customised sticker attached to the interior of the door (FKDv 4503), which is vividly illuminated by the ceiling lighting.
- The striking LED-backlit display (FKDv 4203/4211/4213), which promotes a high degree of brand awareness.



LED interior lighting.

The LED interior lighting (with on/off switch) is energy-efficient and places your products in the limelight for optimum presentation. The lighting options available are as follows:

- The LED vertical lighting to both sides which uses lighting accents to optimally display and attract attention to the products. This stylish interior illumination can be used to underscore the exclusivity of your products (FKDv 4523).
- The LED vertical lighting to one side which guarantees excellent product presentation (FKDv 4211/4213/4503/4513).
- The compact LED ceiling lighting, which provides accentuated illumination of the interior from above (FKDv 4203/4503).

Improved grid shelves.

Safely stored: The plastic-coated grid shelves are abrasion-resistant, height-adjustable and allow the interior to be used in different ways. The close-mesh grids can be loaded with up to 60 kg. This ensures that the various bottles and containers can stand securely. The pull-out stop in the middle of the grids prevents them from being accidentally pulled out entirely and the products falling out. The front bar on the front edge of the grids also provides additional support and, at the same time, marks the area where products are placed – ensuring good presentation.



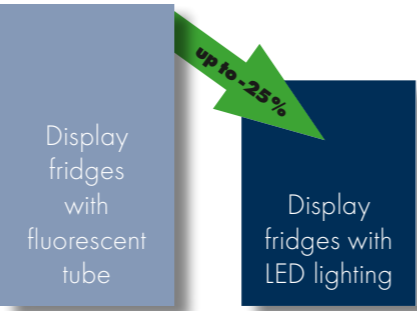
Beverages



Forced air cooling system.

Fan-assisted cooling system ensures that products are chilled quickly and that the temperature is distributed evenly even throughout the interior. The automatic fan cut-out switch minimises the loss of cold air when the door is open (without FKDv 4523).

Energy consumption in 24 h
with lighting switched on



Optimum energy efficiency, low operating costs.

All of the display coolers use innovative LED lighting. The use of highly efficient LED lighting reduces the total energy consumption by 13 to 25 percent with the lighting switched on compared to similar models with fluorescent tubes. That lowers operating costs significantly – and the higher price of LED lighting is recovered in a very short time.



Special optional features available on customer-specific variants

Electronic Monitoring System.

The EMS controls, which come as standard with the FKDv 4523 (and is optionally available on the other display fridges), offer highly convenient technology for even greater energy efficiency. For example, the system detects door opening cycles and movements in front of the appliance. The refrigeration technology responds to these by adapting the cooling capacity and, in combination with a 'light off' function, this significantly reduces energy consumption.



Maximised product visibility.

The full-height glass door improves product visibility. Furthermore, the cabinet configuration with this door design increases available net volumes. The special glass provides good insulation and helps to enhance the energy efficiency of the appliance (FKDv 4503/4513/4523).



Display fridges with glass doors and fan-assisted cooling	FKDv 4523 PremiumPlus	FKDv 4523 vers. 875 PremiumPlus	FKDv 4513 Premium	FKDv 4503 Premium	FKDv 4213 Comfort	FKDv 4211 Comfort	FKDv 4203 Comfort
	LED	LED	LED	LED	LED	LED	LED
Gross volume	441 litre	441 litre	441 litre	441 litre	403 litre	387 litre	403 litre
Exterior dimensions in mm (w/d/h)	600/696/2027	600/696/2027	600/696/2027	600/696/2027	600/687/2010	600/687/2010	600/687/2010
Interior dimensions in mm (w/d/h)	456/516/1804	456/516/1804	456/516/1804	456/516/1800	456/516/1660	456/516/1660	456/516/1660
Energy efficiency class ¹							
Energy consumption in 365 days ²	687 kWh	680 kWh	580 kWh	614 kWh	547 kWh	472 kWh	527 kWh
Climate rating/Temperature class	CC2/K4	CC2/K4	CC2/K4	CC2/K4	CC2/K4	CC2/K4	CC2/K4
Ambient temperature range ³	+10 °C to +40 °C	+10 °C to +40 °C	+10 °C to +40 °C	+10 °C to +40 °C	+10 °C to +40 °C	+10 °C to +40 °C	+10 °C to +40 °C
Refrigerant	R 600a	R 600a	R 600a	R 600a	R 600a	R 600a	R 600a
Sound power level	52 dB(A)	52 dB(A)	52 dB(A)	52 dB(A)	52 dB(A)	52 dB(A)	52 dB(A)
Connection rating	1.5 A/150 W	1.5 A/150 W	1.5 A/150 W	1.5 A/150 W	1.5 A/150 W	1.5 A/150 W	1.5 A/150 W
Frequency/voltage	50 Hz/220–240V~	50 Hz/220–240V~	50 Hz/220–240V~	50 Hz/220–240V~	50 Hz/220–240V~	50 Hz/220–240V~	50 Hz/220–240V~
Cooling system/Defrost	forced-air/automatic	forced-air/automatic	forced-air/automatic	forced-air/automatic	forced-air/automatic	forced-air/automatic	forced-air/automatic
Temperature range	+2 °C to +12 °C	+2 °C to +12 °C	+2 °C to +12 °C	+2 °C to +12 °C	+2 °C to +12 °C	+2 °C to +12 °C	+2 °C to +12 °C
External cabinet finish	steel/black	steel/black	steel/grey	steel/grey	steel/white	steel/white	steel/white
Door material	glass door	glass door	glass door	glass door	glass door	steel	glass door
Internal liner material	moulded polystyrol (silver)	moulded polystyrol (silver)	commercial grade moulded polystyrol	commercial grade moulded polystyrol	commercial grade moulded polystyrol	commercial grade moulded polystyrol	commercial grade moulded polystyrol
Type of control/Temperature display	electronic controller/internal digital	analogue control/internal analogue	analogue control/internal analogue	analogue control/internal analogue	analogue control/internal analogue	analogue control/internal analogue	analogue control/internal analogue
Interior light	LED vertical lighting to both sides, in parallel with the display	LED vertical lighting to both sides, in parallel with the display	LED vertical lighting, switched in parallel with display	LED ceiling- and vertical lighting	LED vertical lighting, switched in parallel with display	LED vertical lighting, switched in parallel with display	LED horizontal lighting, switched in parallel with display
Adjustable shelves	6	6	6	6	5	5	5
Shelf material	wire shelves plastic-coated	wire shelves plastic-coated	wire shelves plastic-coated	wire shelves plastic-coated	wire shelves plastic-coated	wire shelves plastic-coated	wire shelves plastic-coated
Loading capacity 0.5L PET/facings 0.5L PET	304/7	304/7	304/7	304/7	256/7	256/7	256/7
Loading capacity 0.33L can/facings 0.33L can	608/7	608/7	608/7	608/7	512/7	512/7	512/7
Shelf loading	45 kg	45 kg	45 kg	45 kg	45 kg	45 kg	45 kg
Handle	Heavy-duty aluminium handle	Heavy-duty aluminium handle	Heavy-duty aluminium handle	Heavy-duty aluminium handle	ergonomic slimline handle	ergonomic slimline handle	ergonomic slimline handle
Lock	fitted	fitted		fitted	fitted	fitted	fitted
Self-closing door	yes	yes	yes	yes			
Door hinges	right, reversible on site	right, reversible on site	right, reversible on site	right, reversible on site	right, reversible on site	right, reversible on site	right, reversible on site
Gross/net weight	94/85.6 kg	94/88 kg	93/86 kg	92/86 kg	85/79 kg	73/68 kg	85/78 kg
Also available in black as					FKDv 4213 version 744		
Accessories							
Grid shelf in grey/black/white	7113221/7113235/7113308	7113221/7113235/7113308	7113221/7113235/7113308	7113221/7113235/7113308	7113221/7113235/7113308	7113221/7113235/7113308	7113221/7113235/7113308
Base grid in grey/black/white	7113243/7113239/7113312	7113243/7113239/7113312	7113243/7113239/7113312	7113243/7113239/7113312	7113243/7113239/7113312	7113243/7113239/7113312	7113243/7113239/7113312
Wooden grid	7114000	7114000	7114000	7114000	7114000	7114000	7114000
Perforated shelf cover	7746314	7746314	7746314	7746314	7746314	7746314	7746314
Flexible scanner rail for shelves	7435208	7435208	7435208	7435208	7435208	7435208	7435208
Gravity feed shelf on telescopic runners	9007659	9007659	9007659	9007659	9007659	9007659	9007659
Gravity feed shelf without runners	9007045	9007045	9007045	9007045	9007045	9007045	9007045
Protection bracket	7790671	7790671	7790671	7790671	7790603	7790603	7790603
Castors for the protection bracket	7790761	7790761	7790761	7790761	7790761	7790761	7790761
Lock/Additional lock barrel			9590067		on request	on request	on request
Side-by-Side set	9902462	9902462			9902275	9902275	9902275

¹ You can find the full range of efficiency classes on p.10. As per EU Regulation 2019/2018.
² Measured as per EN 16902:2016.
³ Indicates the ambient temperature at which the appliance can be safely operated.

The advantages at a glance



The **electronic controller** is integrated flush in the door and informs you of the interior temperature to the precise degree. Read off the set temperature from the **digital temperature display** simply and to the precise degree – without battery changes.

Natural and efficient: **The refrigerant R 600a** in conjunction with highly efficient compressors has an extremely high performance level and is also future-proof thanks to its low potential for greenhouse gas emissions.




The **LED lighting columns** are attached on the sides and dimmable. They illuminate the **upper and lower area** of the interior in a pleasant light.

The smooth, **seamless interior container** with large corner radii is particular easy to clean. This prevents odours building up in the interior.

The optional, **closed rear wall** means that the appliance can stand freely in the room – perfect for 360° branding.

You can design the **housing** individually according to your requirements. It is robust, impact-resistant and easy to clean.



The **grid shelves** are height-adjustable with a great load capacity. The **pull-out stop** enhances safety as it prevents units being pulled out inadvertently.

The **adjustable feet and wheels** can be mounted quickly for transport purposes. They also allow the floor below the appliances to be cleaned in a convenient and easy manner.



The optimum temperature can be set for every type of beverage thanks to the **expanded temperature range** from **-2 °C to +15 °C**.

The **electronic lock** can be opened and closed with the **remote control**. This unit works with several appliances.

The reversible **door hinge** allows you to fill or empty your appliance easily wherever it is set up.



Optimum energy efficiency. The **Eco mode** significantly reduces power consumption and thus helps to keep your electricity costs low.

The **recessed grip** enables you to open and close the door in a very comfortable manner. Nothing protrudes. A huge advantage when space is at a premium.



The **dynamic cooling system** with fan rapidly cools the goods and ensures an almost constant temperature distribution in the interior.



The **single-pane safety glass** doors are highly shatter-proof. The sparing use of aluminium profiles in the frame means that the presentation area is particularly large.



Save time and money. You can replace the **plug-in door gaskets** quickly and simply yourself. No tools or technician's appointment required.

The **door closes from an angle of <90°** fully automatically and prevents cold air from escaping. The door stays open at an angle of more than 90° so that you can empty and fill the appliance conveniently.

Quality right down to the smallest detail

Beverages sell in greater numbers if they not only taste good but also look good. With its high-quality design and the classy LED interior lighting, the new Liebherr bottle cooler will whet appetites for refreshment. It also has impressively efficient and environmentally friendly cooling technology with low energy costs. The single-pane safety glass doors

enable your customers to see the goods clearly and are also very shatter-proof. Height-adjustable grid shelves enable you to place goods exactly where your customers can see them best.




Remote security.

You can operate the electronic door lock conveniently via remote control. For example, from the cash desk to open an appliance and then close it again securely. You can save a lot of time in this way as this works for several appliances simultaneously. In the event of an emergency, you can of course still open the door directly on the appliance.



Smart networking.

Connected with maximum security: SmartMonitoring from Liebherr continuously documents the temperature in your appliance and sends alarms in the event of any deviations from the settings. The digital monitoring solution can be used as an option and can also be retrofitted to older appliances.



Saves resources and money.

Eco mode reduces energy consumption and lowers costs. To achieve this, the appliance increases the temperature during periods when it is not in use, for example at night. You can choose between two levels: In Eco mode, the light in the fridge remains switched on; it is switched off in EcoPlus mode.



A visible sales booster.

Drinks in, spot light on: two vertical lighting columns pleasantly illuminate the appliance interior. This gives your customers an optimum view of the goods and whets their appetite for your products.



Convenience at your fingertips.

Read out the appliance status from the user interface integrated flush in the door without needing to open it. The menu guidance is self-explanatory and is controlled by three touch buttons. The optional LAN/WLAN interface also enables you to connect your cooling appliance with your SmartMonitoring solution.



Self-closing door.

An appliance door that simplifies your work processes and that closes automatically from an opening angle of up to 90°, thereby preventing the fridge or freezer being left open inadvertently. This keeps the interior temperature stable and the quality of the stored goods is maintained. The door remains open from an angle of 90° and you can empty or fill the appliance conveniently.



Fridges with fan-assisted cooling	MRFvg 4011 Perfection	MRFvg 3511 Perfection	MRFvg 4001 Perfection	MRFvg 3501 Perfection
	LED	LED	LED	LED
Gross volume	400 litre	347 litre	377 litre	327 litre
Exterior dimensions in mm (w/d/h)	597/654/1884	597/654/1684	597/654/1884	597/654/1684
Interior dimensions in mm (w/d/h)	475/423/1659	475/423/1459	475/423/1659	475/423/1459
Energy efficiency class ¹	C	C	C	C
Energy consumption in 365 days ²	433 kWh	390 kWh	374 kWh	352 kWh
Climate rating / Temperature class	CC2/K2	CC2/K2	CC3/K4	CC3/K4
Ambient temperature range ³	+10 °C to +40 °C	+10 °C to +40 °C	+10 °C to +40 °C	+10 °C to +40 °C
Refrigerant	R 600a	R 600a	R 600a	R 600a
Sound power level	50 dB(A)	50 dB(A)	50 dB(A)	50 dB(A)
Connection rating	2.0 A	2.0 A	2.0 A	2.0 A
Frequency / voltage	50 Hz / 220 – 240V~	50 Hz / 220 – 240V~	50 Hz / 220 – 240V~	50 Hz / 220 – 240V~
Cooling system / Defrost	forced-air / automatic	forced-air / automatic	forced-air / automatic	forced-air / automatic
Temperature range	–2 °C to +15 °C	–2 °C to +15 °C	–2 °C to +15 °C	–2 °C to +15 °C
External cabinet finish	steel / black	steel / black	steel / black	steel / black
Door material	glass door	glass door	steel	steel
Internal liner material	moulded polystyrol (silver)	moulded polystyrol (silver)	moulded polystyrol (silver)	moulded polystyrol (silver)
Type of control / Temperature display	electronic controller / external digital	electronic controller / external digital	electronic controller / external digital	electronic controller / external digital
Interior light	LED lighting column, both sides, dimmable	LED lighting column, both sides, dimmable	LED ceiling lighting, dimmable	LED ceiling lighting, dimmable
Adjustable shelves	5	4	5	4
Shelf material	wire shelves plastic-coated	wire shelves plastic-coated	wire shelves plastic-coated	wire shelves plastic-coated
Loading capacity 0.5L PET / facings 0.5L PET	253/7	207/7	253/7	207/7
Loading capacity 0.33L can / facings 0.33L can	506/7	414/7	506/7	414/7
Shelf loading	45 kg	45 kg	45 kg	45 kg
Handle	recessed grip	recessed grip	recessed grip	recessed grip
Type of lock	electronic, with remote control	electronic, with remote control	electronic, with remote control	electronic, with remote control
Self-closing door	yes	yes	yes	yes
Door hinges	right, reversible on site	right, reversible on site	right, reversible on site	right, reversible on site
Gross / net weight	93/86 kg	78/74 kg	68/65 kg	63/58 kg
Accessories				
Grid shelf in grey / black / white	7113221/7113235/7113308	7113221/7113235/7113308	7113221/7113235/7113308	7113221/7113235/7113308
Base grid in grey / black / white	7113243/7113239/7113312	7113243/7113239/7113312	7113243/7113239/7113312	7113243/7113239/7113312
Gravity feed shelf: telescopic / fixed	9007659/9007045	9007659/9007045	9007659/9007045	9007659/9007045
Flexible scanner rail for shelves	7435208	7435208	7435208	7435208
Wooden grid	7114000	7114000	7114000	7114000
Perforated shelf cover	7746314	7746314	7746314	7746314
Digital input for electronic lock	9086958	9086958	9086958	9086958
Remote control	6123395	6123395	6123395	6123395
Optional castor set		9086926	9086926	9086926
Set of adjustable legs		9086924	9086924	9086924
Protection bracket	7790512	7790505	7790512	7790505
Castors for the protection bracket	7790761	7790761	7790761	7790761
Side-by-Side set in grey / black / white	9006973/9017744/9006786	9017742/9017743/9017739	9006973/9017744/9006786	9017742/9017743/9017739

¹ You can find the full range of efficiency classes on p.10. As per EU Regulation 2019/2018.
² Measured as per EN 16902:2016.
³ Indicates the ambient temperature at which the appliance can be safely operated.

Quality right down to the smallest detail

Our high-quality standards apply even to the smallest details. Which is why we examine all components down to the last detail when producing our new Merchandising Coolers. And that benefits you in your daily use of the appliances. It means that

as well as the optimised cooling system, the improved lighting, the sturdy grids or even the expanded glass surface in the door ensure energy efficient refrigeration, durability, ergonomic handling and that your products are well presented.



Product presentation.

Impressive staging: You now have a better view of cold drinks because the larger glass surface of the door displays the products to the customer so as to truly grab their attention. And in combination with the energy-saving LED lighting technology, which creates an optimally illuminated interior, provides the perfect stage for bottles and containers – encouraging customers to reach for the products.



Self-closing door/recessed grip/safety glass.

Efficient and safe: When opened at an angle of less than 90°, the self-closing mechanism closes the door, and this contributes to the energy-efficient operation of the appliances. If the opening angle is greater than 90°, the door stays open. This makes it easy, for example, to refill products. The door also has a recessed grip on the side for easy opening. No getting caught on the handle by accident. The tempered and shatter-proof safety glass ensures safety and stability.



Forced air cooling system.

Efficiency: The forced air cooling system with fan rapidly cools the freshly stored products and ensures an almost constant temperature distribution in the interior. When the door is opened, the automatic fan stop function minimises the outflow of cold air and therefore helps to save energy.



Ergonomics.

Nice and convenient: The door is very easy to open using the ergonomic recessed grip. Using the height-adjustable storage shelves, you can easily adjust the interior to suit the size of the bottle or container. This invites customers to reach for the product, and promotes sales. For ergonomic handling, the door also has a self-closing mechanism which supports energy-efficient operation: If the opening angle is less than 90°, the door closes by itself, if it is greater than 90°, it remains open. This is an advantage when filling the appliance.



Improved grid shelves.

Safely stored: The plastic-coated grid shelves are abrasion-resistant, height-adjustable and allow the interior to be used in different ways. The close-mesh grids can be loaded with up to 60 kg. This ensures that the various bottles and containers can stand securely. The pull-out stop in the middle of the grids prevents them from being accidentally pulled out entirely and the products falling out. The front bar on the front edge of the grids also provides additional support and, at the same time, marks the area where products are placed — ensuring good presentation.



Lighting.

Recognisable: The new lighting system comprising of an energy-saving LED ceiling light and vertical LED light column (also two light columns on the left and right as an option) means that the interior is optimally illuminated and you have the best possible view of your products.



Fridges with glass doors and fan-assisted cooling	MRFvd 5511 Performance	MRFvd 4011 vers. 744 Performance	MRFvd 3511 Performance	MRFvc 5511 Performance	MRFvc 4011 Performance	MRFvc 3511 Performance
	LED	LED	LED	LED	LED	LED
Gross volume	569 litre	400 litre	347 litre	569 litre	400 litre	347 litre
Exterior dimensions in mm (w/d/h)	747/769/1684	597/654/1884	597/654/1684	747/769/1684	597/654/1884	597/654/1684
Interior dimensions in mm (w/d/h)	625/536/1459	475/423/1659	475/423/1459	625/539/1459	475/423/1659	475/423/1459
Energy efficiency class ¹						
Energy consumption in 365 days ²	535 kWh	566 kWh	532 kWh	536 kWh	566 kWh	538 kWh
Climate rating/Temperature class	CC2/K4	CC2/K4	CC2/K4	CC2/K4	CC2/K4	CC2/K4
Ambient temperature range ³	+10 °C to +40 °C	+10 °C to +40 °C	+10 °C to +40 °C	+10 °C to +40 °C	+10 °C to +40 °C	+10 °C to +40 °C
Refrigerant	R 600a	R 600a	R 600a	R 600a	R 600a	R 600a
Sound power level	50 dB(A)	50 dB(A)	50 dB(A)	50 dB(A)	50 dB(A)	50 dB(A)
Connection rating	2.0 A	2.0 A	2.0 A	2.0 A	2.0 A	2.0 A
Frequency/voltage	50 Hz/220–240V~	50 Hz/220–240V~	50 Hz/220–240V~	50 Hz/220–240V~	50 Hz/220–240V~	50 Hz/220–240V~
Cooling system/Defrost	forced-air/automatic	forced-air/automatic	forced-air/automatic	forced-air/automatic	forced-air/automatic	forced-air/automatic
Temperature range	+1 °C to +15 °C	+1 °C to +15 °C	+1 °C to +15 °C	+2 °C to +9 °C	+2 °C to +9 °C	+2 °C to +9 °C
External cabinet finish	steel/grey	steel/black	steel/grey	steel/white	steel/white	steel/white
Door material	glass door	glass door	glass door	glass door	glass door	glass door
Internal liner material	commercial grade moulded polystyrol	moulded polystyrol (silver)	commercial grade moulded polystyrol	commercial grade moulded polystyrol	commercial grade moulded polystyrol	commercial grade moulded polystyrol
Type of control	analogue control	analogue control	analogue control	analogue control	analogue control	analogue control
Temperature display	external digital	external digital	external digital	internal analogue	internal analogue	internal analogue
Interior light	LED lighting column, left	LED lighting column, left	LED lighting column, left	LED ceiling lighting	LED ceiling lighting	LED ceiling lighting
Adjustable shelves	4	5	4	4	5	4
Shelf material	wire shelves plastic-coated	wire shelves plastic-coated	wire shelves plastic-coated	wire shelves plastic-coated	wire shelves plastic-coated	wire shelves plastic-coated
Loading capacity 0.5L PET/facings 0.5L PET	354/9	253/7	207/7	354/9	253/7	207/7
Loading capacity 0.33L can/facings 0.33L can	708/9	506/7	414/7	708/9	506/7	414/7
Shelf loading	60 kg	45 kg	45 kg	60 kg	45 kg	45 kg
Handle	recessed grip	recessed grip	recessed grip	recessed grip	recessed grip	recessed grip
Lock	fitted	fitted	fitted	fitted	fitted	fitted
Self-closing door	yes	yes	yes	yes	yes	yes
Door hinges	right, reversible on site	right, reversible on site	right, reversible on site	right, reversible on site	right, reversible on site	right, reversible on site
Gross/net weight	99/92 kg	85/78 kg	78/72 kg	97/92 kg	83/77 kg	76/71 kg
Also available as		MRFvd 4011 ver. 001 in grey MRFvd 4011 ver. 003 performance	MRFvd 3511 ver. 744 in black, silver interior MRFvd 3511 ver. 003 performance			
Accessories						
Grid shelf in grey/black/white	7113278/7113236/7113310	7113221/7113235/7113308	7113221/7113235/7113308	7113278/7113236/7113310	7113221/7113235/7113308	7113221/7113235/7113308
Base grid in grey/black/white	7113280/7113240/7113314	7113243/7113239/7113312	7113243/7113239/7113312	7113280/7113240/7113314	7113243/7113239/7113312	7113243/7113239/7113312
Gravity feed shelf: telescopic/fixed		9007659/9007045	9007659/9007045		9007659/9007045	9007659/9007045
Flexible scanner rail for shelves	7435210	7435208	7435208	7435210	7435208	7435208
Wooden grid		7114000	7114000		7114000	7114000
Perforated shelf cover		7746314	7746314		7746314	7746314
Optional castor set	9086926		9086926	9086926		9086926
Set of adjustable legs	9086924		9086924	9086924		9086924
Protection bracket	7790513	7790512	7790505	7790513	7790512	7790505
Castors for the protection bracket	7790761	7790761	7790761	7790761	7790761	7790761
Additional lock barrels	on request	on request	on request	on request	on request	on request

¹ You can find the full range of efficiency classes on p.10. As per EU Regulation 2019/2018.
² Measured as per EN 16902:2016.
³ Indicates the ambient temperature at which the appliance can be safely operated.



Fridges with solid doors and fan-assisted cooling	MRFvd 5501 Performance	MRFvd 4001 Performance	MRFvd 3501 Performance	MRFvc 5501 Performance	MRFvc 4001 Performance	MRFvc 3501 Performance
	LED	LED	LED			
Gross volume	544 litre	377 litre	327 litre	544 litre	377 litre	327 litre
Exterior dimensions in mm (w/d/h)	747/769/1684	597/654/1884	597/654/1684	747/769/1684	597/654/1884	597/654/1684
Interior dimensions in mm (w/d/h)	625/536/1459	475/423/1659	475/423/1459	625/539/1459	475/423/1659	475/423/1459
Energy efficiency class ¹	B	C	C	B	C	C
Energy consumption in 365 days ²	388 kWh	396 kWh	373 kWh	383 kWh	390 kWh	367 kWh
Climate rating/Temperature class	CC3/K4	CC3/K4	CC3/K4	CC3/K4	CC3/K4	CC3/K4
Ambient temperature range ³	+10 °C to +40 °C	+10 °C to +40 °C	+10 °C to +40 °C	+10 °C to +40 °C	+10 °C to +40 °C	+10 °C to +40 °C
Refrigerant	R 600a	R 600a	R 600a	R 600a	R 600a	R 600a
Sound power level	50 dB(A)	50 dB(A)	50 dB(A)	50 dB(A)	50 dB(A)	50 dB(A)
Connection rating	2.0 A	2.0 A	2.0 A	2.0 A	2.0 A	2.0 A
Frequency/voltage	50 Hz/220–240V~	50 Hz/220–240V~	50 Hz/220–240V~	50 Hz/220–240V~	50 Hz/220–240V~	50 Hz/220–240V~
Cooling system	forced-air	forced-air	forced-air	forced-air	forced-air	forced-air
Defrost	automatic	automatic	automatic	automatic	automatic	automatic
Temperature range	+1 °C to +15 °C	+1 °C to +15 °C	+1 °C to +15 °C	+2 °C to +9 °C	+2 °C to +9 °C	+2 °C to +9 °C
External cabinet finish	steel / grey	steel / grey	steel / grey	steel / white	steel / white	steel / white
Door material	steel	steel	steel	steel	steel	steel
Internal liner material	commercial grade moulded polystyrol	commercial grade moulded polystyrol	commercial grade moulded polystyrol	commercial grade moulded polystyrol	commercial grade moulded polystyrol	commercial grade moulded polystyrol
Type of control	analogue control	analogue control	analogue control	analogue control	analogue control	analogue control
Temperature display	external digital	external digital	external digital	internal analogue	internal analogue	internal analogue
Interior light	LED ceiling lighting	LED ceiling lighting	LED ceiling lighting			
Adjustable shelves	4	5	4	4	5	4
Shelf material	wire shelves plastic-coated	wire shelves plastic-coated	wire shelves plastic-coated	wire shelves plastic-coated	wire shelves plastic-coated	wire shelves plastic-coated
Loading capacity 0.5L PET / facings 0.5L PET	354/9	253/7	207/7	354/9	253/7	207/7
Loading capacity 0.33L can / facings 0.33L can	708/9	506/7	414/7	708/9	506/7	414/7
Shelf loading	60 kg	45 kg	45 kg	60 kg	45 kg	45 kg
Handle	recessed grip	recessed grip	recessed grip	recessed grip	recessed grip	recessed grip
Lock	fitted	fitted	fitted	fitted	fitted	fitted
Self-closing door	yes	yes	yes	yes	yes	yes
Door hinges	right, reversible on site	right, reversible on site	right, reversible on site	right, reversible on site	right, reversible on site	right, reversible on site
Gross / net weight	81 / 74 kg	68 / 60 kg	62 / 58 kg	80 / 74 kg	67 / 62 kg	62 / 57 kg
Accessories						
Grid shelf in grey / black / white	7113278/7113236/7113310	7113221/7113235/7113308	7113221/7113235/7113308	7113278/7113236/7113310	7113221/7113235/7113308	7113221/7113235/7113308
Base grid in grey / black / white	7113280/7113240/7113314	7113243/7113239/7113312	7113243/7113239/7113312	7113280/7113240/7113314	7113243/7113239/7113312	7113243/7113239/7113312
Gravity feed shelf: telescopic / fixed		9007659/9007045	9007659/9007045		9007659/9007045	9007659/9007045
Flexible scanner rail for shelves	7435210	7435208	7435208	7435210	7435208	7435208
Wooden grid		7114000	7114000		7114000	7114000
Perforated shelf cover		7746314	7746314		7746314	7746314
Optional castor set	9086926	9086926	9086926	9086926	9086926	9086926
Set of adjustable legs	9086924	9086924	9086924	9086924	9086924	9086924
Protection bracket	7790513	7790512	7790505	7790513	7790512	7790505
Castors for the protection bracket	7790761	7790761	7790761	7790761	7790761	7790761
Additional lock barrels	on request	on request	on request	on request	on request	on request

¹ You can find the full range of efficiency classes on p.10. As per EU Regulation 2019/2018.
² Measured as per EN 16902:2016.
³ Indicates the ambient temperature at which the appliance can be safely operated.

Quality right down to the smallest detail

Think about the party – not about cleaning up. After the party, we get back to our day-to-day lives and of course cleaning and tidying is just part of this. But our event appliance helps you cut cleaning times down. The interior has been designed so that a

quick clean with a hose is all it needs. The appliance is also easier to transport and put back into storage. This frees up time for you to start planning for your next event. That'll put you in party mood!



Quick and easy cleaning.
A great feeling – even after the party! You will probably want to clean the appliance after an event and store it again until the next party. Now, thanks to the waterproof interior with splash-proof fan, you can clean it quickly and easily with a hose, and clean all the sides as well. Next, just dry with a cloth and the appliance is ready for storing.



Self-closing door/recessed grip.
Efficient and safe: When opened at an angle of less than 90°, the self-closing mechanism closes the door, and this contributes to the energy-efficient operation of the appliances. If the opening angle is greater than 90°, the door stays open. This makes it easy, for example, to refill products. The door also has a recessed grip on the side for easy opening. No getting caught on the handle by accident.



Protection brackets and castors.
When loading, for example, the robust bracket protects the side edges of the appliance from being damaged, and helps to keep the appliance body stable in the long term. And for moving it quickly from A to B, you can attach two sturdy castors (available as accessories) directly to the protection bracket at the rear in just a few steps. This makes it easy to move the appliance, like you would using a sack truck, over to its installation location with no problems at all.



Dynamic cooling system.
Efficiency: The dynamic cooling system with fan rapidly cools the freshly stored products and ensures an equal temperature distribution in the interior.



Event fridges with solid doors and fan-assisted cooling	MRFec 4001 Performance	MRFec 4001 version I47 Performance	MRFec 3501 Performance	MRFec 3501 version I47 Performance
Gross volume	377 litre	377 litre	327 litre	327 litre
Exterior dimensions in mm (w/d/h)	597/654/1884	608/692/1908	597/654/1684	608/692/1708
Interior dimensions in mm (w/d/h)	475/423/1659	475/423/1659	475/423/1459	475/423/1459
Energy efficiency class ¹				
Energy consumption in 365 days	390 kWh	390 kWh	367 kWh	367 kWh
Climate rating/Temperature class	CC3/K4	CC3/K4	CC3/K4	CC3/K4
Ambient temperature range ²	+10 °C to +40 °C	+10 °C to +40 °C	+10 °C to +40 °C	+10 °C to +40 °C
Refrigerant	R 600a	R 600a	R 600a	R 600a
Sound power level	50 dB(A)	50 dB(A)	50 dB(A)	50 dB(A)
Connection rating	2.0 A	2.0 A	2.0 A	2.0 A
Frequency/voltage	50 Hz/220–240V~	50 Hz/220–240V~	50 Hz/220–240V~	50 Hz/220–240V~
Cooling system	forced-air	forced-air	forced-air	forced-air
Defrost	automatic	automatic	automatic	automatic
Temperature range	+2 °C to +9 °C	+2 °C to +9 °C	+2 °C to +9 °C	+2 °C to +9 °C
External cabinet finish	steel/white	steel/white	steel/white	steel/white
Door material	steel	steel	steel	steel
Internal liner material	commercial grade moulded polystyrol	commercial grade moulded polystyrol	commercial grade moulded polystyrol	commercial grade moulded polystyrol
Splash-proof interior	yes	yes	yes	yes
Type of control	analogue control	analogue control	analogue control	analogue control
Adjustable shelves	5	5	4	4
Shelf material	wire shelves plastic-coated	wire shelves plastic-coated	wire shelves plastic-coated	wire shelves plastic-coated
Loading capacity 0.5L PET/facings 0.5L PET	253/7	253/7	207/7	207/7
Loading capacity 0.33L can/facings 0.33L can	506/7	506/7	414/7	414/7
Shelf loading	45 kg	45 kg	45 kg	45 kg
Handle	recessed grip	recessed grip	recessed grip	recessed grip
Self-closing door	yes	yes	yes	yes
Door hinges	right, reversible on site	right, reversible on site	right, reversible on site	right, reversible on site
Gross/net weight	67/61 kg	79/69.5 kg	62/57 kg	74/64 kg
Protection bracket	can be retrofitted	factory fitted	can be retrofitted	factory fitted
Accessories				
Grid shelf in grey/black/white	7113221/7113235/7113308	7113221/7113235/7113308	7113221/7113235/7113308	7113221/7113235/7113308
Base grid in grey/black/white	7113243/7113239/7113312	7113243/7113239/7113312	7113243/7113239/7113312	7113243/7113239/7113312
Gravity feed shelf on telescopic runners	9007659	9007659	9007659	9007659
Gravity feed shelf without runners	9007045	9007045	9007045	9007045
Flexible scanner rail for shelves	7435208	7435208	7435208	7435208
Wooden grid	7114000	7114000	7114000	7114000
Perforated shelf cover	7746314	7746314	7746314	7746314
Optional castor set	9086926	9086926	9086926	9086926
Set of adjustable legs	9086924	9086924	9086924	9086924
Protection bracket	7790512		7790505	
Castors for the protection bracket	7790761	7790761	7790761	7790761

¹ You can find the full range of efficiency classes on p.10. As per EU Regulation 2019/2018.
² Indicates the ambient temperature at which the appliance can be safely operated.

Quality right down to the smallest detail

An attractive eye-catcher and efficient fridge in one, Liebherr countertop fridges always put your products in the centre of attention. Thanks to the forced-air cooling system, drinks are chilled quickly to serving temperature, and the temperature is distributed evenly throughout the interior. Height-adjustable shelves enable individual adaptation to different packaging types or products. The high-insulating glass doors ensure product visibility with sales appeal.



Glass door with stainless steel frame.
The stainless steel appliance FKv 503 features a glass door with a stainless steel frame – a material combination with a very high quality appeal.



Vertical LED interior light.
Ideal for the attractive product presentation. The LED light column is integrated in the side wall BCv 1103 and ensures attractive illumination. The focus is therefore always on the products.



MilkCooler FKv 503 Ver. H48.
Well-chilled milk for your coffee machine in your catering business, office or canteen: The MilkCooler always keeps fresh milk perfectly cooled to truly enjoy that coffee. And you do not have to go to the fridge each time. Place the milk in its Tetra Pak or bottle in the Liebherr-MilkCooler and connect your coffee machine directly to the appliance using the milk intake hose. The MilkCooler has two special recesses in the sidewall, so the hose can be easily routed through. With an adjustable temperature range of +2 °C to +12 °C, milk always stays fresh and delicious. And at the push of a button you can enjoy your coffee whenever you want.



Counter-top fridges
with fan-assisted cooling

Gross volume
Exterior dimensions in mm (w/d/h)
Interior dimensions in mm (w/d/h)
Energy efficiency class ¹
Energy consumption in 365 days ²
Climate rating / Temperature class
Ambient temperature range ³
Refrigerant
Sound power level
Connection rating
Frequency / voltage
Cooling system
Defrost
Temperature range
External cabinet finish
Door material
Internal liner material
Type of control
Interior light
Adjustable shelves
Shelf material
Loading capacity 0.5L PET / facings 0.5L PET
Loading capacity 0.33L can / facings 0.33L can
Shelf loading
Handle
Lock
Self-closing door
Door hinges
Gross / net weight

- Accessories**
- Grid shelf in grey / black / white
 - Scanner rail
 - Set of connection elements, left
 - Set of connection elements, right
 - Action-Area-Rack white

FKv 503
Premium

LED

44 litre
425 / 450 / 612
338 / 270 / 516
284 kWh
CC2 / K4
+10 °C to +35 °C
R 600a
39 dB(A)
1.0 A / 130 W
50 Hz / 220 – 240V~
forced-air
automatic
+2 °C to +12 °C
stainless steel
glass door
commercial grade moulded polystyrol
analogue control
LED horizontal lighting, with separate switch and adjustable
2
clear-coated wire shelves
27 / 5
60 / 5
30 kg
fitted
right hand hinged, not reversible
35 / 30 kg

FKv 503 version H48
Premium

LED

44 litre
425 / 450 / 612
338 / 270 / 516
284 kWh
CC2 / K4
+10 °C to +35 °C
R 600a
39 dB(A)
1.0 A / 130 W
50 Hz / 220 – 240V~
forced-air
automatic
+2 °C to +12 °C
stainless steel
glass door
commercial grade moulded polystyrol
analogue control
LED horizontal lighting, with separate switch and adjustable
1
clear-coated wire shelves
27 / 5
60 / 5
30 kg
fitted
right hand hinged, not reversible
34 / 30 kg

BCv 1103

LED

106 litre
497 / 548 / 816
417 / 391 / 649
312 kWh
CC2 / K4
+10 °C to +35 °C
R 600a
49 dB(A)
1.0 A / 140 W
50 Hz / 220 – 240V~
forced-air
automatic
+2 °C to +12 °C
steel / silver
glass door
steel
analogue control
LED light column on right and progressively dimmable
2
wire shelves plastic-coated
51 / –
138 / –
30 kg
recessed grip
fitted
yes
right, reversible on site
43.2 / 40.7 kg

¹ You can find the full range of efficiency classes on p.10. As per EU Regulation 2019/2018.
² Measured as per EN 16902:2016.
³ Indicates the ambient temperature at which the appliance can be safely operated.

The advantages at a glance

Suitable for under-worktop installation. The 83 cm high FKUv models can easily be installed beneath a worktop and are a space-saving and ideal solution especially where space is limited.

Automatic defrosting. The modern and efficient controller ensures that the appliance defrosts automatically even in the busiest of locations.

Visual and audible door alarms alert the user to any excessive rise in temperature, loss of cold air and open door.



The **stable metal carrier grids** are very sturdy and have a loading capacity up to 45 kg, which ensures optimum product storage and protection. They are adjustable to allow flexible organisation and use of the interior.



Energy-efficient and economical LEDs in the glass door models ensure good illumination of the interior. The quality and freshness of the products are not affected as LED's emit very little heat.



The seamlessly **moulded inner liner** made of foodsafe commercial-grade polystyrene is tough, easy to clean and odourless. Since there are no hidden dirt-traps and the large radii facilitate cleaning, this enables perfect hygiene.



High-quality refrigeration components, optimised insulation and a sophisticated design ensure maximum energy efficiency and low operating costs.

In conjunction with the highly efficient compressor, the **environmentally friendly refrigerant R 600a** is highly effective and very energy-efficient.

The **door hinges** are **reversible** without any additional components and allow the appliance to be adapted to the installation site.

Locks prevent unauthorised access.



The **sturdy slimline door handle** is designed for intensive use. Ergonomic, easy to grasp from the left or right and very easy to clean.



The **glass door** supports promotional presentation and enables fast access to the products. The one-piece stainless steel door frame on the FKUv 1663 is both very robust and stylish.

Self-closing door with removable magnetic gasket. For convenient use and to prevent energy loss, an integrated mechanism ensures that the door closes automatically, a useful feature in busy locations.

Quality right down to the smallest detail

The Liebherr under-worktop fridges are extremely space-saving. For wherever floor space is limited, free space must be used very efficiently – without compromising refrigerating capacity or food freshness. The products are stored in these compact models always under optimum refrigeration conditions, and yet the appliances are very energy-efficient and economical.



Suitable for under-worktop installation – and easily integrated.
The appliances can be sited beneath a worktop. In this case, a vent grille with a cross section of 200 cm² is required in the worktop for ventilation at the rear of the appliance. Without a ventilation grille, the aperture height must be at least 3 cm greater than the appliance height. The appliances are 83 cm high to comply with the specific work heights in catering applications. The FKUv range is available with solid or glass door.



LED interior lighting with FKUv glass door.
The one-piece door frame is very robust and visually attractive. Energy-efficient LEDs ensure harmonious and homogeneous illumination of the interior and the products – in an extremely energy-saving manner: LED lights are durable and much more energy-efficient than conventional fluorescent tubes. In addition, product quality is not affected thanks to the reduced heat emission of LED's.



Energy-efficient with R 600a.
Liebherr appliances are optimised for best possible energy efficiency and low operating costs. Only the natural and environmentally friendly refrigerant R 600a is used. In conjunction with highly efficient compressors, it is highly effective – and also future-proof thanks to its low global warming potential.



State-of-the-art controls.
These models are equipped with a high-quality controller with a large temperature display and many practical functions. Temperatures can be set exactly to the degree wanted. A visual and audible door and temperature alarm alerts the user if the temperature rises uncontrollably or the door is open. In the FKUv range, the non-contact fan cut-out switch reduces the loss of cold air when the door is opened and helps to maintain temperature consistency. The sophisticated defrost control system ensures trouble- and worry-free operation even in extreme conditions with frequent door opening. A humidity selection function allows perfect adaptation to different products.



Self-closing door.
An integrated mechanism ensures that the appliance door closes automatically, thus preventing unnecessary loss of cold air.



Reversible door hinges.
The door hinges can easily be reversed to allow optimum adaptation of the appliances to the installation site.



Under-worktop fridges with fan-assisted cooling	FKUv 1663 Premium	FKUv 1660 Premium	FKUv 1613 Premium	FKUv 1613 version 744 Premium	FKUv 1610 Premium
	LED		LED	LED	
Gross volume	148 litre	134 litre	148 litre	148 litre	134 litre
Exterior dimensions in mm (w/d/h)	600/615/830	600/615/830	600/615/830	600/615/830	600/615/830
Interior dimensions in mm (w/d/h)	440/435/670	440/435/670	440/435/670	440/435/670	440/435/670
Energy efficiency class ¹					
Energy consumption in 365 days ²	353 kWh	225 kWh	353 kWh	353 kWh	225 kWh
Climate rating / Temperature class	CC2/K4	CC2/K4	CC2/K4	CC2/K4	CC2/K4
Ambient temperature range ³	+16 °C to +35 °C	+16 °C to +40 °C	+16 °C to +35 °C	+16 °C to +35 °C	+16 °C to +40 °C
Refrigerant	R 600a	R 600a	R 600a	R 600a	R 600a
Sound power level	45 dB(A)	45 dB(A)	45 dB(A)	45 dB(A)	45 dB(A)
Connection rating	1.0 A/80 W	1.0 A/50 W	1.0 A/80 W	1.0 A/80 W	1.0 A/50 W
Frequency / voltage	50 Hz/220 – 240V~	50 Hz/220 – 240V~	50 Hz/220 – 240V~	50 Hz/220 – 240V~	50 Hz/220 – 240V~
Cooling system	forced-air	forced-air	forced-air	forced-air	forced-air
Defrost	automatic	automatic	automatic	automatic	automatic
Temperature range	+1 °C to +15 °C	+1 °C to +15 °C	+1 °C to +15 °C	+1 °C to +15 °C	+1 °C to +15 °C
External cabinet finish	stainless steel	stainless steel	steel / white	steel / black	steel / white
Door material	glass door	stainless steel	glass door	glass door	steel
Internal liner material	moulded polystyrol (silver)	moulded polystyrol (silver)	commercial grade moulded polystyrol	moulded polystyrol (silver)	commercial grade moulded polystyrol
Type of control	electronic controller	electronic controller	electronic controller	electronic controller	electronic controller
Temperature display	external digital	external digital	external digital	external digital	external digital
Fault: warning signal	visual and audible	visual and audible	visual and audible	visual and audible	visual and audible
Interior light	LED lighting, with separate switch		LED lighting, with separate switch	LED lighting, with separate switch	
Adjustable shelves	3	3	3	3	3
Shelf material	clear-coated wire shelves	clear-coated wire shelves	wire shelves plastic-coated	clear-coated wire shelves	wire shelves plastic-coated
Loading capacity 0.5L PET / facings 0.5L PET	92/7	92/7	92/7	92/7	92/7
Loading capacity 0.33L can / facings 0.33L can	163/6	163/6	163/6	163/6	163/6
Shelf loading	45 kg	45 kg	45 kg	45 kg	45 kg
Handle	stainless steel slimline door handle	stainless steel slimline door handle	ergonomic slimline handle	ergonomic slimline handle	ergonomic slimline handle
Lock	fitted	fitted	fitted	fitted	fitted
Self-closing door	yes	yes	yes	yes	yes
Door hinges	right, reversible on site	right, reversible on site	right, reversible on site	right, reversible on site	right, reversible on site
Gross / net weight	46/44 kg	40/37 kg	46/43 kg	45/42 kg	39/37 kg
Also available in black as					FKUv 1610 version 744
Accessories					
Shelf, plastic-coated			7113333		7113333
Chrome wire shelf	7112321	7112321	7112321	7112321	7112321
White stacking kit (GGU below / top)			9876641		9876641
Stainless steel stacking kit (GGU below / top)	7777647	7777647			
Roller bars	9086607	9086607	9086607	9086607	9086607
Lock			on request	on request	on request

¹ You can find the full range of efficiency classes on p.10. As per EU Regulation 2019/2018.
² Measured as per EN 16902:2016.
³ Indicates the ambient temperature at which the appliance can be safely operated.

[illegible]

¹ You can find the full range of efficiency classes on p.10. As per EU Regulation 2019/2018.

2 Measured as per EN 16902:2016.

3 Indicates the ambient temperature at which the appliance can be safely operated.


[illegible]

The advantages at a glance



The **toughened, single pane safety glass** stabilises the upper area of the chest.

The **analogue temperature display** tells the user the exact internal temperature that has been set.



The **multi-part top frame** provides an attractive and contemporary design. The radiused corners provide stability and customer protection.

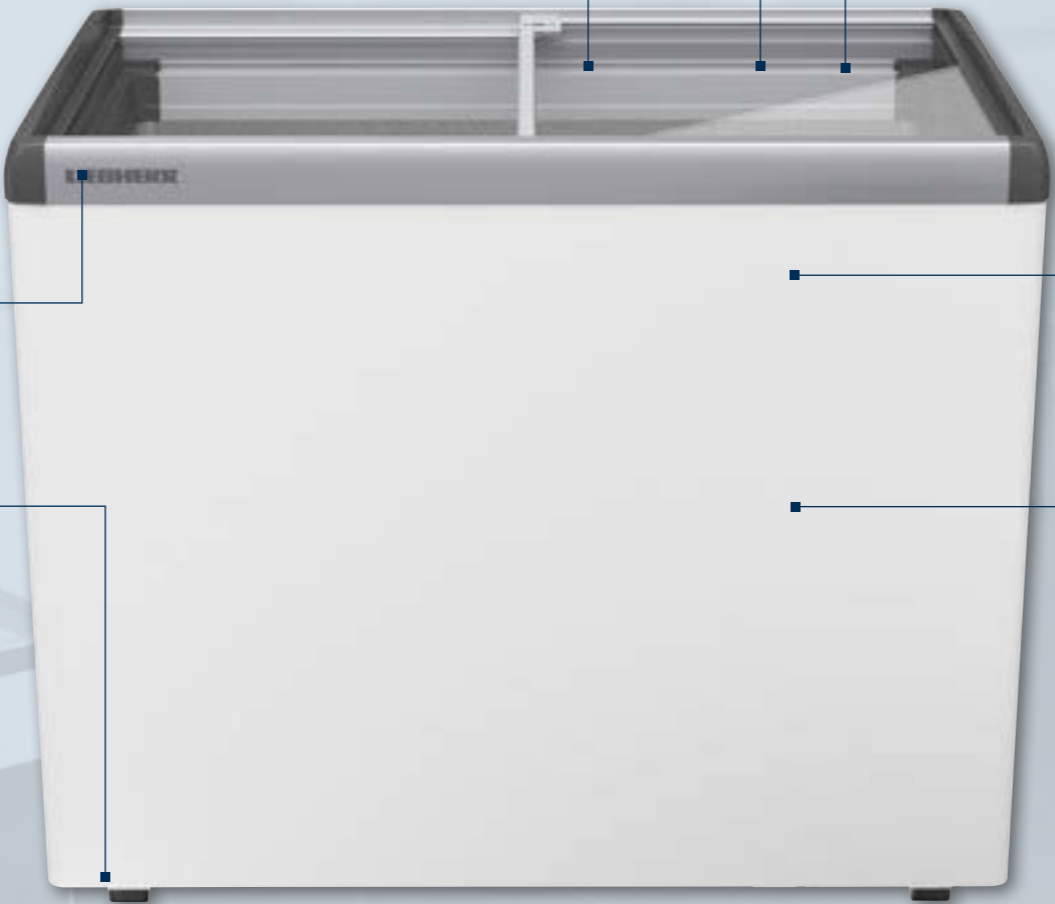
The **slim yet strong top frame** combines stability with maximum product visibility.

ROHS and WEEE conformity by using environmentally friendly materials combined with optimal recyclability.

Customised branding: chest bottle coolers have the advantage of a large surface area available for branding.



Sturdy swivel castors enable easy repositioning of the chest freezer. They also facilitate easy cleaning of the floor space underneath the appliance.



The **sliding glass lid** provides good product visibility and enables high-impact and convincing product presentation. A lid lock is optionally available.



Easy opening and closing of the chest lid thanks to a special sliding layer in the sealing profiles.



The **highly effective insulation** reduces energy consumption and ensures constant temperatures.

The natural and **CFC free refrigerant R 600a** is environmentally-friendly and, in conjunction with highly efficient compressors, very energy-efficient.

MRHsc 2862

Quality right down to the smallest detail

Liebherr beverage chest coolers are optimally equipped for continuous operation in professional applications. Reliable performance and efficiency are ensured by the durable, quiet compressor and highly effective insulation. The sturdy sliding glass lids seal tightly even during intensive use, prevent temperature loss and provide a clear view of the products. The fully adjustable temperature control ensures that temperatures are maintained at a constant level between +2 °C and +15 °C. Thanks to the tough steel top frame and aluminium inner liner, the chest coolers are impact-resistant and easy to clean.



Sturdy sliding glass lid.

The sliding glass lids on the MRHsc 2862 model are made of toughened, single-pane safety glass and enable high-impact product presentation due to the slim yet very strong top frame construction.



Sturdy swivel castors.

Sturdy swivel castors enable easy repositioning.
The MRHsc models have tough 50 mm non-marking castors.



The action area rack from Liebherr.

Would you like to present more goods in the same space? Our new action area rack makes this possible. This extremely stable accessory part with a high load bearing capacity allows you to arrange our fridges and freezers over each other in any combination you like. This means up to 65% more capacity without requiring a millimetre more of additional space. This allows you to offer significantly more products at the customers' eye level where they can't be overlooked. Create striking displays with the action area rack, for example by the cash desks or in a sales promotion area. Make more effective use of your available room, even where space is at a premium. Or inspire customers to make purchases of attractive seasonal items. You'd like to offer chilled drinks above the ice cream freezer in summer? Or vegan burgers during barbecue season? No problem! And in winter you can change everything about again.

[illegible]

1 You can find the full range of efficiency classes on p.10. As per EU Regulation 2019/2018.
2 Indicates the ambient temperature at which the appliance can be safely operated.

Section: Display fridges

Side-by-Side set

The Side-by-Side set enables the simple conversion of two display fridges into one 120 cm-wide double-door fridge-freezer. The continuous display across both appliances ensures perfect brand presentation.



Base grid

The base grid protects the inner liner and allows use of the cabinet floor space for storage, even for kegs.



Grid shelf

The shelves are coated with abrasion-resistant plastic and have a loading capacity of up to 45 kg (applies to 60 cm wide appliances) or 60 kg (applies to 75 cm wide appliances). The base grid protects the inner liner and allows use of the cabinet floor space for storage, even for kegs.



Perforated shelf cover

The tough wire shelves in combination with the additional perforated shelf covers provide optimum stability, particularly for slim items. The perforated shelves are highly durable and optimally designed for storing drinks.



Protection bracket

The sturdy protection bracket protects the condenser on the rear of the appliance and the underside of the appliance optimally against impacts during transportation of (larger) models. Ideal for use when transporting appliances by lorry.



Castors for protection bracket

To facilitate transport, two sturdy castors can be mounted directly on the protection bracket on the rear, thus allowing the appliance also to be easily moved as with a sack barrow.



Scanner rail

Price tags and scan codes can easily be displayed using the practical scanner rail. Easy to attach to the front of the grid shelves! The scanner rail inserts can also be used for branding purposes where several brands are on display.



Wooden shelf

The heavy-duty wooden shelf made from copper beech is optimally designed for the safe storage of bottles. It gives the interior a high-quality character and, in addition to providing a clear view, it also provides easy access to the bottles.



Gravity feed shelf for bottles

On the practical gravity feed shelf, the 0.5 litre bottles are always to hand at the front. The gravity feed shelf can be drawn out on telescopic rails to replenish supplies.



Lock

The appliances are equipped with locks as (except FKDv 4513). Several appliances can be locked with one key. Additional lock barrels with up to ten locks and keys are available for the models FKDv 42... The FKDv 4513 does not have a lock as standard. A retrofit lock option is available.

Section: Fridges with glass doors and solid doors

Wooden pull-out shelf

The sturdy wooden pull-out shelf made from red beech is optimally designed for the safe storage of bottles. It gives the interior a high-quality character and, in addition to providing a clear view, it also provides quick access to the bottles.



Perforated shelf cover

The tough wire shelves in combination with the additional perforated shelf covers provide optimum stability, particularly for slim items. The perforated shelves are highly durable and optimally designed for storing drinks.



Gravity feed shelf for bottles-gravity feed shelf for cans

The gravity feed keeps the cans always to hand at the front. The gravity feed shelf can be pulled out on telescopic rails for restocking.



Grid shelves

The grid shelves have a wear-resistant coating and can carry up to 45 kg.



Section: Fridges with glass door and solid door

Base grid

The tough base grid protects the appliance base from scratching where heavier containers or kegs are in use.



Adjustable feet and castors

With a height of 70-120 mm or 120-150 mm, the adjustable feet provide sufficient ground clearance and ensure that you can also clean under the appliance easily. They can be screwed on easily at four mounting points. One set of adjustable feet contains four units. The castors make transport easier and allow you to clean the floor under the units. One set of castors contains four units, every two castors each have one brake.



Scanner rail

Price tags and scan codes can easily be displayed using the practical scanner rail. Easy to attach to the front of the grid shelves! The scanner rail inserts can also be used for branding purposes where several brands are on display.



Protection brackets with and without wheels

Ideal for transporting the appliance: The sturdy bracket optimally protects the rear and underside of the appliance against impacts. To help transport the appliance, two sturdy castors can be mounted directly on the protection bracket at the rear. This means the appliance can be moved conveniently as you would move it using a sack truck.



Mechanical key lock with different keys (ten units)

The mechanical key lock protects your stored products from unwanted access. If several appliances are used, up to ten special locks with different keys are available.

Section: Under-worktop fridges

Shelves

The tough plastic-coated wire shelves have a loading capacity of up to 45 kg.



Set of connection elements/Lock

Countertop fridges and freezers can be placed on top of one another so as to make the best use of the available space. The appliances are equipped with standard locks. Several appliances can be locked with one key. Additional lock barrels with up to ten different keys are available.



Roller retrofit kit/Roller bars

The roller retrofit kit for fixed installations facilitates transportation of the appliance. Four casters including fitting accessories are part of the scope of delivery. The rollers (diameter 30 mm) make it easy to move the appliance for cleaning. In order to guarantee optimum stability, roller sets must not be fitted to appliances which are installed using a connecting frame. This is only permitted for individual appliances.



Aluminum decorative frame

An aluminum decorative frame is available to optically integrate the Liebherr refrigeration appliance into a kitchen front. The appropriate veneer can be attached to the appliance door using the decorative frame.



Gravity feed shelf for bottles

On the practical gravity feed shelf, the 0.5 litre bottles are always to hand at the front. The gravity feed shelf can be drawn out on telescopic rails to replenish supplies.



Section: Chest coolers

Action-Area-Rack

The action area rack from Liebherr is an accessory part that allows you to arrange Liebherr fridges and freezers as well as ice cream chests and bottle coolers above each other in a flexible, modular manner.




Cylinder lock for foamed lid/Cylinder lock for glass sliding lid

A lid lock can be installed on all models to secure the contents of the chest appliance. Cylinder lock for foamed lid suitable for MRHsc 2852. Cylinder lock for glass sliding lid suitable for MRHsc 2862.



Hanging baskets

Hanging baskets allow goods to be presented clearly.



External control button

In MRHsc chest coolers, the external control button makes it easier to access the thermostat and adjust the temperature. It is available in six different colours.



Scanner rail

Price tags and scan codes can easily be displayed using the practical scanner rail. Easy to attach to the front of the grid shelves!

Freezers for the frozen food and ice-cream industries

Continuous operation in professional applications puts special demands on freezers for the frozen food and ice cream industry. That is why Liebherr takes great care in the development of these appliances to meet your customer requirements with high quality and innovative ideas. High-insulating materials, in conjunction with highly efficient compressors, efficient refrigerants, and well-balanced refrigeration components as well as precision electronic control systems, ensure outstanding refrigeration capacity – even in extreme conditions. In addition, the appliances are easy to clean and very economical in consumption. Company and product brands can be used to stimulate impulse buying. Liebherr offers a wide range of models for almost any application, always featuring premium quality and top design. You can rely on Liebherr professional appliances – 24 hours a day, 365 days a year.



Increase awareness of your brand

Liebherr offers many individual and impressive branding options for freezers. You can choose between various methods and different models. Upon request we can develop customised appliance concepts to meet your specific brand requirements.



Customised vinyls

Depending on the quantity and motif, the desired brand is applied on a suitable vinyl sticker, usually PC film, in a screen printing or digital printing process. Vinyl stickers can be applied by Liebherr in the factory.

Display/side wall/door colours

Customised colour design enables eye-catching presentation of your brand and extremely attractive product display. Different materials and effects can be used to individually design the side walls, the door frames, the handle, the base compartment, the display frame and the inner liner according to customer specifications.



Customised colour design

Customised colour design enables eye-catching presentation of your brand and extremely attractive product display. Different materials and effects can be used to individually design the side walls, the door frames, the handle, the base compartment, the display frame and the inner liner according to customer specifications.

The advantages at a glance



The optional energy-efficient LED interior light creates a powerful visual impact by highlighting the products on display. A lid lock is optionally available.



The toughened, single-pane safety glass is shatter-proof, resilient and stabilises the upper area of the chest. Good product visibility is ensured by reduced heat radiation. The lid can be removed for easy handling and cleaning.

Combining plastic aluminium frame for dimensional stability with rounded corners for hygienic purpose and user protection in an attractive modern design.



High-performance insulation ensures that temperatures remain even and reduces energy consumption.

RoHS and WEEE conformity by using environmentally friendly materials combined with optimal recyclability.



Sturdy swivel castors make it easier to move the appliance and allow convenient cleaning underneath the appliance.



Sturdy suspended baskets provide a clear view of the goods presented.



Profiled seals allow easy lid opening and closing.



The white-coated steel inner liner with coved corners is easy to clean, tough and hygienic and features good thermal conductivity.



The lid lock prevents unauthorised access.



EFI 3553

Quality right down to the smallest detail

Liebherr chest freezers are specially designed to meet extreme requirements and withstand high stress in professional applications. Sturdy materials, high-quality refrigeration components and quality workmanship guarantee long life. High-

impact product presentation in the chest freezers is ensured by sturdy baskets and sliding glass lids which provide a clear view. In the wide range of sales chest freezers, you will find the right appliance with suitable features for every requirement.



Smooth-running sliding glass lid.
The curved sliding glass lids on the EFI chests are made of toughened, single-pane safety glass. The lid halves are easy to move thanks to profiled seals and the plastic frame heated by hot gas from the compressor.



Insulated sliding lid.
The solid lids are extremely robust thanks to the composite aluminium and rigid PVC cover. The top is protected with a scratch-resistant aluminium worktop. Insulated sliding foam lid is available as an alternate option to the flat sliding glass lids. A lid lock is available as an accessory.



The action area rack from Liebherr.
Would you like to present more goods in the same space? Our new action area rack makes this possible. This extremely stable accessory part with a high load bearing capacity allows you to arrange our fridges and freezers over each other in any combination you like. This means up to 65% more capacity without requiring a millimetre more of additional space.



Stability and design.
Combining plastic parts at the side with connecting aluminium profiles, the cover frame of the EFI and EFE models are very attractive in appearance. The steel inner liner with rounded corners is easy to clean, rust-free and scratch-resistant. Thanks to the steel material, it possesses outstanding thermal conductivity.



High-impact product presentation.
EFI / EFE chest freezers are fitted with a LED interior light that can be switched on separately. The glare-free light is horizontally integrated into the front of the inner liner. Sturdy baskets are available in different sizes for impulse and bulk ice-cream. They can be flexibly arranged to ensure optimum use of the interior. Practical partitions for this purpose are available as an accessory.



Glass canopy.
The robust glass fixture made from toughened safety glass protects ice cream from contamination when selling and helps to ensure goods are presented in an attractive manner. The extra deep front of the glass fixture ensures excellent visibility of products and means that customers always have a good view of the wares presented from a range of different angles. The LED interior lights in appliances EFI 3553 and EFI 4853 also contribute to this. Wafer holders, serviettes and any other of the typical ice cream accessories can be conveniently placed on the fl at shelf area (only accessories).



Quieter thanks to outer skin condenser.
Thanks to the foamed in outer skin condenser, the ice-cream chest freezers are virtually maintenance-free – and the housing is easy to clean. In addition, condensation water does not form on the outside.



Sturdy swivel castors.
Swivel castors make transport easier especially when the chest appliances have to be moved frequently. All EFE / EFI models are equipped with high-quality non-marking polyurethane 50-mm swivel castors.

[illegible]



Impulse sales chest freezers	EFI 3553	EFI 2853	EFI 2153	EFI 1453
	LED	LED	LED	LED
Width	1255 mm	1045 mm	835 mm	625 mm
Net volume	249 litre	196 litre	143 litre	90 litre
Exterior dimensions in mm (w/d/h)	1255/680/825	1045/680/825	835/680/825	625/680/825
Interior dimensions in mm (w/d/h)	1130/535/490	920/535/656	710/535/656	500/535/656
Total display area in m ² (TDA) ¹	0.67	0.54	0.42	0.30
Energy efficiency class ²				
Energy consumption in 365 days ³	726 kWh	593 kWh	470 kWh	402 kWh
Climate rating/Temperature class	B/C1	B/C1	B/C1	B/C1
Ambient temperature range ⁴	+10 °C to +35 °C	+10 °C to +35 °C	+10 °C to +35 °C	+10 °C to +35 °C
Refrigerant	R 290	R 290	R 290	R 600a
Sound power level	52 dB(A)	42 dB(A)	42 dB(A)	42 dB(A)
Connection rating	1.5 A/213 W	1.5 A/185 W	1.5 A/171 W	1.5 A/137 W
Frequency/voltage	50 Hz/220–240V~	50 Hz/220–240V~	50 Hz/220–240V~	50 Hz/220–240V~
Cooling system/Defrost	static/manual	static/manual	static/manual	static/manual
Temperature range	–10 °C to –24 °C	–10 °C to –24 °C	–10 °C to –24 °C	–10 °C to –24 °C
Lid material	sliding glass lid	sliding glass lid	sliding glass lid	sliding glass lid
External cabinet finish	steel/white	steel/white	steel/white	steel/white
Internal liner material	steel	steel	steel	steel
Frame colour	grey	grey	grey	grey
Type of control	analogue control	analogue control	analogue control	analogue control
Temperature display	internal analogue	internal analogue	internal analogue	internal analogue
Interior light	LED	LED	LED	LED
Number of baskets	5	4	3	2
Number of baskets, max (see picture)	5	4	3	2
Castors	swivel castors	swivel castors	swivel castors	swivel castors
Lock	can be retrofitted	can be retrofitted	can be retrofitted	can be retrofitted
Insulation	60 mm	60 mm	60 mm	60 mm
Water drain	yes	yes	yes	yes
Gross/net weight	68.5/60.4 kg	60.5/56.6 kg	56.3/49.6 kg	45/41.9 kg
Accessories				
Basket 270 mm/Basket 210 mm	7111009/7111039	7111009/7111039	7111009/7111039	7111009/7111039
Partition grid 270 mm/High grid	7111031	7111031	7111031	7111031
Partition grid 210 mm/High grid	7111784	7111784	7111784	7111784
Partition grid 270 mm/Low grid	7111033	7111033	7111033	7111033
Partition grid 210 mm/Low grid	7111787	7111787	7111787	7111787
Rubber bumpers, grey	7266707	7266707	7266707	7266707
Cylinder lock for glass sliding lid	7043660	7043660	7043660	7043660
Glass canopy	9809160			
Scoop ice cream containers	7741721	7741721	7741721	7741721
Baskets for scoop ice cream containers	on request	on request	on request	on request
External thermostat dial	on request	on request	on request	on request
Scanner rail	7652064	7652063	7652062	7652061
Action-Area-Rack white		9031196		

¹ Measured as per EN 16901.
² You can find the full range of efficiency classes on p.10. As per EU Regulation 2019/2018.
³ Measured when lighting switched off.
⁴ Indicates the ambient temperature at which the appliance can be safely operated.



Sales chest freezers	EFE 6052	EFE 5152	EFE 4652	EFE 3852
	LED	LED	LED	LED
Width	1885 mm	1675 mm	1465 mm	1255 mm
Net volume	457 litre	398 litre	339 litre	280 litre
Exterior dimensions in mm (w/d/h)	1885/680/825	1675/680/825	1465/680/825	1255/680/825
Interior dimensions in mm (w/d/h)	1760/535/523	1555/535/523	1340/535/523	1130/535/523
Total display area in m ² (TDA) ¹	1.03	0.91	0.78	0.66
Energy efficiency class ²				
Energy consumption in 365 days ³	1111 kWh	1044 kWh	750 kWh	601 kWh
Climate rating/Temperature class	B/C1	B/C1	B/C1	B/C1
Ambient temperature range ⁴	+10 °C to +35 °C	+10 °C to +35 °C	+10 °C to +35 °C	+10 °C to +35 °C
Refrigerant	R 290	R 290	R 290	R 290
Sound power level	52 dB(A)	52 dB(A)	52 dB(A)	52 dB(A)
Connection rating	2.5 A/306 W	2.5 A/287 W	2.5 A/223 W	1.5 A/218 W
Frequency/voltage	50 Hz/220–240V~	50 Hz/220–240V~	50 Hz/220–240V~	50 Hz/220–240V~
Cooling system	static	static	static	static
Defrost	manual	manual	manual	manual
Temperature range	–10 °C to –24 °C	–10 °C to –24 °C	–10 °C to –24 °C	–10 °C to –24 °C
Lid material	sliding glass lid	sliding glass lid	sliding glass lid	sliding glass lid
External cabinet finish	steel/white	steel/white	steel/white	steel/white
Internal liner material	steel	steel	steel	steel
Frame colour	grey	grey	grey	grey
Type of control	analogue control	analogue control	analogue control	analogue control
Temperature display	internal analogue	internal analogue	internal analogue	internal analogue
Interior light	LED	LED	LED	LED
Number of baskets	0	0	0	0
Number of baskets, max	8	7	6	5
Castors	swivel castors	swivel castors	swivel castors	swivel castors
Lock	can be retrofitted	can be retrofitted	can be retrofitted	can be retrofitted
Insulation	60 mm	60 mm	60 mm	60 mm
Water drain	yes	yes	yes	yes
Gross/net weight	92.1/81.9 kg	79.5/74.2 kg	76.9/70.1 kg	69.3/61.2 kg
Accessories				
Basket 270 mm	7111011	7111011	7111011	7111011
Basket 210 mm	7111041	7111041	7111041	7111041
Partition grid 270 mm	7111029	7111029	7111029	7111029
Partition grid 210 mm	7111784	7111784	7111784	7111784
Rubber bumpers, grey	7266707	7266707	7266707	7266707
Cylinder lock for glass sliding lid	7043660	7043660	7043660	7043660
Scoop ice cream containers	7741721	7741721	7741721	7741721
Baskets for scoop ice cream containers	on request	on request	on request	on request
External thermostat dial	on request	on request	on request	on request
Scanner rail	7652174	7652066	7652065	7652064







¹ Measured as per EN 16901.
² You can find the full range of efficiency classes on p.10. As per EU Regulation 2019/2018.
³ Measured when lighting switched off.
⁴ Indicates the ambient temperature at which the appliance can be safely operated.



Sales chest freezers	EFE 3052	EFE 2252	EFE 1552	EFE 1152
	LED	LED	LED	LED
Width	1045 mm	835 mm	625 mm	751 mm
Net volume	222 litre	163 litre	104 litre	80 litre
Exterior dimensions in mm (w/d/h)	1045/680/825	835/680/825	625/680/825	751/481/825
Interior dimensions in mm (w/d/h)	920/535/523	710/535/523	500/535/523	605/315/657
Total display area in m² (TDA)¹	0.54	0.42	0.30	0.16
Energy efficiency class²				
Energy consumption in 365 days³	528 kWh	422 kWh	369 kWh	323 kWh
Climate rating/Temperature class	B/C1	B/C1	B/C1	B/C1
Ambient temperature range⁴	+10 °C to +35 °C	+10 °C to +35 °C	+10 °C to +35 °C	+10 °C to +35 °C
Refrigerant	R 290	R 600a	R 600a	R 600a
Sound power level	52 dB(A)	42 dB(A)	42 dB(A)	42 dB(A)
Connection rating	1.5 A/192 W	1.5 A/144 W	1.5 A/129 W	1.5 A/123 W
Frequency/voltage	50 Hz/220–240V~	50 Hz/220–240V~	50 Hz/220–240V~	50 Hz/220–240V~
Cooling system/Defrost	static/manual	static/manual	static/manual	static/manual
Temperature range	–10 °C to –24 °C	–10 °C to –24 °C	–10 °C to –24 °C	–10 °C to –24 °C
Lid material	sliding glass lid	sliding glass lid	sliding glass lid	sliding glass lid
External cabinet finish	steel/white	steel/white	steel/white	steel/white
Internal liner material	steel	steel	steel	steel
Frame colour	grey	grey	grey	grey
Type of control	analogue control	analogue control	analogue control	analogue control
Temperature display	internal analogue	internal analogue	internal analogue	internal analogue
Interior light	LED	LED	LED	LED
Number of baskets	0	0	0	0
Number of baskets, max	4	3	2	3
Castors	swivel castors	swivel castors	swivel castors	swivel castors
Lock	can be retrofitted	can be retrofitted	can be retrofitted	can be retrofitted
Insulation	60 mm	60 mm	60 mm	60 mm
Water drain	yes	yes	yes	yes
Gross/net weight	61.8/54.4 kg	50.5/47 kg	44/40.9 kg	42.7/39 kg
Accessories				
Basket 270 mm/Basket 210 mm	7111011/7111041	7111011/7111041	7111011/7111041	
Basket 195 mm				7112788
Partition grid 270 mm	7111029	7111029	7111029	
Partition grid 210 mm	7111784	7111784	7111784	
Partition grid 195 mm				7111712
Rubber bumpers, grey	7266707	7266707	7266707	7266707
Cylinder lock for glass sliding lid	7043660	7043660	7043660	7043660
Scoop ice cream containers	7741721	7741721	7741721	
Baskets for scoop ice cream containers	on request	on request	on request	
External thermostat dial	on request	on request	on request	on request
Scanner rail	7652063	7652062	7652061	7652176
Action-Area-Rack white	9031196			

1 Measured as per EN 16901.
2 You can find the full range of efficiency classes on p.10. As per EU Regulation 2019/2018.
3 Measured when lighting switched off.
4 Indicates the ambient temperature at which the appliance can be safely operated.



Sales chest freezers	EFE 5100	EFE 4600	EFE 3800	EFE 3000	EFE 2200	EFE 1500
Width	1675 mm	1465 mm	1255 mm	1045 mm	835 mm	625 mm
Net volume	449 litre	383 litre	318 litre	252 litre	186 litre	121 litre
Exterior dimensions in mm (w/d/h)	1675/680/840	1465/680/840	1255/680/840	1045/680/840	835/680/840	625/680/840
Interior dimensions in mm (w/d/h)	1550/535/585	1340/535/585	1130/535/585	920/535/585	710/535/585	500/535/585
Energy efficiency class ¹						
Energy consumption in 365 days	694 kWh	692 kWh	633 kWh	546 kWh	413 kWh	365 kWh
Climate rating/Temperature class	B/C1	B/C1	B/C1	B/C1	B/C1	B/C1
Ambient temperature range ²	+10 °C to +35 °C	+10 °C to +35 °C	+10 °C to +35 °C	+10 °C to +35 °C	+10 °C to +35 °C	+10 °C to +35 °C
Refrigerant	R 290	R 290	R 290	R 290	R 600a	R 600a
Sound power level	52 dB(A)	52 dB(A)	52 dB(A)	42 dB(A)	42 dB(A)	42 dB(A)
Connection rating	2.5 A/196 W	2.5 A/173 W	1.5 A/157 W	1.5 A/132 W	1.5 A/120 W	1.5 A/119 W
Frequency/voltage	50 Hz/220–240V~	50 Hz/220–240V~	50 Hz/220–240V~	50 Hz/220–240V~	50 Hz/220–240V~	50 Hz/220–240V~
Cooling system	static	static	static	static	static	static
Defrost	manual	manual	manual	manual	manual	manual
Temperature range	–10 °C to –24 °C	–10 °C to –24 °C	–10 °C to –24 °C	–10 °C to –24 °C	–10 °C to –24 °C	–10 °C to –24 °C
Lid material	aluminium sliding lid	aluminium sliding lid	aluminium sliding lid	aluminium sliding lid	aluminium sliding lid	aluminium sliding lid
External cabinet finish	steel/white	steel/white	steel/white	steel/white	steel/white	steel/white
Internal liner material	steel	steel	steel	steel	steel	steel
Frame colour	grey	grey	grey	grey	grey	grey
Type of control	analogue control	analogue control	analogue control	analogue control	analogue control	analogue control
Temperature display	internal analogue	internal analogue	internal analogue	internal analogue	internal analogue	internal analogue
Number of baskets	0	0	0	0	0	0
Number of baskets, max	7	6	5	4	3	2
Castors	swivel castors	swivel castors	swivel castors	swivel castors	swivel castors	swivel castors
Lock	can be retrofitted	can be retrofitted	can be retrofitted	can be retrofitted	can be retrofitted	can be retrofitted
Insulation	60 mm	60 mm	60 mm	60 mm	60 mm	60 mm
Water drain	yes	yes	yes	yes	yes	yes
Gross/net weight	72.5/67.2 kg	73.2/63.4 kg	59.5/55 kg	58.5/51 kg	52.2/47.5 kg	47.8/42 kg
Accessories						
Basket 270 mm	7111011	7111011	7111011	7111011	7111011	7111011
Basket 210 mm	7111041	7111041	7111041	7111041	7111041	7111041
Partition grid 270 mm	7111029	7111029	7111029	7111029	7111029	7111029
Partition grid 210 mm	7111784	7111784	7111784	7111784	7111784	7111784
Rubber bumpers, grey	7266707	7266707	7266707	7266707	7266707	7266707
Cylinder lock for foamed lid	7042835	7042835	7042835	7042835	7042835	7042835
Scoop ice cream containers	7741721	7741721	7741721	7741721	7741721	7741721
Baskets for scoop ice cream containers	on request	on request	on request	on request	on request	on request
External thermostat dial	on request	on request	on request	on request	on request	on request
Scanner rail	7652066	7652065	7652064	7652063	7652062	7652061
Action-Area-Rack white				9031196		

¹ You can find the full range of efficiency classes on p.10. As per EU Regulation 2019/2018.
² Indicates the ambient temperature at which the appliance can be safely operated.


The advantages at a glance

The easily **replaceable seal** in the chest lid ensures optimal hygiene, airtight closing and extends the service life of the chest.

Foamed-in skin-condenser in the outer surface for quiet and low-vibration operation.



The **sturdy chest lid** (stainless steel or white) can also be used as an additional work surface.



Full-length **ergonomic recessed grip** for convenient opening and closing.

No energy loss and optimum energy efficiency due to **highly effective insulation**.

No condensation on the housing and easy-to-clean outer surface for perfect hygiene.



Inner liner made of robust, coated sheet steel for increased durability and easy cleaning.



Optimum clarity thanks to **LED lighting** in the interior.

Sturdy castors make transport easier and allow you to clean the floor under the chest.

Secured against unauthorised access **by a robust lock**.



More orderly storage and flexibility in the distribution of the goods due to **sturdy mesh baskets**.



More energy efficiency and sustainability thanks to **natural and HFC-free refrigerant R 600a** in combination with powerful compressors.

Extremely robust, stable and torsion-free chest body, suitable even for very intensive loads.

Stop Frost

The ice-free interior means less frequent defrosting thanks to the **StopFrost system** and the door can be effortlessly opened and closed repeatedly due to the prevention of egative pressure.

Frost Protect

Maximum flexibility in the choice of installation location due to **an extended ambient temperature range** from **-15 °C to 43 °C**.

More storage safety due to the **analogue temperature display** with interior temperature indicator, accurate to the degree. Operating temperature adjustable from **-14 °C to -24 °C**.



EFL 6056

Hinged-lid storage chest freezers

[illegible]

The advantages at a glance



The **display illuminated by energy-efficient LEDs** attracts attention to the appliance and its contents. The display panel can be customised and switched in parallel with the interior light. In addition, specific branding attracts attention to a brand or products. A wide variety of colour options is available for the housing and door frame.

Customised branding options on the display, on the housing and door frame attract attention to brands or a company and support sales promotion.

The **NoFrost module** is installed behind the display and enables maximum usage of the interior.



The **high-performance forced-air cooling system** rapidly cools down products and maintains a uniform cooling temperature throughout the interior.



The **tough slimline door handle** is ergonomic, easy to grasp and easy to clean.



The **heavy-duty wire shelves** are plastic-coated and have a loading capacity of up to 50 kg. Easy removal at a door opening angle of 90°.

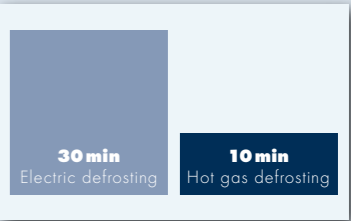


The **moulded inner liner** made of food-safe polystyrol is odourless, very sturdy and durable. It enables perfect hygiene thanks to the generously radiused, easy-to-clean corners.

The natural and **environmentally friendly refrigerant R 290** is CFC free and, in conjunction with highly efficient compressors, very energy-efficient.



The **highly efficient hot gas defrost system** reduces defrost time to approx. 10 minutes, which distinctly reduces the temperature rise in the appliance. The food quality is preserved for a longer period of time because the products do not have to be removed during the defrost phase and they are not exposed to unnecessary temperature fluctuations.



The **vertical LED lighting to both sides** creates outstanding illumination of the interior and it's contents. The incorporated diffusers make the lighting effect pleasant and the bright and clean impression highlights the product branding.



The glass doors with a tough **aluminium frame** have a 90° dwell position allowing easy loading and removal of larger product quantities. At less than 60° the doors close automatically to prevent loss of cold air.



The **triple-pane glass door** reduces energy consumption and condensation on the outside of the door.



The air-deflection baffle, mounted in the lower part of the inner liner, deflects the flow of cold air away from the glass door and thus **prevents condensation forming on the outside of the door**. The improved glass door insulation also helps to reduce condensation formation on the door and thereby facilitates optimum product presentation.



A special **anti-fog film** significantly delays misting on the inside of the door after opening and closing, to consistently ensure optimum visibility for the products stored.

The **digital temperature display** tells the user the exact internal temperature that has been set. The temperature range can be set from -10°C to -25°C using the precision electronic controller.

The **robust lock** prevents unauthorised access.

FDv 4643

Optimum product presentation for frozen foods

Attractive product presentation is a crucial condition for drawing the customers’ attention to products. These modern glass door freezers in an attractive anthracite-aluminium design offer real promotional advantages: The interior is fitted with twin side-mounted, vertical LED lighting to create outstanding illumination inside the cabinet. The glass door has a special anti-fog film treatment which significantly delays misting of its inside surface upon opening, to always allow a clear view of the goods. The new integrated air-deflection baffle, together with improved glass door insulation, prevents water condensation forming on the outside of the door thus guaranteeing good visibility of products at all times.



Anti-fog film for improved product visibility.
A special anti-fog film significantly delays misting on the inside of the door after opening and closing, to consistently ensure optimum visibility for the products stored.

Lower energy consumption.
Thanks to the improved glass door insulation, the energy consumption has been reduced. The triple-pane glass contributes considerably to the freezer’s excellent energy efficiency.



No condensation formation.
The air-deflection baffle (FDv 4643), mounted in the lower part of the inner liner, deflects the flow of cold air away from the glass door and thus prevents condensation forming on the outside of the door. The improved glass door insulation also helps to reduce condensation formation on the door and thereby facilitates optimum product presentation.



Upright and counter top display freezers

Total gross / net volume
Exterior dimensions in mm (w/d/h)
Interior dimensions in mm (w/d/h)
Total display area in m² (TDA) ¹
Energy efficiency class ²
Energy consumption in 365 days ³
Climate rating / Temperature class
Ambient temperature range ⁴
Refrigerant
Sound power level
Connection rating
Frequency / voltage
Cooling system
Defrost
Temperature range
External cabinet finish
Door material
Internal liner material
Type of control
Temperature display
Fault: warning signal
Interior light
Adjustable shelves
Shelf material
Shelf loading
Handle
Castors
Lock
Self-closing door
Door hinges
Insulation
Gross / net weight
Accessories
Baskets, 30 litres
Partition grid for 30-litre basket
Scanner rail
Shelf, plastic-coated
Grid shelf in grey / black / white
Side-by-Side set left: white / silver
Side-by-Side set right: white / silver
Action-Area-Rack white

FDv 4643	No FrostLED	Fv 913 Premium	No FrostLED	F 913LED
461 / 307 litre		93 / 66 litre		93 / 77 litre
670 / 730 / 1957		497 / 558 / 816		497 / 558 / 816
532 / 568 / 1275		377 / 371 / 611		377 / 430 / 611
0.73		0.25		0.25
B A G		C A G		B A G
1453 kWh		1007 kWh		842 kWh
4 / L1		4 / L1		4 / L1
+10 °C to +30 °C		+10 °C to +30 °C		+10 °C to +30 °C
R 290		R 290		R 290
62 dB(A)		60 dB(A)		50 dB(A)
4.4 A / 530 W		1.5 A / 250 W		1.5 A / 240 W
50 Hz / 220 – 240V~		50 Hz / 220 – 240V~		50 Hz / 200 – 240V~
forced-air		forced-air		static
automatic		automatic		manual
–10 °C to –25 °C		–10 °C to –25 °C		–10 °C to –25 °C
steel / white		steel / silver		steel / silver
glass		glass door		glass door
commercial grade moulded polystyrol		steel		steel
electronic controller		electronic controller		analogue control
external digital		external digital		internal analogue
visual and audible		visual and audible		
LED		LED long-side lighting, right, separate connection and progressively dimmable		LED long-side lighting, right, progressively dimmable
4		2		2
wire shelves plastic-coated		wire shelves plastic-coated		wire shelves plastic-coated
50 kg		30 kg		30 kg
ergonomic slimline handle		recessed grip		recessed grip
2 fixed rear and 2 swivel front castors				
fitted		fitted		fitted
yes		yes		yes
right, reversible on site		right, reversible on site		right, reversible on site
67 mm		60 mm		60 mm
154 / 141 kg		48.9 / 46.4 kg		47.8 / 45.3 kg
7111758				
7111759				
7443779		on request		on request
7438722				
		7113296 / 7113294 / 7113290		7113350 / 7113348 / 7113298
		9875023 / 9875167		9875023 / 9875167
		9875025 / 9875197		9875025 / 9875197
		9031196		9031196

1 Measured as per EN 23953.
2 You can find the full range of efficiency classes on p.10. As per EU Regulation 2019/2018.
3 Measured when lighting switched off.
4 Indicates the ambient temperature at which the appliance can be safely operated.

Section: Chest freezers

Scoop ice cream containers

These stainless steel, scoop ice cream containers have a volume of 5 litres, are made to be robust and are particularly easy to clean. They provide perfect hygiene and fit effortlessly in the wire baskets of the Liebherr ice cream chests.



Glass canopy

The robust glass canopy made from toughened safety glass protects ice cream from contamination when selling and helps to ensure goods are presented in an attractive manner. The extra deep front of the glass canopy ensures excellent visibility of products and means that customers always have a good view of the wares presented from a range of different angles. The LED interior lights in appliances EFI 4853 and EFI 3553 also contribute to this. Wafer holders, serviettes and any other of the typical ice cream accessories can be conveniently placed on the flat shelf area.



Partition grid

The partition grids for baskets support product presentation and allow flexible organisation of the interior.



Basket for scoop-ice containers

The sturdy wire baskets for scoop-ice containers are specially configured for the EFI/EFE chest freezers. Containers can be optimally arranged in the wire baskets so that ice-cream is perfectly presented and conveniently set out for selling by the scoop.



Suspended baskets

Products can be presented in a clearly sorted arrangement with the suspended baskets.



Cylinder lock for foamed lid

A lid lock can be installed on all models to secure the contents of the chest appliance. Cylinder lock for foamed lid suitable for all EFE models.




Cylinder lock for glass sliding lid

A lid lock can be installed on all models to secure the contents of the chest appliance. Cylinder lock for glass sliding lid suitable for all EFI and EFE models.



External thermostat dial

On the standard configuration, the thermostat is hidden to avoid tampering. This optional external thermostat dial allows easier temperature adjustment without the use of tools. This might be useful where freezers are not accessible by the public.



Scanner rail

On the practical scanner rail, you can attach price tags, scan codes or individual advertising messages and read them off easily, giving you a quick view of everything you need.



Action-Area-Rack

The action area rack from Liebherr is an accessory part that allows you to arrange Liebherr fridges and freezers as well as ice cream chests and bottle coolers above each other in a flexible, modular manner.



Section: Freezers for sales promotion

Basket / Partition grid for baskets

These heavy-duty baskets have capacities of 30 litres. / The partition grids for baskets support optimum product presentation and allow flexible organisation of the interior.



Scanner rail

Price tags and scan codes can easily be displayed using the practical scanner rail. Easy to attach to the front of the grid shelves! The scanner rail inserts can also be used for branding purposes where several brands are on display.



Grid shelves

The plastic-coated grid shelves are height-adjustable and allow variable use of the interior for different frozen products. The close-mesh grid shelves have an extremely high loading capacity and ensure secure positioning of the products.



Set of connection elements

Countertop fridges and freezers can be placed on top of one another so as to make the best use of the available space.



The perfect climate for fine wines

Where wine is concerned, correct temperatures are always important. From the air temperature which ensures perfect growth of the grapes, to that which governs the aging processes in production, to the balanced temperature for storage of the finished wine. Above all, temperature ultimately defines a wine's taste and palate - the serving temperature will determine how much it is savoured and enjoyed.



The advantages at a glance



The wine storage cabinets feature an easy-to-replace **FreshAir activated charcoal filter** that ensures optimal air quality in the wine cabinet.



The fully extendable shelf is on **telescopic rails** and offers space for up to 30 upright bottles. It is ideal for selling wines by the glass, and for the presentation of fine wines. The bottle holders can be flexibly adapted to the dimensions of the bottle in question.

Two highly efficient fans reduce energy consumption and ensure optimal cooling distribution via the Liebherr ventilation system.



The **LED lighting** is integrated flush with the surface and can be permanently switched on in glass-door appliances. It also ensures that the interior is consistently illuminated.



Wooden shelf on telescopic rails for easy access and good visibility of shelf contents. The handcrafted shelves made from untreated wood are ideal for storing Bordeaux bottles.



A **lock** prevents unwanted access. In free-standing wine cabinets, a lock is integrated in the side of the door as standard.



The **ergonomic slimline door handle** in stainless steel emphasises the subtle design.



As well as providing reliable UV protection, the **tinted insulated glass door** also offers a perfect view of the wines.



The innovative **touch electronics** with LC display ensure that the selected temperatures in individual wine safes are constantly maintained. The digital temperature display shows the set values to the degree. By gently touching the touch interface, all functions are easy and highly convenient to adjust.



The **door hinges** can be replaced without additional components and allow the appliances to be adapted to a new location.

The **self-closing door** with removable solenoid gasket seals particularly tightly and prevents unnecessary loss of cold.

WTpes 5972

Vinidor range

The Vinidor range offers ultimate flexibility and combines the advantages of both wine storage cabinets and multi-temperature wine cabinets in a single appliance. Appliances in the range come with either two or three temperature zones, which can be set independently to the required temperature between +5°C and +20°C. Accordingly, an appliance with three temperature zones can simultaneously store red wine, white wine, and champagne all at their optimum serving temperature. Vinidor appliances also offer the perfect climate for longterm wine storage. The varying sizes of the temperature zones, together with the fully adjustable temperature controls, make these appliances suitable for just about any collection of wines.

Vinidor Page 144



Wine storage cabinets

GrandCru Page 146 Vinothek Page 148

Wine storage cabinets offer similar conditions to a wine cellar. They are therefore an ideal choice for both long-term storage and storage of large wine stocks, always achieving the perfect serving temperature. The temperature can be adjusted from +5°C to +20°C as appropriate, and is both even and constant throughout the entire appliance interior.



The ideal storage temperature for wine

As the temperature rises, the wine molecules kinetic energy increases and this accelerates the aging process causing the wine to deteriorate. Consequently, storage temperatures of between +10°C and +12°C are recommended for storing wine over prolonged periods. Maintaining a constant temperature is most important, as fluctuations during storage will impair the quality of the wine. Furthermore, the temperature at which a wine is consumed also plays a crucial role in how it tastes.



The electronic LC-Display is an innovative design feature. Clear menu navigation and a **Touch-electronic control system** provides yet more information for tailored storage conditions. The digital temperature display can be read from the outside of appliances with glass doors. The Touch-electronic navigation ensures easy selection and use of the numerous control functions.



The Vinidor appliances are equipped with solid **wooden shelves mounted on telescopic rails**. The handcrafted shelves made from untreated wood are ideal for storing Bordeaux bottles safely, providing a clear view and easy access. Storing the bottles in opposite directions permits full use of the capacity. The **clip-on labelling system** provides a quick and clear overview of your wine store.



The practical **presentation shelf** fulfils both bottle storage and bottle presentation functions. The bottles can be stored horizontally at the back of the cabinet.



The **tinted safety glass** in the Liebherr wine cabinets guarantees the essential UV protection for your fine wines. The fully extendable shelf is on **telescopic rails** and offers space for up to 30 upright bottles. It is ideal for selling wines by the glass, and for the presentation of fine wines. The bottle holders can be flexibly adapted to the dimensions of the bottle in question.



Vinidor range		WTes 5872 Vinidor				WTes 5972 Vinidor				WTpes 5972 Vinidor				WTes 1672 Vinidor			
Temperature control and storage		Telescopic Rails	LED	Soft System	Super Silent	Telescopic Rails	LED	Soft System		Telescopic Rails	LED			Telescopic Rails	LED		
Volume	503 litre	521 litre				521 litre				95 litre							
Max. No. of Bordeaux bottles 0.75 Ltr ¹	178	211				155				34							
Exterior dimensions in mm (w/d/h)	700/742/1920	700/742/1920				700/742/1920				598/575/822							
Interior dimensions in mm (w/d/h)	560/520/1695	560/520/1695				560/520/1695				510/440/550							
Energy efficiency class ²																	
Energy consumption year/24 hrs ³	206/0.563 kWh	191/0.524 kWh				191/0.524 kWh				147/0.403 kWh							
Climate rating/Ambient temperature range ⁴	SN-ST/ +10 °C to +38 °C	SN-ST/ +10 °C to +38 °C				SN-ST/ +10 °C to +38 °C				SN-ST/ +10 °C to +38 °C							
Refrigerant	R 600a	R 600a				R 600a				R 600a							
Sound power level	35 dB(A)	38 dB(A)				38 dB(A)				36 dB(A)							
Sound power class	B/SuperSilent	C				C				C							
Connection rating	1.5 A	1.0 A				1.0 A				1.5 A							
Frequency/voltage	50 Hz/220–240V~	50 Hz/220–240V~				50 Hz/220–240V~				50 Hz/220–240V~							
Cooling system	forced-air	forced-air				forced-air				forced-air							
FreshAir activated charcoal filter	yes	yes				yes				yes							
Humidity control via	switchable ventilation	switchable ventilation				switchable ventilation				switchable ventilation							
Temperature zones/Adjustable cooling circuits	3/3	2/2				2/2				2/2							
Temperature range	+5 °C to +20 °C	+5 °C to +20 °C				+5 °C to +20 °C				+5 °C to +20 °C							
Door/Side walls	Glass door with stainless steel frame/stainless steel	Glass door with stainless steel frame/stainless steel				Glass door with stainless steel frame/stainless steel				Glass door with stainless steel frame/stainless steel							
Type of control/display	LCD display/internal digital	LCD display/internal digital				LCD display/internal digital				MagicEye/internal digital							
Fault: warning signal	visual and audible	visual and audible				visual and audible				visual and audible							
Alarm (door open)	audible	audible				audible				audible							
Child lock function	yes	yes				yes				yes							
Interior light	LED	LED				LED				LED							
permanently activated/dimmable	yes/yes	yes/yes				yes/yes				yes/yes							
Shelf material	wooden shelf	wooden shelf				wooden shelf				wooden shelf							
Storage shelves	13	10				6				5							
thereof running on telescopic rails	10	8				5				3							
thereof presentation shelf	1	1															
thereof pull-out shelf for upright bottles						2											
Design	HardLine	HardLine				HardLine				HardLine							
SoftSystem door cushion	yes	yes															
Handle	Aluminium handle with integrated opening mechanism	Aluminium handle with integrated opening mechanism				stainless steel slimline door handle				Aluminium handle							
Lock	fitted	fitted				fitted				fitted							
Door hinges	right, reversible on site	right, reversible on site				right, reversible on site				right, reversible on site							
Gross/net weight	143/134 kg	133/123 kg				132/123 kg				60/56 kg							
Accessories																	
FreshAir active carbon filter	9881291	9881291				9881291				9881289							
Presentation shelf (wooden folding shelf)	7112043	7112043															
Clip-on labelling system	9094559	9094559				9094559				9094397							
Stainless steel polish	8409030	8409030				8409030				8409030							
Stainless steel cleaner	8409022	8409022				8409022				8409022							
Stainless steel bar handle for undercounter wine cabinet										9901071							

¹ These models are only intended for storing wine. Maximum DIN norm bordeaux bottles capacity (0.75 l) as per norm NF H 35-124 (H: 300.5 mm, Ø 76.1 mm)
² You can find the full range of efficiency classes on p.10. As per EU Regulation 2019/2016.
³ Measured as per EN 62552.
⁴ Indicates the ambient temperature at which the appliance can be safely operated.



Wine storage cabinets GrandCru	WKt 6451 GrandCru	WKt 5552 GrandCru	WKt 5551 GrandCru	WKes 4552 GrandCru	WKt 4552 GrandCru	WKt 4551 GrandCru
	LED	LED	LED	LED	LED	LED
Volume	614 litre	526 litre	500 litre	436 litre	436 litre	414 litre
Max. No. of Bordeaux bottles 0.75 Ltr ¹	312	253	253	201	201	201
Exterior dimensions in mm (w/d/h)	747/759/1930	700/742/1920	700/742/1920	700/742/1650	700/742/1650	700/742/1650
Interior dimensions in mm (w/d/h)	615/560/1700	578/585/1640	578/560/1640	578/585/1370	578/585/1370	578/560/1370
Energy efficiency class ²	F	G	E	F	F	E
Energy consumption year /24 hrs ³	125/0.343 kWh	147/0.402 kWh	94/0.258 kWh	117/0.320 kWh	117/0.320 kWh	94/0.258 kWh
Climate rating/ Ambient temperature range ⁴	SN-T/ +10 °C to +43 °C	SN-ST/ +10 °C to +38 °C	SN-T/ +10 °C to +43 °C	SN-ST/ +10 °C to +38 °C	SN-ST/ +10 °C to +38 °C	SN-T/ +10 °C to +43 °C
Refrigerant	R 600a	R 600a	R 600a	R 600a	R 600a	R 600a
Sound power level	39 dB(A)	39 dB(A)	38 dB(A)	38 dB(A)	38 dB(A)	38 dB(A)
Sound power class	C	C	C	C	C	C
Connection rating	1.0 A	1.0 A	1.0 A	1.0 A	1.0 A	1.0 A
Frequency/voltage	50 Hz/220–240V~	50 Hz/220–240V~	50 Hz/220–240V~	50 Hz/220–240V~	50 Hz/220–240V~	50 Hz/220–240V~
Cooling system	forced-air	forced-air	forced-air	forced-air	forced-air	forced-air
FreshAir activated charcoal filter	yes	yes	yes	yes	yes	yes
Humidity control via	switchable ventilation	switchable ventilation	switchable ventilation	switchable ventilation	switchable ventilation	switchable ventilation
Temperature zones/Adjustable cooling circuits	1/1	1/1	1/1	1/1	1/1	1/1
Temperature range	+5 °C to +20 °C	+5 °C to +20 °C	+5 °C to +20 °C	+5 °C to +20 °C	+5 °C to +20 °C	+5 °C to +20 °C
Door	Full door, terra	Glass door, frame terra	Full door, terra	Glass door with stainless steel frame	Glass door, frame terra	Full door, terra
Side walls	terra	terra	terra	stainless steel	terra	terra
Type of control /display	MagicEye/external digital	MagicEye/internal digital	MagicEye/internal digital	MagicEye/internal digital	MagicEye/internal digital	MagicEye/internal digital
Fault: warning signal	visual and audible	visual and audible	visual and audible	visual and audible	visual and audible	visual and audible
Alarm (door open)	audible	audible	audible	audible	audible	audible
Child lock function	yes	yes	yes	yes	yes	yes
Interior light	LED	LED	LED	LED	LED	LED
permanently activated /dimmable		yes		yes	yes	
Shelf material	wooden shelf	wooden shelf	wooden shelf	wooden shelf	wooden shelf	wooden shelf
Storage shelves	7	7	7	6	6	6
Height-adjustable shelves	yes	yes	yes	yes	yes	yes
Design	SwingLine	HardLine	HardLine	HardLine	HardLine	HardLine
Handle	Aluminium handle with integrated opening mechanism	Aluminium handle with integrated opening mechanism	Aluminium handle with integrated opening mechanism	Aluminium handle with integrated opening mechanism	Aluminium handle with integrated opening mechanism	Aluminium handle with integrated opening mechanism
Lock	fitted	fitted	fitted	fitted	fitted	fitted
Door hinges	right, reversible on site	right, reversible on site	right, reversible on site	right, reversible on site	right, reversible on site	right, reversible on site
Gross /net weight	94/86 kg	108/100 kg	96/87 kg	94/87 kg	95/87 kg	86/79 kg
Accessories						
FreshAir active carbon filter	9881291	9881291	9881291	9881291	9881291	9881291
Wooden shelf		9881261	9881261	9881261	9881261	9881261
Presentation shelf (wooden folding shelf)		7113619	7113619	7113619	7113619	7113619
Clip-on labelling system	9094559	9094559	9094559	9094559	9094559	9094559
Bottle holder		7436193	7436193	7436193	7436193	7436193
Stainless steel polish				8409030		
Stainless steel cleaner				8409022		

¹ These models are only intended for storing wine. Maximum DIN norm bordeaux bottles capacity (0.75 l) as per norm NF H 35-124 (H: 300.5 mm, Ø 76.1 mm)
² You can find the full range of efficiency classes on p.10. As per EU Regulation 2019/2016.
³ Measured as per EN 62552.
⁴ Indicates the ambient temperature at which the appliance can be safely operated.



Wine storage cabinets Vinothek	WKb 4212 Vinothek	WKr 4211 Vinothek	WKb 3212 Vinothek	WKr 3211 Vinothek	WKb 1812 Vinothek	WKr 1811 Vinothek
Volume	402 litre	383 litre	315 litre	300 litre	135 litre	128 litre
Max. No. of Bordeaux bottles 0.75 Ltr ¹	200	200	164	164	66	66
Exterior dimensions in mm (w/d/h)	600/739/1650	600/739/1650	600/739/1350	600/739/1350	600/613/890	600/613/890
Interior dimensions in mm (w/d/h)	500/560/1466	500/560/1466	500/560/1166	500/560/1166	500/440/710	500/440/710
Energy efficiency class ²						
Energy consumption year/24 hrs ³	177/0.484 kWh	108/0.295 kWh	171/0.468 kWh	92/0.251 kWh	123/0.336 kWh	76/0.207 kWh
Climate rating	SN-ST	SN-T	SN-ST	SN-T	SN-ST	SN-T
Ambient temperature range ⁴	+10 °C to +38 °C	+10 °C to +43 °C	+10 °C to +38 °C	+10 °C to +43 °C	+10 °C to +38 °C	+10 °C to +43 °C
Refrigerant	R 600a	R 600a	R 600a	R 600a	R 600a	R 600a
Sound power level	39 dB(A)	37 dB(A)	37 dB(A)	37 dB(A)	38 dB(A)	37 dB(A)
Sound power class	C	C	C	C	C	C
Connection rating	2.0 A	1.0 A	2.0 A	0.8 A	2.0 A	0.5 A
Frequency/voltage	50 Hz/220–240V~	50 Hz/220–240V~	50 Hz/220–240V~	50 Hz/220–240V~	50 Hz/220–240V~	50 Hz/220–240V~
Cooling system	forced-air	forced-air	forced-air	forced-air	forced-air	forced-air
FreshAir activated charcoal filter	yes	yes	yes	yes	yes	yes
Humidity control via	switchable ventilation	switchable ventilation	switchable ventilation	switchable ventilation	switchable ventilation	switchable ventilation
Temperature zones	1	1	1	1	1	1
Adjustable cooling circuits	1	1	1	1	1	1
Temperature range	+5 °C to +20 °C	+5 °C to +20 °C	+5 °C to +20 °C	+5 °C to +20 °C	+5 °C to +20 °C	+5 °C to +20 °C
Door	Glass door, frame black	Full door, burgundy	Glass door, frame black	Full door, burgundy	Glass door, frame black	Full door, burgundy
Side walls	black	black	black	black	black	black
Type of control/display	MagicEye/external digital	MagicEye/external digital	MagicEye/external digital	MagicEye/external digital	MagicEye/external digital	MagicEye/external digital
Fault: warning signal	visual and audible	visual and audible	visual and audible	visual and audible	visual and audible	visual and audible
Alarm (door open)	audible	audible	audible	audible	audible	audible
Child lock function	yes	yes	yes	yes	yes	yes
Interior light permanently activated	yes		yes		yes	
Shelf material	wooden shelf	wooden shelf	wooden shelf	wooden shelf	clear-coated wire shelves	clear-coated wire shelves
Storage shelves	6	6	4	4	3	3
Height-adjustable shelves	yes	yes	yes	yes	yes	yes
Design	HardLine	HardLine	HardLine	HardLine	HardLine	HardLine
Handle	Slimline door handle black	Slimline door handle black	Slimline door handle black	Slimline door handle black	Slimline door handle black	Slimline door handle black
Door hinges	right, reversible on site	right, reversible on site	right, reversible on site	right, reversible on site	right, reversible on site	right, reversible on site
Gross/net weight	85/79 kg	72/66 kg	70/65 kg	58/53 kg	46/43 kg	39/36 kg
Accessories						
FreshAir active carbon filter	9881291	9881291	9881291	9881291	9881291	9881291
Wooden shelf	9881263	9881263	9881263	9881263		
Galvanised grill shelf					7112035	7112035
Clip-on labelling system	9094559	9094559	9094559	9094559	9086723	9086723
Lock	9094443	9094443	9094443	9094443	9094443	9094443

¹ These models are only intended for storing wine. Maximum DIN norm bordeaux bottles capacity (0.75 l) as per norm NF H 35-124 (H: 300.5 mm, Ø 76.1 mm)
² You can find the full range of efficiency classes on p.10. As per EU Regulation 2019/2016.
³ Measured as per EN 62552.
⁴ Indicates the ambient temperature at which the appliance can be safely operated.



For ideal presentation of your best wine, the WKes 653 features **LED lighting with dimmer function and separate switch**. As the LEDs emit minimal heat and no UV radiation, the wine can be showcased bathed in light for lengthy periods, without compromising its quality.



The ideal storage temperature for storing wine for prolonged periods is +8°C to +12°C. White wine to be kept on hand at serving temperature should ideally be stored at a temperature below +10°C and red wine at up to +18°C. With this in mind the **touch electronic control system** allows the temperature to be set to the exact degree required between +5°C and +20°C.

Under-worktop wine storage cabinet GrandCru	WKes 653 GrandCru	LED	Smart Steel
Volume	48 litre		
Max. No. of Bordeaux bottles 0.75 Ltr ¹	12		
Exterior dimensions in mm (w/d/h)	425/478/612		
Interior dimensions in mm (w/d/h)	350/310/370		
Energy efficiency class ²			
Energy consumption year/24 hrs ³	78/0.215 kWh		
Climate rating	SN		
Ambient temperature range ⁴	+10 °C to +32 °C		
Refrigerant	R 600a		
Sound power level	37 dB(A)		
Sound power class	C		
Connection rating	1.0 A		
Frequency/voltage	50 Hz/220–240V~		
Cooling system	forced-air		
FreshAir activated charcoal filter	yes		
Humidity control via	switchable ventilation		
Temperature zones	1		
Adjustable cooling circuits	1		
Temperature range	+5 °C to +20 °C		
Door	Glass door with stainless steel frame/SmartSteel		
Side walls	stainless steel with SmartSteel		
Type of control/display	LCD display/internal digital		
Fault: warning signal	visual and audible		
Alarm (door open)	audible		
Child lock function	yes		
Interior light	LED		
permanently activated/dimmable	yes/yes		
Shelf material	wooden shelf		
Storage shelves	3		
Drawers for accessories	1		
Design	HardLine		
Lock	fitted		
Door hinges	right hand hinged, not reversible		
Gross/net weight	33/28 kg		
Accessories			
FreshAir active carbon filter	9881287		
Clip-on labelling system	9094559		
Underside cover for wall mounting	9590519		

1 These models are only intended for storing wine. Maximum DIN norm bordeaux bottles capacity (0.75 l) as per norm NF H 35-124 (H: 300.5 mm, Ø 76.1 mm)

2 You can find the full range of efficiency classes on p.10. As per EU Regulation 2019/2016.

3 Measured as per EN 62552.

4 Indicates the ambient temperature at which the appliance can be safely operated.



Cigars can be stored loose in two **presentation boxes** varying in height. The easily removable boxes are crafted from Spanish cedar wood.



The integrated water tank holds one litre of distilled water. Humidity sensors regulate the water requirement and ensure exact compliance with the selected **humidity ranging between 68% and 75%**. A visual display tells the user in good time when water has to be replenished.

[illegible]

FreshAir active carbon filter

Odours from the surrounding air can impair the quality of wine. Liebherr wine cabinets are fitted with easy-to-replace FreshAir activated charcoal filters to ensure clean air, filter out odours and safeguard the quality of the wine.



Wooden shelf

The handcrafted shelf, made from natural wood, is the perfect accessory for safely storing Bordeaux bottles. Positioning the bottles in opposite directions enables full use of the shelf's capacity.



Presentation shelf (wooden folding shelf)

The shelf can be used to present exquisite wines, or to safely store already-opened bottles.



Galvanised grill shelf

Grill shelf for additional requirements.



Clip-on labelling system

The clip-on labelling system provides a quick and clear overview of your wine store. The labelled cards can be easily inserted into the clips which can be attached as required.




Bottle holder

The practical bottle holder allows you to store even more bottles.



Underside cover for wall mounting

Covers the underside, enabling compact appliances to be attractively wall mounted without their underside being visible.



Stainless steel polish

For polishing stainless steel surfaces after they have been cleaned (do not use on SmartSteel).



Stainless steel cleaner

The stainless steel cleaner effectively and gently removes fingerprints, streaks and stains from stainless steel surfaces. (Not for SmartSteel fronts, apply to stainless steel fronts/frames only.)



Lock

The lock prevents unwanted access. Simply assemble on the housing with Vinothek wine cabinets. If two wine cabinets are set up Side-by-Side, the operation of the sideways lock is limited. In this case an additional lock can be fitted below.



Stainless steel bar handle for undercounter wine cabinet

To optimally fit the appliance into the intended kitchen environment, the sturdy aluminium handle can be replaced with a narrower bar handle. This is well-designed, brushed stainless steel that impresses with its good look and feel.





Our catalogue program

Liebherr commercial appliances can be found at specialist retailers where providing first-class service and expert advice is their top priority.

You will find an overview of other Liebherr appliances in our catalogues. Available in stores or on home.liebherr.com.



BIM data available with immediate effect

The cooperation between Liebherr-Hausgeräte and Specifi® gives planners and dealers worldwide access to a digital Liebherr-Hausgeräte library with BIM models for the Food Service and Scientific areas. Compatible with AutoCAD® and Revit.
home.liebherr.com/bimdata



Liebherr Electrocasnice
61-63 Horia Closca si Crisan Street, Otopeni, Ilfov, Romania
tel: +40 212 50 80 90
email: home.SEE@liebherr.com · home.liebherr.ro

Liebherr-Hausgeräte Marica EOOD
4202 Radinovo, Bulgaria
tel.: 00800 50 80 9000
e-mail: home.see@liebherr.com · home.liebherr.bg