

# Fully Integrated 2021/22

[home.liebherr.com](https://home.liebherr.com)

## LIEBHERR

Refrigeration and freezing





# Contents

Liebherr Corporate Group	4
Quality	6
Freshness technology	8
Comfort & flexibility	10
Design	12
Performance in balance	14
New energy label	15
Connectivity	16
OpenStage	18
Water & ice	20
Series	22
Flexible accessories	24
Side-by-Side concept	26
Overview of new product range	40
<b>Fridge-freezers</b>	<b>28</b>
Features	30
Series overview	38
<b>Fridges</b>	<b>52</b>
Series overview	54
Features	56
<b>Freezers</b>	<b>70</b>
Features	72
<b>Under-worktop</b>	<b>80</b>
<b>Wine cabinets</b>	<b>90</b>
Wine cabinet overview	90
Features	92
Fully integrated appliance glossary	104
Diagrams	106

# Global success: The Liebherr Group.

Liebherr is a third-generation, family-owned company founded in 1949 by Hans Liebherr with his ground-breaking invention of the world’s first mobile tower crane.

With over 70 years of success, Liebherr is known as a pioneer in high-quality, breakthrough innovations and countless cutting-edge technologies in numerous industries. One of the world’s largest manufacturers of construction machinery, Liebherr has expanded its broadly diversified portfolio to 13 product segments including earthmoving, deep foundation machines, mobile and crawler cranes, tower cranes, concrete technology, material handling technology, mining, maritime cranes, aerospace and transportation systems, gear technology and automation systems, components, hotels and refrigeration and freezing. The company currently employs about 48,000 people in more than 140 companies in over 50 countries worldwide.



Mobile cranes



Deep foundation



Earthmoving



Crawler cranes



Refrigeration and freezing



Liebherr-Hausgeräte GmbH, Germany

## Liebherr-Hausgeräte – Specialists in refrigeration and freezing.

Liebherr-Hausgeräte covers the full range of refrigeration and freezing for domestic and commercial use. Headquartered in Germany, Liebherr-Hausgeräte has an impressive range of more than 3,000 products in its portfolio.

# Before we think about fridges, we think about you.

Fridges are supposed to cool. But what else should modern appliances be capable of today? How can they better meet customer needs? How can their design be more efficient, intuitive and modern?

We think about all these questions every day, because for us a fridge is not just an appliance. Instead, it should be a partner who supports us where it can ... who thinks in harmony with us, takes on tasks and makes work easier. In order to achieve this, we are constantly developing our appliances. Because the smarter and more helpful they are, the more time you have for all the other important things in life.

**Achieving the highest quality is our standard.**

We have been manufacturing high-quality fridges and freezers and selling them around the world since 1954. Yet at heart we are still a family business and have our roots firmly based in Germany. We continue to develop our products here. German engineering – from an enduring connection with our founder and in the knowledge that engineering expertise has been pooled here for generations.

**Built to last.**

You can experience our quality standards in the smallest of details. For example, before a door hinge is approved by us, it must pass through at least 100,000 opening cycles. This corresponds to a usage period of more than 15 years. We also test all other functional parts to ensure that they can last just as long. We have leveling bars to ensure that your fully integrated appliance works perfectly over this long period and stands firmly in place, even when the wood in the kitchen unit settles. They harmoniously compensate for any unevenness between the floor and the appliance, so that the fridge door always closes tightly. It may sound simple, but this is crucial for avoiding condensation and increased energy consumption.

And if, contrary to expectations, a small detail no longer meets your requirements, you or your expert service partner can usually correct it quickly, because all of our appliances are extremely easy to repair. We keep all essential spare parts in stock for well over 10 years. This saves you money for minor repairs or the purchase of a new appliance – and it is also sustainable.

**We don't just say it. We also guarantee it.**

During production, we take a very close look at all of our fridge components and test them far more thoroughly and more often than required by law – right up until the packaging stage. Only then may our appliances take a little rest. All our production sites are certified according to international ISO 9001 standard for quality and ISO 14001 standard for environmental management. Therefore it is wholly natural for us to guarantee you that for at least two years our products will be free of material and manufacturing defects and are particularly easy to install. With WarrantyPlus, you can easily extend this warranty for up to 10 years.

One thing is certain in any case: Your Liebherr will be a reliable companion for a very long time.



# Taste that stands the test of time: Freshness is a question of technology.

Storing groceries in ideal climatic conditions not only ensures extralong freshness and storage time, it also makes a substantial contribution to avoiding food waste. With our appliances this is possible – thanks to the perfect combination of integrated freshness technologies.

Duo Cooling

**DuoCooling. No drying out.**

Our basic technology in all fridge-freezers is called DuoCooling. Thanks to two completely separate refrigeration circuits, it ensures that there is no exchange of air between the fridge and freezer compartments. The food neither dries out nor are odours transferred – so that only the Camembert smells and tastes like Camembert.

Easy Fresh

**EasyFresh. Ideal for fruit and vegetables.**

The freshness guarantee in your Liebherr fridge. Unpacked fruit and vegetables feel right at home here. At the same temperature as in the fridge compartment and air-tight, lettuce, for example, remains crisp and fresh even after 10 days.

Bio Fresh

**BioFresh. Our all-rounder.**

With the proven BioFresh technology, food is stored at a much cooler temperature than in the rest of the appliance. At temperatures just over 0°C and with perfect humidity, BioFresh offers the ideal storage conditions. The air-tight Fruit & Vegetable safe is the ideal environment for fresh produce. Meat, fish and dairy products are in good hands in the Meat & Dairy safe.

Bio Fresh Professional

**BioFresh Professional. Refrigerate like the professionals.**

A special innovation can be found in BioFresh Professional and the brand new HydroBreeze feature. Every time the door is opened and after every 90 minutes, a fresh, cold mist is produced, which covers the fruit and vegetables like a balm. The mist ensures crisp freshness and improves the structure – coating the fruit and veg with a special wow effect.

**Fresh. Sustainable. Healthy.**

The storage climate: We could write so much about it. To put it briefly, there are three main reasons that motivate us to keep perfecting it. First: An ideal climate contributes to keeping your food fresh for longer. You can enjoy it fresh for longer. Second: This prevents unnecessary food waste and means you have to go shopping less frequently. Three: Optimal storage helps to protect vitamins and nutrients. And this contributes to a healthy diet.



**HydroBreeze – the cold fresh mist.**

We found inspiration for the HydroBreeze in Salinas Valley in California. Due to the proximity to the cool Pacific Ocean, in the summer a fine humid mist covers the valley and the fields. This prevents the vegetables grown here from drying out.

Hydro Breeze



# Fits exactly to your needs.

Fridges and freezers are used daily. They have long been an essential part of our lives. And they should be as simple to use and convenient for you as possible. That's why we develop fully integrated appliance that impress with their ease of use, clarity and flexibility – from the first door opening to the smallest features. In this way they adapt perfectly to meeting your needs.

## Life is a request show.

The features of the new fully integrated appliance give you more freedom: The divisible glass shelf, with its effortless one-handed operation, creates space for tall containers and carafes.

Do you like things to be well organised? With the VarioBox and the VarioSafe you can store smaller objects neatly in the door or interior – always exactly at the height you like.

How about a cold drink? The glass shelf above the BioFresh safe transforms into a bottle shelf in the blink of an eye. The freezer compartment also ensures you are well prepared with an appliance from our new fully integrated series:

VarioSpace creates space for the largest turkey or the highest ice cream cake. Speaking of cake: For all those who love baking, our fridges and fridge-freezers offer enough space for a full baking tray.

## Full of food. And convenience.

To ensure that all your food is always perfectly accessible, our appliances have telescopic rails in the fridge and freezer compartments which enable the drawers to slide back and forth with ease. And even once you have found all the ingredients, there is still further convenience with thanks to the SoftSystem. This means that our doors always close gently and quietly, even if the force applied is a little too strong.



# Timeless and elegant. Design for every kitchen.

Hidden behind the panels of your integrated kitchen, your Liebherr is inconspicuous and lets the design of the kitchen take the spotlight. But once you open it, it's immediately apparent that behind the door lies something very special.

**Design meets functionality.**

Puristic and timeless on one hand. Elegant and exclusive on the other. The new design language blends seamlessly into any interior: The high quality glass and stainless steel components are impressive. The precise craftsmanship, an eye for detail and the harmonious combination of materials, shapes and colours create an aesthetically pleasing whole. This is subtly highlighted by the new lighting concept, LightTower.



The new LightTower lighting concept evenly illuminates the interior while supporting the glass shelves. Flexible, space-saving, unique.



Just a fan? Not at all: the new fan with ambient lighting ensures almost uniform temperature distribution and also includes the FreshAir activated charcoal filter. Functionality at its best.



# Perfectly balanced: a powerful, complete package.

A good fridge is a real all-rounder: In addition to low power consumption and low noise levels, it should also offer plenty of space for food and have power reserves for when they are needed. For this reason we don't pay attention to just one factor, instead we have all usage situations in mind at once. The result: our appliances offer a balanced, perfectly coordinated complete package of energy efficiency, capacity, noise level and cooling performance. So all good things come in fours for us.



### Energy efficiency

Our new fully integrated appliances occupy top positions in efficiency rankings. In this way, they protect the precious resources of our environment and, thanks to low electricity costs, your wallet too.

### Capacity

We have the perfect appliance for all family sizes, lifestyles and niche heights. From extra-large drawers to the smallest details, we make sure that no litre of capacity goes to waste. For example, through space-saving lighting solutions recessed into the housing.

### Noise level

Kitchen and living spaces are merging more and more in modern home design concepts. This underlines the importance of particularly quiet fridges. Our new fully integrated range therefore offers a wide selection of extremely quiet appliances. Some even achieve the ultra-quiet level of 29 dB.

### Refrigeration

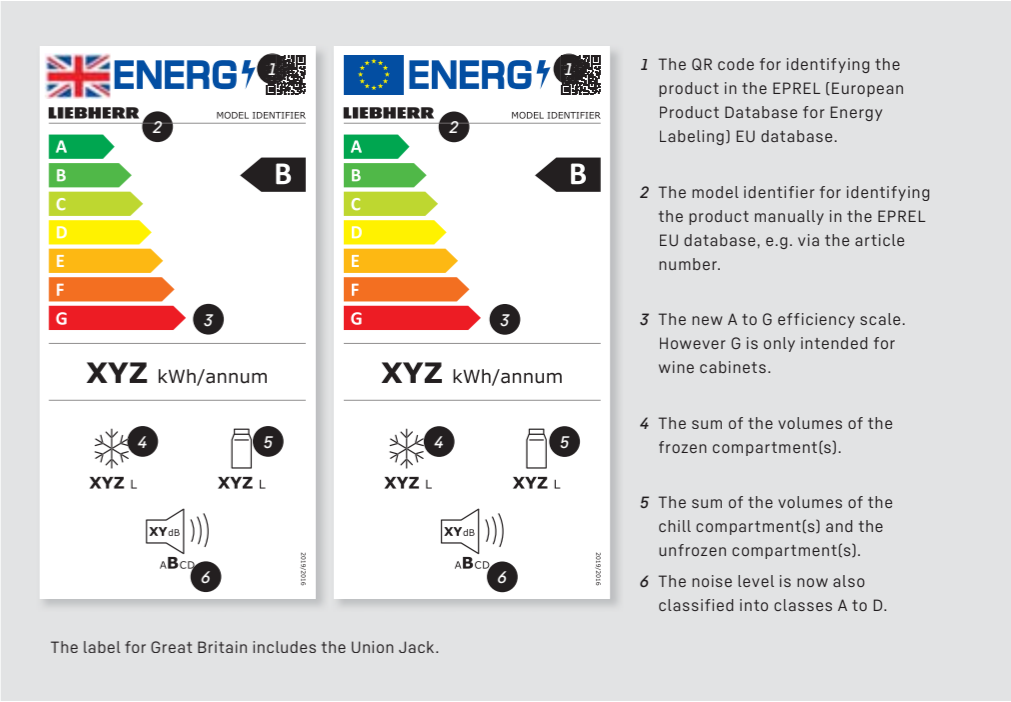
Intelligent sensor technology constantly adapts the cooling performance to the current use – our fully integrated appliances are very energy-efficient and economical in everyday use. At the same time, they offer considerable power reserves. For example, to cool a larger amount of food after the weekly shop and they are especially good for spontaneous visits. Drinks can be brought to a pleasant drinking temperature extremely quickly at the touch of a button.



# The new energy label for electrical appliances.

It is now once again possible to distinguish more easily between efficient and inefficient appliances. With the reform of the energy label, appliances will once again be rated from A to G on the efficiency scale. This will make things much clearer for you in future.

Technology is developing  
all the time.  
And we also never  
stand still.



We are constantly working on features that make everyday work easier, optimise storage and reduce energy. We were one of the first manufacturers in Europe to develop fridges and freezers in the highest efficiency class. And that is also our aim for the future. Fridges and freezers work around the clock and are responsible for up to 15 percent of the electricity bill. As our appliances consume less energy, they make an important contribution to climate protection.



# We are already providing what the future will bring.

One thing is clear: Technology will get smarter and smarter in the future. But does a fridge need to be intelligent? It doesn't have to be. But we believe: Another cool head in the household can't do any harm. Thanks to many smart functions, our appliances have proven themselves to be reliable helpers behind the scenes.

## Integrating progress.

Your fridge thinks for you whenever it can. For example, it reminds you of forgotten drinks in the freezer – thanks to the integrated BottleTimer. So burst bottles are a thing of the past.

When you're on holiday, simply switch your fridge to HolidayMode. That way you can save a lot of energy.

And especially interesting for all those who are also drawn to the fridge at night: NightMode. The interior is then only illuminated with a dimmed light. So after a midnight snack, you can go back to bed quickly and are guaranteed not to fully wake up from your slumbers.



Learn how digitally networked refrigeration makes your everyday life easier:  
[home.liebherr.com/shop/en/gbr/](https://home.liebherr.com/shop/en/gbr/)



You can download the SmartDevice app here:



## Always perfectly networked.

All our new fully integrated models are either networked during production or can be subsequently connected to WiFi via the SmartDeviceBox.

This way you benefit from the many new possibilities of our SmartDevice app and connecting your fridge to an existing smart home environment. This allows you to easily control appliances via online services like IFTTT.

Thanks to networking, important status messages are also sent directly to your mobile phone. For example via DoorAlarm, if the fridge door is left open. But our SmartDevice app has even more to offer: You will also find helpful storage tips, access to operating instructions, warranty extensions, accessories and much more.

In short, our appliances make you ready for tomorrow today.



## We play it very, very safe.

We take data protection very seriously. For this reason we have chosen a software partner who shares our high standards: Microsoft, as the first leading provider of cloud services, is certified in accordance with the international standard ISO/IEC 27018, which regulates data protection, and uses AES-256 – the same encryption technology employed in the banking sector.

# The kitchen becomes a market stand: with the new OpenStage drawers.

Now there's a clear view of everything: With the transparent OpenStage drawers we are setting new standards in ease of use and design. Inspired by display cases in fine delicatessens, the OpenStage concept showcases all your food at a glance. The drawers are reminiscent of market stands and present the complete contents of the fridge in an optimally clear and ergonomically ideal way.



Available 4th quarter 2021



You can store a large number of drinks in the practical drawers and remove them easily. High-quality railings ensure stability. When closing the drawers you will also enjoy the highest level of convenience, thanks to the gentle self-closing mechanism.

The captivating design has a full stainless steel panel on the rear wall and in the interior door as well as a fan with discreet ambient lighting. In this way, you will feel something special every time you open the door.



# It's raining ice cubes. Automatically.

Spontaneous party? Not a problem. The IceMaker produces up to 130 ice cubes a day, providing plenty of ice for aperitifs, cocktails and soft drinks – for a truly memorable summer garden party. With the MaxIce feature, you can further speed up ice cube production if you have invited lots of guests over.



## Flexible installation.

The IceMaker is available with a direct connection to the drinking water supply. If such a connection is not available, there are also models with a water tank in the fridge compartment. So you can enjoy convenient ice cube production even without a fixed tap water connection.



# This spring has its source in the fridge.

Our InfinitySpring brings a crystal-clear source of water into the heart of your kitchen. Because water is healthy. Now lugging heavy crates and plastic bottles full of water are history. This means less strain on your back and also has our environment in mind. Simple and sustainable.

## Ice-cold water on tap with no heavy lifting.

The flush-mounted water dispenser is always there when it is needed and almost invisible when its not. It is suitable for containers of almost any size, also for carafes or bottles for the water carbonator. The integrated filter system ensures perfect water quality. By the way, in contrast to conventional table water filters, it only needs to be replaced every six months.




For a clear overview.  
Even before you  
open the fridge.

- Pure
- ◇ Plus
- ⬡ Prime
- △ Peak

Which appliance is right for me?  
This customer question is not always easy to answer.  
That's why we have made things even simpler by  
dividing our product range into four easy to understand Series.

○ **Pure Series**  
The Pure Series is our basic class. Simple, clear and perfectly equipped for all essential needs. Appliances in the Pure Series are stripped down to the essentials. But full to the brim with the highest level of Liebherr quality.



◇ **Plus Series**  
The Plus Series builds on our Pure Series and has many impressive additional details. Above all, plus means a plus in comfort. The appliances not only provide first-class refrigerating and freezing, they are also just that little bit smarter. They help make much of the handling a little easier.

⬡ **Prime Series**  
With the Prime Series things get much more classy. It makes an unmistakable mark in terms of design and material. Above all, genuine materials are used inside the appliances, such as stainless steel. But also special lighting solutions make the appliances in this Series particularly appealing.



△ **Peak Series**  
The Peak Series sits at the top of our Series. This combines the best with the best. There is no compromise. Innovative Liebherr technology meets high-end design and comfort solutions that are simply the best in its class. Appliances in this Series are for those who want everything.

# Flexible accessories for your appliance.

Get more from your Liebherr appliance  
with our range of accessories.



## Lifestyle features

Our butter dish offers space for a wide variety of butter sizes and fits perfectly into all shelves. The easy-to-fill ice cube tray is non-spill. Saving energy made easy: With the Vario energy-saving panel, you can reduce the energy consumption of your NoFrost freezer by up to 30% when you are not using all drawers.



## Perfect installation – perfect appearance

Connecting sets, stainless steel frames and fronts with matching handles or drawers for accessories: the product range features many accessories that can help integrate a fully integrated appliance in the kitchen in an individual and visually perfect fashion.

## Accessories and Consumables

Matching accessories and consumables such as FreshAir filters for your appliance can be purchased through our shop: <https://home.liebherr.com/shop/en/gbr/>



## Organisational systems

Set up your fridge how you want it: In addition to the VarioSafe and the VarioBoxes, to leave room on the shelves for larger items, we have solutions for loose produce such as the 2in1 egg tray and the FlexSystem. Or personalise your wine cabinet with our bottle shelves, presentation shelves and clip on labelling.




# Creating an individually designed Food and Wine Centre.

Liebherr appliances designed for incorporation into our Side-by-Side food centres feature an integrated heating system in their ceiling and/or side walls. This heating prevents condensation forming between appliances running at 0 °C and colder – especially if there is a large temperature differential, as with a fridge and freezer.

Different Liebherr appliances can be combined in the food and wine storage (horizontally and vertically) without problems, with both the appliances and kitchen furniture being fully protected against condensation.



**Freezers with heated ceiling**  
This allows freezers (niche height: 72 cm and 88 cm) to be vertically combined with a refrigerator or wine cabinet of any niche height.




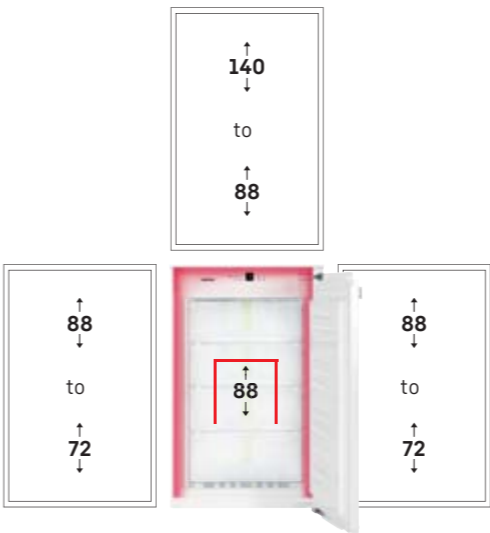

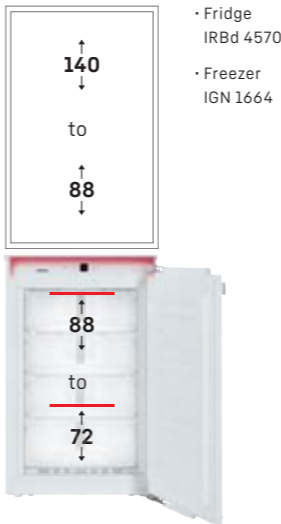
**Heated side walls on both sides**  
This allows SIGN freezers (niche height: 140 cm and 178 cm) and the SICNd 5153 fridge-freezer to be positioned on either side of appliances of any niche height.



**Heated ceiling and side walls**  
These allow the full-space BioFresh SIBP 1650 refrigerator to be combined vertically with appliances of any niche height. Combinations up to a niche height of 178 cm are possible on both sides.



## Example combinations



## Fridge-freezers



ICNd 5153

# Quality down to the finest detail



**EasyFresh**

The guarantee of market freshness in the home is our EasyFresh-Safe. Whether it's unpackaged vegetables or fruit, this ensures optimal storage for everything. Thanks to the air-tight closure, the food causes the humidity in the safe to rise. This keeps the food fresh for a long time.



**SuperSilent**

Shhh – listen carefully. Your Liebherr is so quiet that you have to strain your ears to hear it. How is this achieved? All refrigeration components such as compressors, valves, fans and evaporators are optimised and perfectly adapted to one another. This means you only hear what you want to hear in your kitchen.



**IceMaker**

Are there any ice cubes left? An IceMaker means you never have to ask. With the IceMaker with fixed water connection, the water comes directly from the tap. The MaxIce function allows you to produce up to 1.5 kg of ice cubes a day. The ice cube separator helps to divide the drawer into any size you want – for example, ice cubes on the left, ice cream on the right – or just for ice cubes.



**LED freezer compartment lighting**

The LED freezer compartment lighting ensures your freezer drawers are pleasantly lit. This makes it even easier for you to find the food you want. The energy-efficient LED unit is elegantly positioned above the drawers to save space.



**LightTower**

Enjoy an optimally illuminated interior: the LightTower shows off the food in its best light and is positioned so that all of your filled fridge is illuminated at all times. The flush mounting of the LightTower in the side walls means there is also more space for your food.



**FlexSystem**

Small and delicate fruit in the refrigerator can easily roll out of sight or become crushed. That's why your Liebherr comes with the FlexSystem. Two flexibly positionable boxes in the BioFresh safe ensure everything is clearly arranged and organised. And they also safely protect even the smallest raspberry from bruising or from being mixed up with other foods.



**NoFrost**

When you open your freezer, you want to see frozen food – and certainly not ice and frost. NoFrost protects the freezer compartment from unwanted icing, which consumes a lot of energy and can be expensive. NoFrost means no more tedious and time-consuming defrosting of the freezer compartment, more time for other things – and saving money.



**BioFresh Professional**

Do you want to cool fruit and vegetables like professionals? You'll be inspired by HydroBreeze. The cold mist combined with a temperature in the safe of around 0 °C gives food that extra a boost for longer shelf life. And it creates a genuine visual wow effect. HydroBreeze is activated every 90 min. for 4 seconds and for 8 seconds when the door is opened.



**DuoCooling**

DuoCooling uses two completely separate refrigeration circuits to ensure no air is exchanged between the fridge and freezer compartments. The food neither dries out nor is odour transferred. This means throwing less away, shopping less often, but saving more and greater enjoyment.



**Side-by-Side concept**

The side-by-side concept makes it possible to position fridges, freezers and wine cabinets to suit your needs. Special technology for controlling the environment between appliances enables numerous combinations. More information see page 26-27.



**Ice cube tray with lid**

The large ice cube tray is easy to fill with water thanks to its convenient fill opening. The lid seals on tightly so that the tray can be safely moved and placed in the appliance without spills.



**Egg tray 2in1**

Do you like chicken eggs? So does your Liebherr – that's why it has the 2in1 egg tray. This not only provides space for up to 20 chicken eggs, but also for up to 24 quail eggs. The egg tray consists of an outer and an inner part which can be slid into each other in different ways. By turning the tray over, the quail egg holes can be used.

# Quality down to the finest detail



## SmartSteel rear wall

The rear wall in elegant SmartSteel gives your Liebherr a stylish look and feel. Your food will also love SmartSteel as stainless steel is food-safe and hygienic. SmartSteel also reduces the visibility of fingerprints – making the appearance even more pleasing.



## BioFresh

Crunchy salad and strawberries: the most delicate foods deserve a special place so they stay fresh longer – in BioFresh safes. In the Fruit & Vegetable safe the temperature is close to 0°C. Combined here with the constant humidity, thanks to the air-tight closure, unpackaged fruit and vegetables feel particularly at home. You do not have to adjust anything.



## IceMaker with fixed water connection

Are there any ice cubes left? An IceMaker means you never have to ask. With the IceMaker with fixed water connection, the water comes directly from the tap. The MaxIce function allows you to produce up to 1.5 kg of ice cubes a day. The ice cube separator helps to divide the drawer into any size you want – for example, ice cubes on the left, ice cream on the right – or just for ice cubes.



## LED side lighting on both sides

For a quick overview of everything in the refrigerator: thanks to the LED side lighting on both sides, your food is in view at all times. The LEDs are positioned so that your large refrigerator is also illuminated with food inside it. And the LEDs integrated flush into the side walls mean that the valuable usable area is fully maintained.



## NoFrost

When you open your freezer, you want to see frozen food – and certainly not ice and frost. NoFrost protects the freezer compartment from unwanted icing, which consumes a lot of energy and can be expensive. NoFrost means no more tedious and time-consuming defrosting of the freezer compartment, more time for other things – and saving money.



## Versatile bottle shelf

The versatile bottle shelf is an innovative feature in all BioFresh Premium models. It can be positioned above or below the glass shelf to suit individual requirements.



## ECBN 6256 PremiumPlus

Door-on-door / built-in appliance for integrated use	
Energy efficiency class:	<div><div></div><div>F</div><div>A</div><div>G</div></div>
Energy consumption per year / 24 h:	341 / 0.934 kWh
Total volume*:	522 l
(Fridge: 292.2 l / BioFresh compartment: 70.6 l / Freezer compartment: 159.5 l)	
Noise output / Sound power level:	40 dB(A) / C. Silent
Climate rating:	SN-T (from +10 °C to +43 °C)
Aperture dimensions in cm (h/w/d):	203.2-207.2 / 91.5 / at least 61.0
Special dimension depth see installation diagram	



- Controls**
  - MagicEye, Touch electronics
  - Digital temperature display for refrigerator and freezer compartment
  - SuperCool function
  - Automated SuperFrost system, quantity-controlled
  - FrostControl
  - Alarm in case of malfunction: visual and acoustic
  - Door alarm: acoustic
- Fridge and BioFresh compartment**
  - Premium GlassLine shelving with bottle carrier, egg tray
  - 3 GlassLine shelves
  - Variable bottle shelves
  - LED lighting column on both sides and LED ceiling light
  - LED BioFresh lighting
- Freezer compartment** **\*\*\*\***
  - 2 Self-closing drawers on telescopic rails
  - IceMaker for plumbed-in connection 3/4"
  - Ice cube production in 24 h: 1.3 kg
  - Ice cube storage: 2.7 kg
  - LED lighting
  - Storage time in the event of power cut: 12 h
  - Freezing capacity in 24 h: 10 kg
- Key features**
  - Height-adjustable feet at front and rear
  - Door stop left fix / right fix
  - Dry rear wall in stainless steel
- 2 BioFresh-Safes with telescopic rails, both variably adjustable from HydroSafe to DrySafe**

Stainless steel panels and handles available as accessories.



## ECBN 6156 PremiumPlus

Door-on-door / built-in appliance for integrated use	
Energy efficiency class:	<div><div></div><div>F</div><div>A</div><div>G</div></div>
Energy consumption per year / 24 h:	414 / 1.134 kWh
Total volume*:	522 l
(Fridge: 292.2 l / BioFresh compartment: 70.6 l / Freezer compartment: 159.5 l)	
Noise output / Sound power level:	41 dB(A) / C. Silent
Climate rating:	SN-T (from +10 °C to +43 °C)
Aperture dimensions in cm (h/w/d):	203.2-207.2 / 91.5 / at least 61.0
Special dimension depth see installation diagram	



- Controls**
  - MagicEye, Touch electronics
  - Digital temperature display for refrigerator and freezer compartment
  - SuperCool function
  - Automated SuperFrost system, quantity-controlled
  - FrostControl
  - Alarm in case of malfunction: visual and acoustic
  - Door alarm: acoustic
- Fridge and BioFresh compartment**
  - Premium GlassLine shelving with bottle carrier, egg tray
  - 3 GlassLine shelves
  - Variable bottle shelves
  - LED lighting column on both sides and LED ceiling light
  - LED BioFresh lighting
- Freezer compartment** **\*\*\*\***
  - 2 Self-closing drawers on telescopic rails
  - IceMaker for plumbed-in connection 3/4"
  - Ice cube production in 24 h: 1.3 kg
  - Ice cube storage: 2.7 kg
  - LED lighting
  - Storage time in the event of power cut: 12 h
  - Freezing capacity in 24 h: 10 kg
- Key features**
  - Height-adjustable feet at front and rear
  - Right hand hinge, fixed
  - Dry rear wall in stainless steel
- 2 BioFresh-Safes with telescopic rails, both variably adjustable from HydroSafe to DrySafe**

Choose from left (617) or right (001) hand hinge, fixed.

Stainless steel panels and handles available as accessories.

\* In accordance with Regulation EU 2019/2016 we indicate the total volume to the nearest integer (rounded off) and the volume of the frozen compartments and refrigeration compartments to one place after the decimal point.

You can find the full range of efficiency classes on page 15. According to [EU] 2017/1369 6a.



Combined refrigerator-freezer with BioFresh and NoFrost for integrated use



ECBN 5066  
PremiumPlus

Door-on-door / built-in appliance for integrated use	
Energy efficiency class:	<div><div></div><div>F</div><div>A</div><div>G</div></div>
Energy consumption per year / 24 h:	326 / 0.893 kWh
Total volume*:	402 l
	(Fridge: 215.3 l / BioFresh compartment: 62.1 l / Freezer compartment: 124.6 l)
Noise output / Sound power level:	42 dB(A)
Climate rating:	SN-T (from +10 °C to +43 °C)
Aperture dimensions in cm (h/w/d):	203.2-207.2 / 76.2 / at least 61.0
Special dimension depth see installation diagram	

- Bio Fresh

Duo Cooling

No Frost

Ice Maker

Telescopic Rails

- Controls

· MagicEye, Touch electronics

· Digital temperature display for refrigerator and freezer compartment

· SuperCool function

· Automated SuperFrost system, quantity-controlled

· Alarm in case of malfunction: visual and acoustic

· Door alarm: acoustic
- Fridge and BioFresh compartment

· Premium GlassLine shelving with bottle carrier, egg tray

· 3 GlassLine shelves, of which 1 divisible

· Variable bottle shelf

· LED light column, both sides

· LED BioFresh lighting

· 2 BioFresh-Safes with telescopic rails, both variably adjustable from HydroSafe to DrySafe

- Freezer compartment

· 2 Self-closing drawers on telescopic rails

· IceMaker for plumbed-in connection 3/4"

· Ice cube production in 24 h: 1.0 kg

· Ice cube storage: 2.7 kg

· LED lighting

· Storage time in the event of power cut: 16 h

· Freezing capacity in 24 h: 6 kg

- Key features

· Height-adjustable feet at front and rear

· Right hand hinge, reversible

· Dry rear wall in stainless steel

Choose from left (617) or right (001) hand hinge, fixed.

Stainless steel panels and handles available as accessories.

\* In accordance with Regulation EU 2019/2016 we indicate the total volume to the nearest integer (rounded off) and the volume of the frozen compartments and refrigeration compartments to one place after the decimal point.

You can find the full range of efficiency classes on page 15. According to (EU) 2017/1369 6a.



SBS 7014  
Comfort

SIGN 3576 Premium	
Door-on-door / built-in appliance for integrated use	
Energy efficiency class:	<div><div>F</div><div>A</div><div>G</div></div>
Energy consumption per year / 24 h:	298 / 0.816 kWh
Total volume*:	216 l (Freezer compartment: 216.8 l)
Noise output / Sound power level:	37 dB(A) / C. Silent
Climate rating:	SN-T (from +10 °C to +43 °C)
Aperture dimensions in cm (h/w/d):	177.2-178.8 / 56-57 / at least 55.0



- Controls**
- MagicEye, touch electronics
  - Digital temperature display
  - Automated SuperFrost system, quantity-controlled
  - FrostControl
  - Alarm in case of malfunction: visual and acoustic

- Freezer compartment** **\*\*\***
- 9 drawers, of which 5 on telescopic rails, VarioSpace
  - IceMaker for plumbed-in connection 3/4"
  - Ice cube production in 24 h: 0.8 kg
  - Ice cube storage: 1.5 kg
  - LED lighting
  - Storage time in the event of power cut: 9 h
  - Freezing capacity in 24 h: 11 kg
  - 2 cold storage accumulators
  - Safety glass fittings

- Key features**
- Side-panel heating on both sides, suitable for combination with other fridges, freezers and/or wine appliances
  - Height-adjustable feet at front
  - Left hand hinge, reversible

\* In accordance with Regulation EU 2019/2016 we indicate the total volume to the nearest integer (rounded off) and the volume of the frozen compartments and refrigeration compartments to one place after the decimal point.



SBS 7012  
Comfort

SIGN 3524 Comfort	
Door-on-door / built-in appliance for integrated use	
Energy efficiency class:	<div><div>F</div><div>A</div><div>G</div></div>
Energy consumption per year / 24 h:	298 / 0.816 kWh
Total volume*:	216 l (Freezer compartment: 216.8 l)
Noise output / Sound power level:	39 dB(A) / C. Silent
Climate rating:	SN-T (from +10 °C to +43 °C)
Aperture dimensions in cm (h/w/d):	177.2-178.8 / 56-57 / at least 55.0



- Controls**
- MagicEye, keys
  - Digital temperature display
  - Automated SuperFrost system, time-controlled
  - FrostControl
  - Alarm in case of malfunction: visual and acoustic

- Freezer compartment** **\*\*\***
- 8 drawers, VarioSpace
  - Ice cube tray with lid
  - Storage time in the event of power cut: 9 h
  - Freezing capacity in 24 h: 14 kg
  - Safety glass fittings

- Key features**
- Side-panel heating on both sides, suitable for combination with other fridges, freezers and/or wine appliances
  - Height-adjustable feet at front
  - Left hand hinge, reversible

You can find the full range of efficiency classes on page 15. According to (EU) 2017/1369 6a.



- Controls**
- MagicEye, keys
  - Digital temperature display
  - SuperCool function

- Fridge and BioCool compartment**
- Comfort GlassLine shelving with bottle carrier, adjustable egg tray
  - 7 GlassLine shelves, of which 1 divisible
  - Bottle shelf
  - LED lighting
  - 2 BioCool-Boxes on telescopic rails

- Key features**
- Height-adjustable feet at front
  - Right hand hinge, reversible

# Fridge-freezers



○ Pure-Series



◇ Plus-Series



⬡ Prime-Series



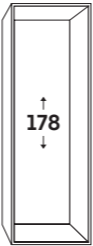
△ Peak-Series

	○ Pure-Series	◇ Plus-Series	⬡ Prime-Series	△ Peak-Series
Freshness technology	EasyFresh	EasyFresh	EasyFresh On telescopic rails	EasyFresh On telescopic rails
		BioFresh On telescopic rails	BioFresh with SoftTelescopic	BioFresh Professional with SoftTelescopic
	DuoCooling	DuoCooling	DuoCooling	DuoCooling
	FreshAir filter	FreshAir filter	FreshAir filter	FreshAir filter
	SmartFrost	SmartFrost	SmartFrost	SmartFrost
	NoFrost	NoFrost	NoFrost	NoFrost On telescopic rails
Comfort & flexibility		Divisible glass shelf	Divisible glass shelf	Divisible glass shelf
		SoftSystem soft stop mechanism	SoftSystem soft stop mechanism	SoftSystem soft stop mechanism
		VarioSafe	VarioSafe	VarioSafe
			VarioBoxes	VarioBoxes
			Butter dish	Butter dish
	Egg tray	Egg tray	2in1 egg tray	2in1 egg tray
		Bottle shelf	Bottle shelf	Bottle shelf
		Ice cube tray	Ice cube tray with lid	Ice cube tray with lid
				FlexSystem
				Freezer tray
Design	Ceiling or side lighting fridge compartment	Ceiling or side lighting fridge compartment	LightTower	LightTower
			Lighting BioFresh safe	Lighting BioFresh safe
			Freezer light	Freezer light
				IceMaker lighting
				Fan lighting
			SmartSteel rear wall	SmartSteel rear wall
				SmartSteel door interior
	Transparant glass	Transparant glass	Satin finish glass	Satin finish glass
	Stainless steel look shelves	Stainless steel look shelves	Glass & stainless steel rack	Glass & stainless steel rack
	Touch display	Touch display	Touch & Swipe display	Touch & Swipe display
Connectivity (SmartDeviceBox)	Can be retrofitted	Can be retrofitted or is included with "i" models	Can be retrofitted or is included with "i" models	Can be retrofitted or is included with "i" models
Water & ice		IceMaker	IceMaker	IceMaker
				InfinitySpring

# Overview of product range according to niche and series

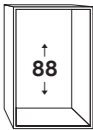
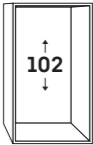
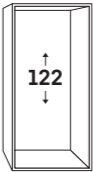
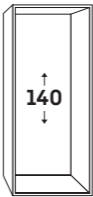
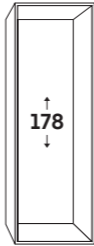
- △ Peak-Series
- ⬡ Prime-Series
- ◇ Plus-Series
- Pure-Series

## Combined refrigerator-freezer



Door on door	
BioFresh Professional/NoFrost	ICBNdi 5183
BioFresh Professional/SmartFrost	ICBdi 5182
BioFresh/NoFrost	ICBNd 5163
	ICBNd 5153
	ICBNe 5123
BioFresh/SmartFrost	ICBb 5152
EasyFresh/NoFrost	SICNd 5153
	ICNe 5133
	ICNf 5103
EasyFresh/SmartFrost	ICd 5123
	ICe 5103
Door slider	
EasyFresh/NoFrost	ICNSf 5103
EasyFresh/SmartFrost	ICSe 5122
	ICSe 5103


## Refrigerators




Door on door					
BioFresh Professional	IRBdi 5180	IRBd 4570	IRBb 4170		
BioFresh/OpenStage	IRBPdi 5170				
BioFresh	IRBd 5151			IRBd 4020	
	IRBd 5150				
	IRBe 5120				
EasyFresh	IRf 5101	IRe 4521	IRe 4101		IRf 3900
	IRe 5100	IRe 4520	IRe 4100		
Bottle pull-out/ EasyFresh	IRDe 5120				
Door slider					
EasyFresh					IRSf 3901
					IRSf 3900

### Integrated Side-by-Side Food Storage Centres

IXCC 5165  
Prime

<b>SICNd 5153 Prime</b>	
Door-on-door / built-in appliance for integrated use	
Energy efficiency class:	
Energy consumption per year / 24 h:	<b>181 / 0.495 kWh</b>
Total volume*:	<b>254 l</b>
<b>(Fridge: 184.4 l / Freezer compartment: 69.9 l)</b>	
Noise output / Sound power level:	<b>34 dB(A) / B, SuperSilent</b>
Climate rating:	<b>SN-T (from +10 °C to +43 °C)</b>
Aperture dimensions in cm (h/w/d):	<b>177.2-178.8 / 56-57 / at least 55.0</b>

<b>ICBNd 5163 Prime</b>	
Door-on-door / built-in appliance for integrated use	
Energy efficiency class:	
Energy consumption per year / 24 h:	<b>208 / 0.569 kWh</b>
Total volume*:	<b>246 l</b>
<b>(Fridge: 104.1 l / BioFresh compartment: 71.2 l / Freezer compartment: 70.9 l)</b>	
Noise output / Sound power level:	<b>34 dB(A) / B, SuperSilent</b>
Climate rating:	<b>SN-ST (from +10 °C to +38 °C)</b>
Aperture dimensions in cm (h/w/d):	<b>177.2-178.8 / 56-57 / at least 55.0</b>

Easy Fresh	Duo Cooling	No Frost	Super Silent	Soft System	Light Tower	Smart Device ready	Glass & Steel Interior
------------	-------------	----------	--------------	-------------	-------------	--------------------	------------------------

### Controls

- 2.4" TFT-colour display, touch- & swipe-electronics
- Digital temperature display for refrigerator and freezer compartment
- SmartDeviceBox: as an optional accessory
- Automated SuperFrost system, quantity-controlled
- SuperCool function
- Warning signal in case of malfunction: visual and audible
- Door alarm: visual and acoustic

### Fridge compartment

- PowerCooling with FreshAir active carbon filter
- Premium GlassLine shelving with bottle carrier, VarioBoxes, adjustable egg tray, butter dish
- 5 GlassLine shelves, of which 1 divisible
- 3 bottle shelf
- LED light panel both sides
- 1 EasyFresh-Safe on telescopic rails

## Freezer compartment ❄️❄️❄️

- 3 drawers, VarioSpace
- Ice cube tray with lid
- LED lighting
- Storage time in the event of power cut: 9 h
- Freezing capacity in 24 h: 6 kg
- 2 cold storage accumulators
- Safety glass fittings

### Key features

- Side-panel heating on both sides, suitable for combination with other fridges, freezers and/or wine appliances
- Height-adjustable feet at front
- Left hand hinge, reversible
- Dry rear wall in stainless steel with SmartSteel

## Controls

- 2.4" TFT-colour display, touch- & swipe-electronics
- Digital temperature display for fridge, BioFresh and freezer compartments
- SmartDeviceBox: as an optional accessory
- SuperCool function
- Alarm in case of malfunction: visual and acoustic
- Door alarm fridge compartment: visual and acoustic

### Fridge and BioFresh compartment

- PowerCooling with FreshAir active carbon filter
- Premium GlassLine shelving with bottle carrier, VarioBoxes, adjustable egg tray, butter dish
- 3 GlassLine shelves, of which 1 divisible
- Bottle shelf
- LED light panel both sides
- LED BioFresh lighting
- 2 BioFresh-Safes with SoftTelescopic, 1 Fruit & Vegetable-Safe, 1 Meat & Dairy-Safe



**Freezer compartment** ❄️❄️❄️

- 3 drawers, VarioSpace
- IceMaker for plumbed-in connection  
3/4"
- Ice cube production in 24 h: 1.2 kg
- Ice cube storage: 5 kg
- LED lighting
- Storage time in the event of power cut: 9 h
- Freezing capacity in 24 h: 6 kg
- 2 cold storage accumulators
- Safety glass fittings

### Key features

- Height-adjustable feet at front
- Right hand hinge, reversible
- Dry rear wall in stainless steel with SmartSteel

IXCC 5155  
Prime

SICNd 5153 Prime	ICBNd 5153 Prime
Door-on-door / built-in appliance for integrated use	Door-on-door / built-in appliance for integrated use
Energy efficiency class: 	Energy efficiency class: 
Energy consumption per year / 24 h: 181 / 0.495 kWh	Energy consumption per year / 24 h: 207 / 0.567 kWh
Total volume*: 254 l (Fridge: 184.4 l / Freezer compartment: 69.9 l)	Total volume*: 245 l (Fridge: 104.1 l / BioFresh compartment: 71.2 l / Freezer compartment: 69.9 l)
Noise output / Sound power level: 34 dB(A) / B, SuperSilent	Noise output / Sound power level: 34 dB(A) / B, SuperSilent
Climate rating: SN-T (from +10 °C to +43 °C)	Climate rating: SN-ST (from +10 °C to +38 °C)
Aperture dimensions in cm (h/w/d): 177.2-178.8 / 56-57 / at least 55.0	Aperture dimensions in cm (h/w/d): 177.2-178.8 / 56-57 / at least 55.0

Easy Fresh	Duo Cooling	No Frost	Super Silent	Soft System	Light Tower	Smart Device ready	Glass & Steel Interior
------------	-------------	----------	--------------	-------------	-------------	--------------------	------------------------

### Controls

- 2.4" TFT-colour display, touch- & swipe-electronics
- Digital temperature display for refrigerator and freezer compartment
- SmartDeviceBox: as an optional accessory
- Automated SuperFrost system, quantity-controlled
- SuperCool function
- Warning signal in case of malfunction: visual and audible
- Door alarm: visual and acoustic

### Fridge compartment

- PowerCooling with FreshAir active carbon filter
- Premium GlassLine shelving with bottle carrier, VarioBoxes, adjustable egg tray, butter dish
- 5 GlassLine shelves, of which 1 divisible
- 3 bottle shelf
- LED light panel both sides
- 1 EasyFresh-Safe on telescopic rails

## Freezer compartment ❄️❄️❄️

- 3 drawers, VarioSpace
- Ice cube tray with lid
- LED lighting
- Storage time in the event of power cut: 9 h
- Freezing capacity in 24 h: 6 kg
- 2 cold storage accumulators
- Safety glass fittings

### Key features

- Side-panel heating on both sides, suitable for combination with other fridges, freezers and/or wine appliances
- Height-adjustable feet at front
- Left hand hinge, reversible
- Dry rear wall in stainless steel with SmartSteel

## Controls

- 2.4" TFT-colour display, touch- & swipe-electronics
- Digital temperature display for fridge, BioFresh and freezer compartments
- SmartDeviceBox: as an optional accessory
- SuperCool function
- Alarm in case of malfunction: visual and acoustic
- Door alarm fridge compartment: visual and acoustic

### Fridge and BioFresh compartment

- PowerCooling with FreshAir active carbon filter
- Premium GlassLine shelving with bottle carrier, VarioBoxes, adjustable egg tray, butter dish
- 3 GlassLine shelves, of which 1 divisible
- Bottle shelf
- LED light panel both sides
- LED BioFresh lighting
- 2 BioFresh-Safes with SoftTelescopic, 1 Fruit & Vegetable-Safe, 1 Meat & Dairy-Safe

## Freezer compartment ❄️❄️❄️

- 3 drawers, VarioSpace
  - Ice cube tray with lid
  - LED lighting
  - Storage time in the event of power cut: 9 h
  - Freezing capacity in 24 h: 6 kg
  - 2 cold storage accumulators
  - Safety glass fittings
- Key features**
- Height-adjustable feet at front
  - Right hand hinge, reversible
  - Dry rear wall in stainless steel with SmartSteel



ICBNdi 5183  
Peak

Door-on-door / built-in appliance for integrated use	
Energy efficiency class:	<div><div></div><div>D</div><div>A</div><div>G</div></div>
Energy consumption per year / 24 h:	208 / 0.569 kWh
Total volume*:	246 l
(Fridge: 104.5 l / BioFresh compartment: 70.7 l / Freezer compartment: 70.9 l)	
Noise output / Sound power level:	34 dB(A) / B, SuperSilent
Climate rating:	SN-ST (from +10 °C to +38 °C)
Aperture dimensions in cm (h/w/d):	177.2-178.8 / 56-57 / at least 55.0



- Controls**

  - 2.4" TFT-colour display, touch- & swipe-electronics
  - Digital temperature display for fridge, BioFresh and freezer compartments
  - SmartDeviceBox included
  - SuperCool function
  - Automated SuperFrost system, quantity-controlled
  - Alarm in case of malfunction: visual and acoustic
  - Door alarm fridge compartment: visual and acoustic
- Freezer compartment** **\*\*\*\*\***

  - 3 drawers, of which 2 on telescopic rails, VarioSpace
  - IceMaker for plumbed-in connection 3/4"
  - Ice cube production in 24 h: 1.2 kg
  - Ice cube storage: 5 kg
  - LED lighting
  - Storage time in the event of power cut: 9 h
  - Freezing capacity in 24 h: 6 kg
  - 2 cold storage accumulators
  - Safety glass fittings
- Key features**

  - Height-adjustable feet at front
  - Right hand hinge, reversible
  - Dry rear wall and door panel in stainless steel with SmartSteel
- Fridge and BioFresh compartment**

  - PowerCooling with FreshAir active carbon filter
  - Premium GlassLine shelving with bottle carrier, VarioBoxes, adjustable egg tray, butter dish
  - 3 GlassLine shelves, of which 1 divisible
  - Bottle shelf
  - LED light panel both sides
  - LED BioFresh lighting
  - 2 BioFresh-Safes with SoftTelescopic, HydroBreeze, 1 Fruit & Vegetable-Safe, 1 Meat & Dairy-Safe, 1 FlexSystem

\* In accordance with Regulation EU 2019/2016 we indicate the total volume to the nearest integer (rounded off) and the volume of the frozen compartments and refrigeration compartments to one place after the decimal point.



ICBNd 5153  
Prime

Door-on-door / built-in appliance for integrated use	
Energy efficiency class:	<div><div></div><div>D</div><div>A</div><div>G</div></div>
Energy consumption per year / 24 h:	207 / 0.567 kWh
Total volume*:	245 l
(Fridge: 104.1 l / BioFresh compartment: 71.2 l / Freezer compartment: 69.9 l)	
Noise output / Sound power level:	34 dB(A) / B, SuperSilent
Climate rating:	SN-ST (from +10 °C to +38 °C)
Aperture dimensions in cm (h/w/d):	177.2-178.8 / 56-57 / at least 55.0



- Controls**

  - 2.4" TFT-colour display, touch- & swipe-electronics
  - Digital temperature display for fridge, BioFresh and freezer compartments
  - SmartDeviceBox: as an optional accessory
  - SuperCool function
  - Alarm in case of malfunction: visual and acoustic
  - Door alarm fridge compartment: visual and acoustic
- Freezer compartment** **\*\*\*\*\***

  - 3 drawers, VarioSpace
  - Ice cube tray with lid
  - LED lighting
  - Storage time in the event of power cut: 9 h
  - Freezing capacity in 24 h: 6 kg
  - 2 cold storage accumulators
  - Safety glass fittings
- Key features**

  - Height-adjustable feet at front
  - Right hand hinge, reversible
  - Dry rear wall in stainless steel with SmartSteel
- Fridge and BioFresh compartment**

  - PowerCooling with FreshAir active carbon filter
  - Premium GlassLine shelving with bottle carrier, VarioBoxes, adjustable egg tray, butter dish
  - 3 GlassLine shelves, of which 1 divisible
  - Bottle shelf
  - LED light panel both sides
  - LED BioFresh lighting
  - 2 BioFresh-Safes with SoftTelescopic, 1 Fruit & Vegetable-Safe, 1 Meat & Dairy-Safe

You can find the full range of efficiency classes on page 15. According to (EU) 2017/1369 6a.



ICBNe 5123  
Plus

Door-on-door / built-in appliance for integrated use	
Energy efficiency class:	<div><div></div><div>E</div><div>A</div><div>G</div></div>
Energy consumption per year / 24 h:	259 / 0.709 kWh
Total volume*:	244 l
(Fridge: 103.3 l / BioFresh compartment: 70.9 l / Freezer compartment: 69.9 l)	
Noise output / Sound power level:	35 dB(A) / B, SuperSilent
Climate rating:	SN-ST (from +10 °C to +38 °C)
Aperture dimensions in cm (h/w/d):	177.2-178.8 / 56-57 / at least 55.0



- Controls**

  - LC monochrome display, touch electronic
  - Digital temperature display for refrigerator and freezer compartment
  - SmartDeviceBox: as an optional accessory
  - SuperCool function
  - Alarm in case of malfunction: visual and acoustic
  - Door alarm fridge compartment: visual and acoustic
- Freezer compartment** **\*\*\*\*\***

  - 3 drawers, VarioSpace
  - Ice cube tray
  - Storage time in the event of power cut: 9 h
  - Freezing capacity in 24 h: 6 kg
  - Safety glass fittings
- Key features**

  - Height-adjustable feet at front
  - Right hand hinge, reversible
- Fridge and BioFresh compartment**

  - PowerCooling with FreshAir active carbon filter
  - Storage racks with bottle/can holder
  - 3 GlassLine shelves, of which 1 divisible
  - Bottle shelf
  - LED ceiling lighting
  - 2 BioFresh-Safes on telescopic rails, 1 Fruit & Vegetable-Safe, 1 Meat & Dairy-Safe



ICBdi 5182

Combined refrigerator-freezer with BioFresh and SmartFrost for integrated use



ICBdi 5182  
Peak

Door-on-door / built-in appliance for integrated use	
Energy efficiency class:	<div><div></div><div>D</div><div>A</div><div>G</div></div>
Energy consumption per year / 24 h:	182 / 0.498 kWh
Total volume*:	256 l
(Fridge: 131.6 l / BioFresh compartment: 70.7 l / Freezer compartment: 54.4 l)	
Noise output / Sound power level:	34 dB(A) / B, SuperSilent
Climate rating:	SN-T (from +10 °C to +43 °C)
Aperture dimensions in cm (h/w/d):	177.2-178.8 / 56-57 / at least 55.0

Bio Fresh Professional	Duo Cooling	Smart Frost	Super Silent	Soft System	Light Tower	Infinity Spring	Smart Device	Glass & Steel Interior
------------------------	-------------	-------------	--------------	-------------	-------------	-----------------	--------------	------------------------

- Controls**

  - 2.4" TFT-colour display, touch- & swipe-electronics
  - Digital temperature display for fridge, BioFresh and freezer compartments
  - SmartDeviceBox included
  - SuperCool function
  - Alarm in case of malfunction: visual and acoustic
  - Door alarm fridge compartment: visual and acoustic
- Fridge and BioFresh compartment**

  - PowerCooling with Ambilight and FreshAir active carbon filter
  - Premium GlassLine shelving with bottle carrier, VarioBoxes, adjustable egg tray, butter dish
  - 4 GlassLine shelves, of which 1 divisible
  - VarioSafe
  - Bottle shelf
  - LED light panel both sides
  - LED BioFresh lighting
- Freezer compartment \*\*\*\***

  - 2 drawers, VarioSpace
  - Ice cube tray with lid
  - LED lighting
  - Storage time in the event of power cut: 9 h
  - Freezing capacity in 24 h: 4 kg
  - 2 cold storage accumulators
  - Safety glass fittings
- Key features**

  - Height-adjustable feet at front
  - Right hand hinge, reversible
  - Dry rear wall and door panel in stainless steel with SmartSteel
- 2 BioFresh-Safes with SoftTelescopic, HydroBreeze, 1 Fruit & Vegetable-Safe, 1 Meat & Dairy-Safe, 1 FlexSystem**

  - InfinitySpring for plumbed-in connection 3/4"



ICBb 5152  
Prime

Door-on-door / built-in appliance for integrated use	
Energy efficiency class:	<div><div></div><div>B</div><div>A</div><div>G</div></div>
Energy consumption per year / 24 h:	116 / 0.317 kWh
Total volume*:	256 l
(Fridge: 131.0 l / BioFresh compartment: 71.2 l / Freezer compartment: 54.4 l)	
Noise output / Sound power level:	33 dB(A) / B, SuperSilent
Climate rating:	SN-T (from +10 °C to +43 °C)
Aperture dimensions in cm (h/w/d):	177.2-178.8 / 56-57 / at least 55.0

Bio Fresh	Duo Cooling	Smart Frost	Super Silent	Soft System	Light Tower	Smart Device ready	Glass & Steel Interior	Soft-Telescopic
-----------	-------------	-------------	--------------	-------------	-------------	--------------------	------------------------	-----------------

- Controls**

  - 2.4" TFT-colour display, touch- & swipe-electronics
  - Digital temperature display for fridge, BioFresh and freezer compartments
  - SmartDeviceBox: as an optional accessory
  - SuperCool function
  - Alarm in case of malfunction: visual and acoustic
  - Door alarm fridge compartment: visual and acoustic
- Fridge and BioFresh compartment**

  - PowerCooling with FreshAir active carbon filter
  - Premium GlassLine shelving with bottle carrier, VarioBoxes, adjustable egg tray, butter dish
  - 4 GlassLine shelves, of which 1 divisible
  - VarioSafe
  - Bottle shelf
  - LED light panel both sides
  - LED BioFresh lighting
- Freezer compartment \*\*\*\***

  - 2 drawers, VarioSpace
  - Ice cube tray with lid
  - LED lighting
  - Storage time in the event of power cut: 9 h
  - Freezing capacity in 24 h: 4 kg
  - 2 cold storage accumulators
  - Safety glass fittings
- Key features**

  - Height-adjustable feet at front
  - Right hand hinge, reversible
  - Dry rear wall in stainless steel with SmartSteel
- 2 BioFresh-Safes with SoftTelescopic, 1 Fruit & Vegetable-Safe, 1 Meat & Dairy-Safe**

\* In accordance with Regulation EU 2019/2016 we indicate the total volume to the nearest integer (rounded off) and the volume of the frozen compartments and refrigeration compartments to one place after the decimal point.

You can find the full range of efficiency classes on page 15. According to (EU) 2017/1369 6a.



SICNd 5153  
Prime

Door-on-door / built-in appliance for integrated use	
Energy efficiency class:	<div><div></div><div>D</div><div>A</div><div>G</div></div>
Energy consumption per year / 24 h:	181 / 0.495 kWh
Total volume*:	254 l (Fridge: 184.4 l / Freezer compartment: 69.9 l)
Noise output / Sound power level:	34 dB(A) / B, SuperSilent
Climate rating:	SN-T (from +10 °C to +43 °C)
Aperture dimensions in cm (h/w/d):	177.2-178.8 / 56-57 / at least 55.0



- Controls**

  - 2.4" TFT-colour display, touch- & swipe-electronics
  - Digital temperature display for refrigerator and freezer compartment
  - SmartDeviceBox: as an optional accessory

**Fridge compartment**

  - PowerCooling with FreshAir active carbon filter
  - Premium GlassLine shelving with bottle carrier, VarioBoxes, adjustable egg tray, butter dish
  - 5 GlassLine shelves, of which 1 divisible
  - 3 bottle shelf
  - LED light panel both sides
  - 1 EasyFresh-Safe on telescopic rails
- Freezer compartment** **\*\*\*\***

  - 3 drawers, VarioSpace
  - Ice cube tray with lid
  - LED lighting
  - Storage time in the event of power cut: 9 h
  - Freezing capacity in 24 h: 6 kg
  - 2 cold storage accumulators
  - Safety glass fittings

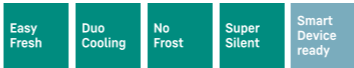
**Key features**

  - Side-panel heating on both sides, suitable for combination with other fridges, freezers and/or wine appliances
  - Height-adjustable feet at front
  - Left hand hinge, reversible
  - Dry rear wall in stainless steel with SmartSteel



ICNf 5103  
Pure

Door-on-door / built-in appliance for integrated use	
Energy efficiency class:	<div><div></div><div>F</div><div>A</div><div>G</div></div>
Energy consumption per year / 24 h:	284 / 0.778 kWh
Total volume*:	253 l (Fridge: 183.3 l / Freezer compartment: 69.9 l)
Noise output / Sound power level:	35 dB(A) / B, SuperSilent
Climate rating:	SN-ST (from +10 °C to +38 °C)
Aperture dimensions in cm (h/w/d):	177.2-178.8 / 56-57 / at least 55.0



- Controls**

  - LC monochrome display, touch electronic
  - Digital temperature display for refrigerator and freezer compartment
  - SmartDeviceBox: as an optional accessory
  - SuperCool function
  - Alarm in case of malfunction: visual and acoustic
  - Door alarm fridge compartment: visual and acoustic

**Fridge compartment**

  - PowerCooling with FreshAir active carbon filter
  - Storage racks with bottle/can holder
  - 4 GlassLine shelves
  - LED ceiling lighting
  - 1 EasyFresh-Safe on running rails
- Freezer compartment** **\*\*\*\***

  - 3 drawers, VarioSpace
  - Storage time in the event of power cut: 9 h
  - Freezing capacity in 24 h: 5 kg
  - Safety glass fittings

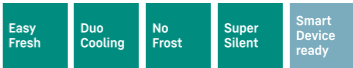
**Key features**

  - Height-adjustable feet at front
  - Right hand hinge, reversible



ICNSf 5103  
Pure

Sliding door / built-in appliance for integrated use	
Energy efficiency class:	<div><div></div><div>F</div><div>A</div><div>G</div></div>
Energy consumption per year / 24 h:	284 / 0.778 kWh
Total volume*:	253 l (Fridge: 183.3 l / Freezer compartment: 69.9 l)
Noise output / Sound power level:	35 dB(A) / B, SuperSilent
Climate rating:	SN-ST (from +10 °C to +38 °C)
Aperture dimensions in cm (h/w/d):	177.2-178.8 / 56-57 / at least 55.0



- Controls**

  - LC monochrome display, touch electronic
  - Digital temperature display for refrigerator and freezer compartment
  - SmartDeviceBox: as an optional accessory
  - SuperCool function
  - Alarm in case of malfunction: visual and acoustic
  - Door alarm fridge compartment: visual and acoustic

**Fridge compartment**

  - PowerCooling with FreshAir active carbon filter
  - Storage racks with bottle/can holder
  - 4 GlassLine shelves
  - LED ceiling lighting
  - 1 EasyFresh-Safe on running rails
- Freezer compartment** **\*\*\*\***

  - 3 drawers, VarioSpace
  - Storage time in the event of power cut: 9 h
  - Freezing capacity in 24 h: 5 kg
  - Safety glass fittings

**Key features**

  - Height-adjustable feet at front
  - Right hand hinge, reversible



ICd 5123  
Plus

ICSe 5122  
Plus

Door-on-door / built-in appliance for integrated use	
Energy efficiency class:	<div><div></div><div>D</div><div>A</div><div>G</div></div>
Energy consumption per year / 24 h:	183 / 0.501 kWh
Total volume*:	264 l (Fridge: 183.3 l / Freezer compartment: 81.1 l)
Noise output / Sound power level:	33 dB(A) / B, SuperSilent
Climate rating:	SN-T (from +10 °C to +43 °C)
Aperture dimensions in cm (h/w/d):	177.2-178.8 / 56-57 / at least 55.0

Sliding door / built-in appliance for integrated use	
Energy efficiency class:	<div><div></div><div>E</div><div>A</div><div>G</div></div>
Energy consumption per year / 24 h:	199 / 0.545 kWh
Total volume*:	266 l (Fridge: 211.7 l / Freezer compartment: 54.4 l)
Noise output / Sound power level:	35 dB(A) / B, SuperSilent
Climate rating:	SN-ST (from +10 °C to +38 °C)
Aperture dimensions in cm (h/w/d):	177.2-178.8 / 56-57 / at least 55.0



- Controls**

  - LC monochrome display, touch electronic
  - Digital temperature display for refrigerator and freezer compartment
  - SmartDeviceBox: as an optional accessory
  - SuperCool function
  - Alarm in case of malfunction: visual and acoustic
  - Door alarm fridge compartment: visual and acoustic
- Freezer compartment** **\*\*\*\***

  - 3 drawers, VarioSpace
  - Ice cube tray
  - Storage time in the event of power cut: 11 h
  - Freezing capacity in 24 h: 6 kg
  - Safety glass fittings

**Key features**

  - Height-adjustable feet at front
  - Right hand hinge, reversible
- Fridge compartment**

  - PowerCooling with FreshAir active carbon filter
  - Storage racks with bottle/can holder
  - 5 GlassLine shelves, of which 1 divisible
  - VarioSafe
  - 3 bottle shelf
  - LED ceiling lighting
  - 1 EasyFresh-Safe on running rails

\* In accordance with Regulation EU 2019/2016 we indicate the total volume to the nearest integer (rounded off) and the volume of the frozen compartments and refrigeration compartments to one place after the decimal point.



ICe 5103  
Pure

ICSe 5103  
Pure

Door-on-door / built-in appliance for integrated use	
Energy efficiency class:	<div><div></div><div>E</div><div>A</div><div>G</div></div>
Energy consumption per year / 24 h:	228 / 0.624 kWh
Total volume*:	264 l (Fridge: 183.3 l / Freezer compartment: 81.1 l)
Noise output / Sound power level:	35 dB(A) / B, SuperSilent
Climate rating:	SN-T (from +10 °C to +43 °C)
Aperture dimensions in cm (h/w/d):	177.2-178.8 / 56-57 / at least 55.0

Sliding door / built-in appliance for integrated use	
Energy efficiency class:	<div><div></div><div>E</div><div>A</div><div>G</div></div>
Energy consumption per year / 24 h:	228 / 0.624 kWh
Total volume*:	264 l (Fridge: 183.3 l / Freezer compartment: 81.1 l)
Noise output / Sound power level:	35 dB(A) / B, SuperSilent
Climate rating:	SN-T (from +10 °C to +43 °C)
Aperture dimensions in cm (h/w/d):	177.2-178.8 / 56-57 / at least 55.0



- Controls**

  - LC monochrome display, touch electronic
  - Digital temperature display for refrigerator and freezer compartment
  - SmartDeviceBox: as an optional accessory
  - SuperCool function
  - Alarm in case of malfunction: visual and acoustic
  - Door alarm fridge compartment: visual and acoustic
- Freezer compartment** **\*\*\*\***

  - 3 drawers, VarioSpace
  - Storage time in the event of power cut: 11 h
  - Freezing capacity in 24 h: 6 kg
  - Safety glass fittings

**Key features**

  - Height-adjustable feet at front
  - Right hand hinge, reversible
- Fridge compartment**

  - PowerCooling with FreshAir active carbon filter
  - Storage racks with bottle/can holder
  - 4 GlassLine shelves
  - LED ceiling lighting
  - 1 EasyFresh-Safe on running rails



- Controls**

  - LC monochrome display, touch electronic
  - Digital temperature display for refrigerator and freezer compartment
  - SmartDeviceBox: as an optional accessory
  - SuperCool function
  - Alarm in case of malfunction: visual and acoustic
  - Door alarm fridge compartment: visual and acoustic
- Freezer compartment** **\*\*\*\***

  - 3 drawers, VarioSpace
  - Storage time in the event of power cut: 11 h
  - Freezing capacity in 24 h: 6 kg
  - Safety glass fittings

**Key features**

  - Height-adjustable feet at front
  - Right hand hinge, reversible
- Fridge compartment**

  - PowerCooling with FreshAir active carbon filter
  - Storage racks with bottle/can holder
  - 4 GlassLine shelves
  - LED ceiling lighting
  - 1 EasyFresh-Safe on running rails

You can find the full range of efficiency classes on page 15. According to (EU) 2017/1369 6a.

## Fridges



IRF 5101

# Fridges



○ Pure-Series



◇ Plus-Series



⬡ Prime-Series



△ Peak-Series

	○ Pure-Series	◇ Plus-Series	⬡ Prime-Series	△ Peak-Series
Freshness technology	EasyFresh	EasyFresh	EasyFresh On telescopic rails	
		BioFresh On telescopic rails	BioFresh with SoftTelescopic	BioFresh Professional with SoftTelescopic
	FreshAir filter	FreshAir filter	FreshAir filter	FreshAir filter
Comfort & flexibility		Divisible glass shelf	Divisible glass shelf	Divisible glass shelf
		SoftSystem soft stop mechanism	SoftSystem soft stop mechanism	SoftSystem soft stop mechanism
		VarioSafe	VarioSafe	VarioSafe
			VarioBoxes	VarioBoxes
			Butter dish	Butter dish
	Egg tray	Egg tray	2in1 egg tray	2in1 egg tray
		Bottle shelf	Bottle shelf	Bottle shelf
		Ice cube tray	Ice cube tray with lid	Ice cube tray with lid
				FlexSystem
				OpenStage drawers
Design	Top or side fridge compartment lighting	Top or side fridge compartment lighting	LightTower	LightTower
			Lighting BioFresh safe	Lighting BioFresh safe
				Fan lighting
			SmartSteel rear wall	SmartSteel rear wall
				SmartSteel door interior
	Transparant glass	Transparant glass	Satin finish glass	Satin finish glass
	Stainless steel look shelves	Stainless steel look shelves	Glass & stainless steel rack	Glass & stainless steel rack
	Touch display	Touch display	Touch & Swipe display	Touch & Swipe display
Connectivity (SmartDeviceBox)	Can be retrofitted	Can be retrofitted or is included with “i” models	Can be retrofitted or is included with “i” models	Can be retrofitted or is included with “i” models
Water				InfinitySpring

## Quality down to the finest detail



### EasyFresh

The guarantee of market freshness in the home is our EasyFresh-Safe. Whether it's unpackaged vegetables or fruit, this ensures optimal storage for everything. Thanks to the air-tight closure, the food causes the humidity in the safe to rise. This keeps the food fresh for a long time.



### BioFresh

BioFresh provides the perfect climate for long-lasting food storage. When stored at just over 0 °C and at the ideal humidity level, fruit, vegetables, meat and fish all retain their nutritious vitamins for longer.



### PowerCooling

Do you want to be sure that the cold is distributed as evenly as possible in your refrigerator? If so, the PowerCooling system is what you need. The fan – as powerful as it is quiet – distributes the cold air efficiently throughout the entire refrigeration compartment.



### InfinitySpring

A source of fresh, cool drinking water in your kitchen. InfinitySpring sounds like something from a fairy tale. The water dispenser enables drip-free water dispensing and provides fresh, cold water. Simply press the panel with the carafe or glass, and enjoy the water. This enables you to save on purchasing bottles of water and to live more sustainably.



### VarioSafe

Do you want a clearly arranged place for small food items such as yoghurt pots, jam jars or tubes? Your Liebherr provides this with the VarioSafe. It not only creates order, but is also highly adaptable. Simply place the two-stage height-adjustable VarioSafe in the refrigerator where it suits you best.



### SoftTelescopic

Look forward to opening your BioFresh safes. And this is not just because of the fresh food – but also because opening is so easy, and closing is automatic and cushioned. The telescopic rails slide the safe gently towards you. And because these extend fully, you have the best overview of the contents.



### OpenStage drawers

Now there's a clear view of everything. The different heights of the drawers make it easy to store food of different sizes. In the bottom drawer, practical dividers ensure bottles are held securely in place. And, thanks to the transparent GlassLine drawers, you have a clear view of everything from bottom to top.

### OpenStage



IRBPdi 5170  
Peak

Door-on-door / built-in appliance for integrated use	
Energy efficiency class:	<div><div></div><div>D</div><div>A</div><div>G</div></div>
Energy consumption per year / 24 h:	125 / 0.342 kWh
Total volume*:	297 l ( Fridge: 199.0 l / BioFresh compartment: 98.4 l)
Noise output / Sound power level:	33 dB(A) / B, SuperSilent
Climate rating:	SN-T (from +10 °C to +43 °C)
Aperture dimensions in cm (h/w/d):	177.2-178.8 / 56-57 / at least 55.0



#### Controls

- 2.4" TFT-colour display, touch- & swipe-electronics
- Digital temperature display for refrigerator and BioFresh compartment
- SmartDeviceBox included
- SuperCool function
- Door alarm fridge compartment: visual and acoustic

#### Fridge and BioFresh compartment

- PowerCooling with Ambilight and FreshAir active carbon filter
- Variable egg tray, butter dish
- 5 GlassLine drawers on fully extendible telescopic rails with SoftTelescopic
- Bottle shelf
- LED light panel both sides
- LED BioFresh lighting
- 3 BioFresh-Safes with SoftTelescopic, 2 Fruit & Vegetable-Safe, 1 Meat & Dairy-Safe

#### Key features

- Height-adjustable feet at front
- Right hand hinge, reversible
- Dry rear wall and door panel in stainless steel with SmartSteel

Stainless steel panel and handle available as optional accessory: No. 9902 007

Available 4th quarter 2021

\* In accordance with Regulation EU 2019/2016 we indicate the total volume to the nearest integer (rounded off) and the volume of the frozen compartments and refrigeration compartments to one place after the decimal point.

### Refrigerator with BioFresh for integrated use



IRBdi 5180  
Peak

Door-on-door / built-in appliance for integrated use	
Energy efficiency class:	<div><div></div><div>D</div><div>A</div><div>G</div></div>
Energy consumption per year / 24 h:	125 / 0.342 kWh
Total volume*:	296 l ( Fridge: 198.1 l / BioFresh compartment: 97.9 l)
Noise output / Sound power level:	32 dB(A) / B, SuperSilent
Climate rating:	SN-T (from +10 °C to +43 °C)
Aperture dimensions in cm (h/w/d):	177.2-178.8 / 56-57 / at least 55.0



#### Controls

- 2.4" TFT-colour display, touch- & swipe-electronics
- Digital temperature display for refrigerator and BioFresh compartment
- SmartDeviceBox included
- SuperCool function
- Door alarm fridge compartment: visual and acoustic

#### Fridge and BioFresh compartment

- PowerCooling with Ambilight and FreshAir active carbon filter
- Premium GlassLine shelving with bottle carrier, VarioBoxes, adjustable egg tray, butter dish
- 6 GlassLine shelves, of which 1 divisible
- VarioSafe
- Bottle shelf
- LED light panel both sides
- LED BioFresh lighting
- 3 BioFresh-Safes with SoftTelescopic, HydroBreeze, 2 Fruit & Vegetable-Safe, 1 Meat & Dairy-Safe, 1 FlexSystem
- InfinitySpring for plumbed-in connection 3/4"

#### Key features

- Height-adjustable feet at front
- Right hand hinge, reversible
- Dry rear wall and door panel in stainless steel with SmartSteel

Stainless steel panel and handle available as optional accessory: No. 9902 007

You can find the full range of efficiency classes on page 15. According to (EU) 2017/1369 6a.



IRBd 5150  
Prime

Door-on-door / built-in appliance for integrated use	
Energy efficiency class:	<div><div></div><div>D</div><div>A</div><div>G</div></div>
Energy consumption per year / 24 h:	125 / 0.342 kWh
Total volume*:	296 l ( Fridge: 197.7 l / BioFresh compartment: 98.4 l)
Noise output / Sound power level:	32 dB(A) / B, SuperSilent
Climate rating:	SN-T (from +10 °C to +43 °C)
Aperture dimensions in cm (h/w/d):	177.2-178.8 / 56-57 / at least 55.0



#### Controls

- 2.4" TFT-colour display, touch- & swipe-electronics
- Digital temperature display for refrigerator and BioFresh compartment
- SmartDeviceBox: as an optional accessory
- SuperCool function
- Door alarm fridge compartment: visual and acoustic

#### Fridge and BioFresh compartment

- PowerCooling with FreshAir active carbon filter
- Premium GlassLine shelving with bottle carrier, VarioBoxes, adjustable egg tray, butter dish
- 6 GlassLine shelves, of which 1 divisible
- VarioSafe
- Bottle shelf
- LED light panel both sides
- LED BioFresh lighting
- 3 BioFresh-Safes with SoftTelescopic, 2 Fruit & Vegetable-Safe, 1 Meat & Dairy-Safe

#### Key features

- Height-adjustable feet at front
- Right hand hinge, reversible
- Dry rear wall in stainless steel with SmartSteel

Stainless steel panel and handle available as optional accessory: No. 9902 007

Refrigerator with BioFresh for integrated use



IRBd 5151  
Prime

Door-on-door / built-in appliance for integrated use	
Energy efficiency class:	<div><div></div><div>D</div><div>A</div><div>G</div></div>
Energy consumption per year / 24 h:	164 / 0.449 kWh
Total volume*:	276 l
(Fridge: 151.3 l / BioFresh compartment: 98.4 l / Freezer compartment: 27.1 l)	
Noise output / Sound power level:	34 dB(A) / B, SuperSilent
Climate rating:	SN-T (from +10 °C to +43 °C)
Aperture dimensions in cm (h/w/d):	177.2-178.8 / 56-57 / at least 55.0



- Controls**

  - 2.4" TFT-colour display, touch- & swipe-electronics
  - Digital temperature display for refrigerator and BioFresh compartment
  - SmartDeviceBox: as an optional accessory
  - SuperCool function
  - Door alarm fridge compartment: visual and acoustic
- Freezer compartment** ★★★★★

  - 4-star compartment, reversible door hinging on freezer compartment door
  - Storage time in the event of power cut: 14 h
  - Freezing capacity in 24 h: 2 kg
- Key features**

  - Height-adjustable feet at front
  - Right hand hinge, reversible
  - Dry rear wall in stainless steel with SmartSteel
- Fridge and BioFresh compartment**

  - PowerCooling with FreshAir active carbon filter
  - Premium GlassLine shelving with bottle carrier, VarioBoxes, adjustable egg tray, butter dish
  - 4 GlassLine shelves, of which 1 divisible
  - VarioSafe
  - Bottle shelf
  - LED light panel both sides
  - LED BioFresh lighting
  - 3 BioFresh-Safes with SoftTelescopic, 2 Fruit & Vegetable-Safe, 1 Meat & Dairy-Safe

Stainless steel panel and handle available as optional accessory: No. 990207

\* In accordance with Regulation EU 2019/2016 we indicate the total volume to the nearest integer (rounded off) and the volume of the frozen compartments and refrigeration compartments to one place after the decimal point.

Refrigerator with BioFresh for integrated use



IRBe 5120  
Plus

Door-on-door / built-in appliance for integrated use	
Energy efficiency class:	<div><div></div><div>E</div><div>A</div><div>G</div></div>
Energy consumption per year / 24 h:	156 / 0.427 kWh
Total volume*:	294 l
( Fridge: 195.8 l / BioFresh compartment: 98.2 l)	
Noise output / Sound power level:	37 dB(A) / C
Climate rating:	SN-T (from +10 °C to +43 °C)
Aperture dimensions in cm (h/w/d):	177.2-178.8 / 56-57 / at least 55.0



- Controls**
- LC monochrome display, touch electronic
  - Digital temperature display for refrigerator compartment
  - SmartDeviceBox: as an optional accessory
  - SuperCool function
  - Door alarm fridge compartment: visual and acoustic
- Fridge and BioFresh compartment**
- PowerCooling with FreshAir active carbon filter
  - Storage racks with bottle/can holder
  - 6 GlassLine shelves, of which 1 divisible
  - Bottle shelf
  - LED ceiling lighting
  - 3 BioFresh-Safes on telescopic rails, 2 Fruit & Vegetable-Safe, 1 Meat & Dairy-Safe

- Key features**
- Height-adjustable feet at front
  - Right hand hinge, reversible

Stainless steel panel and handle available as optional accessory: No. 9902 007



IRBd 4570  
Peak

Door-on-door / built-in appliance for integrated use	
Energy efficiency class:	<div><div></div><div>D</div><div>A</div><div>G</div></div>
Energy consumption per year / 24 h:	114 / 0.312 kWh
Total volume*:	224 l ( Fridge: 158.0 l / BioFresh compartment: 66.6 l)
Noise output / Sound power level:	33 dB(A) / B, SuperSilent
Climate rating:	SN-T (from +10 °C to +43 °C)
Aperture dimensions in cm (h/w/d):	139.7-141.3 / 56-57 / at least 55.0



- Controls**
- 2.4" TFT-colour display, touch- & swipe-electronics
  - Digital temperature display for refrigerator and BioFresh compartment
  - SmartDeviceBox: as an optional accessory
  - SuperCool function
  - Door alarm fridge compartment: visual and acoustic
- Fridge and BioFresh compartment**
- PowerCooling with Ambilight and FreshAir active carbon filter
  - Premium GlassLine shelving with bottle carrier, VarioBoxes, adjustable egg tray, butter dish
  - 4 GlassLine shelves, of which 1 divisible
  - VarioSafe
  - Bottle shelf
  - LED light panel both sides
  - LED BioFresh lighting
  - 2 BioFresh-Safes with SoftTelescopic, HydroBreeze, 1 Fruit & Vegetable-Safe, 1 Meat & Dairy-Safe, 1 FlexSystem
- Key features**
- Height-adjustable feet at front
  - Right hand hinge, reversible
  - Dry rear wall and door panel in stainless steel with SmartSteel

You can find the full range of efficiency classes on page 15. According to (EU) 2017/1369 6a.



IRBb 4170  
Peak

Door-on-door / built-in appliance for integrated use	
Energy efficiency class:	<div><div></div><div>B</div><div>A</div><div>G</div></div>
Energy consumption per year / 24 h:	72 / 0.197 kWh
Total volume*:	191 l ( Fridge: 124.4 l / BioFresh compartment: 66.6 l)
Noise output / Sound power level:	29 dB(A) / A, UltraSilent
Climate rating:	SN-T (from +10 °C to +43 °C)
Aperture dimensions in cm (h/w/d):	122-123.6 / 56-57 / at least 55.0




- Controls**
- 2.4" TFT-colour display, touch- & swipe-electronics
  - Digital temperature display for refrigerator and BioFresh compartment
  - SmartDeviceBox: as an optional accessory
  - SuperCool function
  - Door alarm fridge compartment: visual and acoustic
- Fridge and BioFresh compartment**
- PowerCooling with Ambilight and FreshAir active carbon filter
  - Premium GlassLine shelving with bottle carrier, VarioBoxes, adjustable egg tray, butter dish
  - 3 GlassLine shelves, of which 1 divisible
  - VarioSafe
  - Bottle shelf
  - LED light panel both sides
  - LED BioFresh lighting
  - 2 BioFresh-Safes with SoftTelescopic, HydroBreeze, 1 Fruit & Vegetable-Safe, 1 Meat & Dairy-Safe, 1 FlexSystem
- Key features**
- Height-adjustable feet at front
  - Right hand hinge, reversible
  - Dry rear wall and door panel in stainless steel with SmartSteel



↑  
102  
↓

**IRBd 4020**  
Plus

Door-on-door / built-in appliance for integrated use	
Energy efficiency class:	
Energy consumption per year / 24 h:	116 / 0.317 kWh
Total volume*:	156 l ( Fridge: 88.0 l / BioFresh compartment: 68.7 l)
Noise output / Sound power level:	37 dB(A) / C
Climate rating:	SN-T (from +10 °C to +43 °C)
Aperture dimensions in cm (h/w/d):	102.4-104 / 56-57 / at least 55.0



- Controls**
- LC monochrome display, touch electronic
  - Digital temperature display for refrigerator compartment
  - SmartDeviceBox: as an optional accessory
  - SuperCool function
  - Door alarm fridge compartment: visual and acoustic
- Fridge and BioFresh compartment**
- PowerCooling with FreshAir active carbon filter
  - Storage racks with bottle/can holder
  - 3 GlassLine shelves, of which 1 divisible
  - Bottle shelf
  - LED ceiling lighting
  - 2 BioFresh-Safes on telescopic rails, 1 Fruit & Vegetable-Safe, 1 Meat & Dairy-Safe
- Key features**
- Height-adjustable feet at front
  - Right hand hinge, reversible

\* In accordance with Regulation EU 2019/2016 we indicate the total volume to the nearest integer (rounded off) and the volume of the frozen compartments and refrigeration compartments to one place after the decimal point.


You can find the full range of efficiency classes on page 15.  
According to (EU) 2017/1369 6a.



↑  
88  
↓

Side  
by  
Side

**SIBP 1650**  
Premium

Door-on-door / built-in appliance for integrated use	
Energy efficiency class:	
Energy consumption per year / 24 h:	99 / 0.271 kWh
Total volume*:	86 l / BioFresh compartment: 86.6 l
Noise output / Sound power level:	37 dB(A) / C
Climate rating:	SN-T (from +10 °C to +43 °C)
Aperture dimensions in cm (h/w/d):	87.4-89 / 56-57 / at least 55.0



- Controls**
- MagicEye, key electronic
  - Digital temperature display
  - Alarm in case of malfunction: visual and acoustic
  - Door alarm: acoustic
- BioFresh compartment**
- 4 BioFresh-Safes, of which 3 on roller tracks, 1 FlexSystem
  - Cabinet can be adjusted from HydroSafe to DrySafe
- Key features**
- Side-panel heating and ceiling heating, suitable for combination with other fridges, freezers and/or wine appliances
  - Height-adjustable feet at front
  - Right hand hinge, reversible



**Fruit & Vegetable safe**

Crunchy salad and strawberries: the most delicate foods deserve a special place so they stay fresh longer – in BioFresh safes. In the Fruit & Vegetable safe the temperature is close to 0°C. Combined here with the constant humidity, thanks to the air-tight closure, unpackaged fruit and vegetables feel particularly at home. You do not have to adjust anything.



IRDe 5120  
Plus

Door-on-door / built-in appliance for integrated use	
Energy efficiency class:	<div><div></div><div>E</div><div>A</div><div>G</div></div>
Energy consumption per year / 24 h:	114 / 0.312 kWh
Total volume*:	309 l (Fridge: 309.1 l)
Noise output / Sound power level:	35 dB(A) / B, SuperSilent
Climate rating:	SN-T (from +10 °C to +43 °C)
Aperture dimensions in cm (h/w/d):	177.2-178.8 / 56-57 / at least 55.0



- Controls**
- LC monochrome display, touch electronic
  - Digital temperature display
  - SmartDeviceBox: as an optional accessory
  - SuperCool function
  - Door alarm fridge compartment: visual and acoustic

- Fridge compartment**
- PowerCooling with FreshAir active carbon filter
  - Storage racks with bottle/can holder
  - 5 GlassLine shelves, of which 1 divisible
  - VarioSafe
  - LED ceiling lighting
  - 1 EasyFresh-Safe on telescopic rails
  - 1 vegetable drawer running on telescopic rails
  - Pull-out shelf on telescopic rails
  - 2 removable bottle baskets

- Key features**
- Height-adjustable feet at front
  - Right hand hinge, reversible

Stainless steel panel and handle available as optional accessory: No. 9902 007

\* In accordance with Regulation EU 2019/2016 we indicate the total volume to the nearest integer (rounded off) and the volume of the frozen compartments and refrigeration compartments to one place after the decimal point.



IRf 5101  
Pure

Door-on-door / built-in appliance for integrated use	
Energy efficiency class:	<div><div></div><div>F</div><div>A</div><div>G</div></div>
Energy consumption per year / 24 h:	214 / 0.586 kWh
Total volume*:	286 l (Fridge: 259.0 l / Freezer compartment: 27.1 l)
Noise output / Sound power level:	37 dB(A) / C
Climate rating:	SN-ST (from +10 °C to +38 °C)
Aperture dimensions in cm (h/w/d):	177.2-178.8 / 56-57 / at least 55.0



- Controls**
- LC monochrome display, touch electronic
  - Digital temperature display for refrigerator compartment
  - SmartDeviceBox: as an optional accessory
  - SuperCool function
  - Door alarm fridge compartment: visual and acoustic

- Fridge compartment**
- PowerCooling with FreshAir active carbon filter
  - Storage racks with bottle/can holder
  - 5 GlassLine shelves
  - LED light stripe, both sides
  - 1 EasyFresh-Safe on telescopic rails
  - 1 vegetable drawer running on telescopic rails

- Freezer compartment** **\*\*\*\***
- 4-star compartment, reversible door hinging on freezer compartment door
  - Storage time in the event of power cut: 14 h
  - Freezing capacity in 24 h: 2 kg

- Key features**
- Height-adjustable feet at front
  - Right hand hinge, reversible

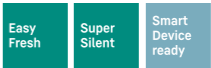
Stainless steel panel and handle available as optional accessory: No. 9902 007

You can find the full range of efficiency classes on page 15. According to (EU) 2017/1369 6a.



IRe 5100  
Pure

Door-on-door / built-in appliance for integrated use	
Energy efficiency class:	<div><div></div><div>E</div><div>A</div><div>G</div></div>
Energy consumption per year / 24 h:	114 / 0.312 kWh
Total volume*:	308 l (Fridge: 308.8 l)
Noise output / Sound power level:	35 dB(A) / B, SuperSilent
Climate rating:	SN-T (from +10 °C to +43 °C)
Aperture dimensions in cm (h/w/d):	177.2-178.8 / 56-57 / at least 55.0



- Controls**
- LC monochrome display, touch electronic
  - Digital temperature display
  - SmartDeviceBox: as an optional accessory

- Fridge compartment**
- PowerCooling with FreshAir active carbon filter
  - Storage racks with bottle/can holder
  - 7 GlassLine shelves
  - LED ceiling lighting
  - 1 EasyFresh-Safe on telescopic rails
  - 1 vegetable drawer running on telescopic rails

- Key features**
- Height-adjustable feet at front
  - Right hand hinge, reversible

Stainless steel panel and handle available as optional accessory: No. 9902 007



IRe 4521  
Plus

Door-on-door / built-in appliance for integrated use	
Energy efficiency class:	<div><div></div><div>E</div><div>A</div><div>G</div></div>
Energy consumption per year / 24 h:	152 / 0.416 kWh
Total volume*:	217 l (Fridge: 202.0 l / Freezer compartment: 15.9 l)
Noise output / Sound power level:	35 dB(A) / B, SuperSilent
Climate rating:	SN-T (from +10 °C to +43 °C)
Aperture dimensions in cm (h/w/d):	139.7-141.3 / 56-57 / at least 55.0



- Controls**
- LC monochrome display, touch electronic
  - Digital temperature display for refrigerator compartment
  - SmartDeviceBox: as an optional accessory
  - SuperCool function
  - Door alarm fridge compartment: visual and acoustic

- Fridge compartment**
- Storage racks with bottle/can holder
  - 6 GlassLine shelves, of which 1 divisible
  - VarioSafe
  - 3 bottle shelf
  - LED light stripe, both sides
  - 1 EasyFresh-Safe on running rails

- Freezer compartment** **★★★★**
- 4-star compartment, reversible door hinging on freezer compartment door
  - Storage time in the event of power cut: 9 h
  - Freezing capacity in 24 h: 2 kg

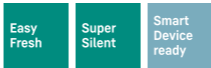
- Key features**
- Height-adjustable feet at front
  - Right hand hinge, reversible

\* In accordance with Regulation EU 2019/2016 we indicate the total volume to the nearest integer (rounded off) and the volume of the frozen compartments and refrigeration compartments to one place after the decimal point.



IRe 4101  
Pure

Door-on-door / built-in appliance for integrated use	
Energy efficiency class:	<div><div></div><div>E</div><div>A</div><div>G</div></div>
Energy consumption per year / 24 h:	149 / 0.408 kWh
Total volume*:	182 l (Fridge: 166.5 l / Freezer compartment: 15.9 l)
Noise output / Sound power level:	35 dB(A) / B, SuperSilent
Climate rating:	SN-ST (from +10 °C to +38 °C)
Aperture dimensions in cm (h/w/d):	122-123.6 / 56-57 / at least 55.0



- Controls**
- LC monochrome display, touch electronic
  - Digital temperature display for refrigerator compartment
  - SmartDeviceBox: as an optional accessory
  - SuperCool function
  - Door alarm fridge compartment: visual and acoustic

- Fridge compartment**
- Storage racks with bottle/can holder
  - 4 GlassLine shelves
  - LED light stripe, both sides
  - 1 EasyFresh-Safe on running rails

- Freezer compartment** **★★★★**
- 4-star compartment, reversible door hinging on freezer compartment door
  - Storage time in the event of power cut: 9 h
  - Freezing capacity in 24 h: 2 kg

- Key features**
- Height-adjustable feet at front
  - Right hand hinge, reversible

You can find the full range of efficiency classes on page 15. According to (EU) 2017/1369 6a.

\* In accordance with Regulation EU 2019/2016 we indicate the total volume to the nearest integer (rounded off) and the volume of the frozen compartments and refrigeration compartments to one place after the decimal point.



IRe 4100  
Pure

Door-on-door / built-in appliance for integrated use	
Energy efficiency class:	<div><div></div><div>E</div><div>A</div><div>G</div></div>
Energy consumption per year / 24 h:	102 / 0.279 kWh
Total volume*:	201 l (Fridge: 201.7 l)
Noise output / Sound power level:	35 dB(A) / B, SuperSilent
Climate rating:	SN-T (from +10 °C to +43 °C)
Aperture dimensions in cm (h/w/d):	122-123.6 / 56-57 / at least 55.0



- Controls**
- LC monochrome display, touch electronic
  - Digital temperature display
  - SmartDeviceBox: as an optional accessory
  - SuperCool function
  - Door alarm fridge compartment: visual and acoustic

- Fridge compartment**
- Storage racks with bottle/can holder
  - 5 GlassLine shelves
  - LED ceiling lighting
  - 1 EasyFresh-Safe on running rails

- Key features**
- Height-adjustable feet at front
  - Right hand hinge, reversible



EasyFresh-Safe

The guarantee of market freshness in the home is our EasyFresh-Safe. Whether it's unpackaged vegetables or fruit, this ensures optimal storage for everything. Thanks to the air-tight closure, the food causes the humidity in the safe to rise. This keeps the food fresh for a long time.



SuperSilent

Shhh – listen carefully. Your Liebherr is so quiet that you have to strain your ears to hear it. How is this achieved? All refrigeration components such as compressors, valves, fans and evaporators are optimised and perfectly adapted to one another. This means you only hear what you want to hear in your kitchen.

\* In accordance with Regulation EU 2019/2016 we indicate the total volume to the nearest integer (rounded off) and the volume of the frozen compartments and refrigeration compartments to one place after the decimal point.



IRSf 3901  
Pure

Sliding door / built-in appliance for integrated use	
Energy efficiency class:	<div><div>F</div><div>A</div><div>G</div></div>
Energy consumption per year / 24 h:	184 / 0.504 kWh
Total volume*:	117 l (Fridge: 101.6 l / Freezer compartment: 15.9 l)
Noise output / Sound power level:	37 dB(A) / C
Climate rating:	SN-ST (from +10 °C to +38 °C)
Aperture dimensions in cm (h/w/d):	87.4-89 / 56-57 / at least 55.0



Controls

- LC monochrome display, touch electronic
- Digital temperature display for refrigerator compartment
- SmartDeviceBox: as an optional accessory
- SuperCool function
- Door alarm fridge compartment: visual and acoustic

Fridge compartment

- Storage racks with bottle/can holder
- 3 GlassLine shelves
- LED light stripe, left side
- 1 EasyFresh-Safe

Freezer compartment **\*\*\*\***

- 4-star compartment, reversible door hinging on freezer compartment door
- Storage time in the event of power cut: 9 h
- Freezing capacity in 24 h: 2 kg

Key features

- Height-adjustable feet at front
- Right hand hinge, reversible



IRf 3900  
Pure

Door-on-door / built-in appliance for integrated use	
Energy efficiency class:	<div><div>F</div><div>A</div><div>G</div></div>
Energy consumption per year / 24 h:	117 / 0.320 kWh
Total volume*:	136 l (Fridge: 136.8 l)
Noise output / Sound power level:	35 dB(A) / B, SuperSilent
Climate rating:	SN-T (from +10 °C to +43 °C)
Aperture dimensions in cm (h/w/d):	87.4-89 / 56-57 / at least 55.0



Controls

- LC monochrome display, touch electronic
- Digital temperature display
- SmartDeviceBox: as an optional accessory
- SuperCool function
- Door alarm fridge compartment: visual and acoustic

Fridge compartment

- Storage racks with bottle/can holder
- 4 GlassLine shelves
- LED ceiling lighting
- 1 EasyFresh-Safe

Key features

- Height-adjustable feet at front
- Right hand hinge, reversible

You can find the full range of efficiency classes on page 15. According to (EU) 2017/1369 6a.



IRSf 3900  
Pure

Sliding door / built-in appliance for integrated use	
Energy efficiency class:	<div><div>F</div><div>A</div><div>G</div></div>
Energy consumption per year / 24 h:	117 / 0.320 kWh
Total volume*:	136 l (Fridge: 136.8 l)
Noise output / Sound power level:	35 dB(A) / B, SuperSilent
Climate rating:	SN-ST (from +10 °C to +38 °C)
Aperture dimensions in cm (h/w/d):	87.4-89 / 56-57 / at least 55.0



Controls

- LC monochrome display, touch electronic
- Digital temperature display
- SmartDeviceBox: as an optional accessory
- SuperCool function
- Door alarm fridge compartment: visual and acoustic

Fridge compartment

- Storage racks with bottle/can holder
- 4 GlassLine shelves
- LED ceiling lighting
- 1 EasyFresh-Safe

Key features

- Height-adjustable feet at front
- Right hand hinge, reversible

## Freezers

IG 1024

## Quality down to the finest detail



### NoFrost

When you open your freezer, you want to see frozen food – and certainly not ice and frost. NoFrost protects the freezer compartment from unwanted icing, which consumes a lot of energy and can be expensive. NoFrost means no more tedious and time-consuming defrosting of the freezer compartment, more time for other things – and saving money.



### Side-by-Side concept

The side-by-side concept makes it possible to position fridges, freezers and wine cabinets to suit your needs. Special technology for controlling balancing the environment between appliances with major temperature differences enables numerous combinations.

More information see Page 26-27.



### LED freezer compartment lighting

The LED freezer compartment lighting ensures your freezer drawers are pleasantly lit. This makes it even easier for you to find the food you want. The energy-efficient LED unit is elegantly positioned above the drawers to save space.



### IceMaker

The plumbed-in automatic IceMaker keeps you topped up with high-quality ice cubes for every occasion. Whether you need ice for a refreshing drink or a party with friends, with two drawers, the IceMaker holds all the ice cubes you'll need. Furthermore, it automatically keeps your supplies topped up and you can switch it off at any time.



### Telescopic rails

The freezer drawers are mounted on high-quality, smooth-running telescopic rails for ease of use, even when heavily filled. The drawers offer ample storage space and have a single-piece design for easy removal and cleaning.



### SoftSystem

The stylish SoftSystem mechanism is integrated into the door and matches the colour of the interior door; it conveniently cushions movement to ensure extremely soft closure even when the door shelves are fully stocked. The door closes automatically from an opening angle of about 30°.

Freezer for integrated use with NoFrost



SIGN 3576  
Premium

Door-on-door / built-in appliance for integrated use	
Energy efficiency class:	<div><div>F</div><div>A</div><div>G</div></div>
Energy consumption per year / 24 h:	298 / 0.816 kWh
Total volume*:	216 l (Freezer compartment: 216.8 l)
Noise output / Sound power level:	37 dB(A) / C
Climate rating:	SN-T (from +10 °C to +43 °C)
Aperture dimensions in cm (h/w/d):	177.2-178.8 / 56-57 / at least 55.0



Controls

- MagicEye, Touch electronics
- Digital temperature display
- Automated SuperFrost system, quantity-controlled
- FrostControl
- Alarm in case of malfunction: visual and acoustic

Freezer compartment **4 \*\*\***

- 9 drawers, of which 5 on telescopic rails, VarioSpace
- IceMaker for plumbed-in connection 3/4"
- Ice cube production in 24 h: 0.8 kg
- Ice cube storage: 1.5 kg
- LED lighting
- Storage time in the event of power cut: 9 h
- Freezing capacity in 24 h: 11 kg
- 2 cold storage accumulators
- Safety glass fittings

Key features

- Side-panel heating on both sides, suitable for combination with other fridges, freezers and/or wine appliances
- Height-adjustable feet at front
- Left hand hinge, reversible

Stainless steel panel and handle available as optional accessory: No. 9902 007

For fridge and freezer sets please see our Side-by-Side Food Storage Centres on page 36 - 37.



SIGN 3556  
Premium

Door-on-door / built-in appliance for integrated use	
Energy efficiency class:	<div><div>E</div><div>A</div><div>G</div></div>
Energy consumption per year / 24 h:	239 / 0.654 kWh
Total volume*:	216 l (Freezer compartment: 216.8 l)
Noise output / Sound power level:	37 dB(A) / C
Climate rating:	SN-T (from +10 °C to +43 °C)
Aperture dimensions in cm (h/w/d):	177.2-178.8 / 56-57 / at least 55.0



Controls

- MagicEye, Touch electronics
- Digital temperature display
- Automated SuperFrost system, quantity-controlled
- FrostControl
- Alarm in case of malfunction: visual and acoustic

Freezer compartment **4 \*\*\***

- 8 drawers, of which 6 on telescopic rails, VarioSpace
- Ice cube tray with lid
- LED lighting
- Storage time in the event of power cut: 9 h
- Freezing capacity in 24 h: 14 kg
- 2 cold storage accumulators
- Safety glass fittings

Key features

- Side-panel heating on both sides, suitable for combination with other fridges, freezers and/or wine appliances
- Height-adjustable feet at front
- Right hand hinge, reversible

Stainless steel panel and handle available as optional accessory: No. 9902 007

\* In accordance with Regulation EU 2019/2016 we indicate the total volume to the nearest integer (rounded off) and the volume of the frozen compartments and refrigeration compartments to one place after the decimal point.

Freezer for integrated use with NoFrost



SIGN 3524  
Comfort

Door-on-door / built-in appliance for integrated use	
Energy efficiency class:	<div><div>F</div><div>A</div><div>G</div></div>
Energy consumption per year / 24 h:	298 / 0.816 kWh
Total volume*:	216 l (Freezer compartment: 216.8 l)
Noise output / Sound power level:	39 dB(A) / C
Climate rating:	SN-T (from +10 °C to +43 °C)
Aperture dimensions in cm (h/w/d):	177.2-178.8 / 56-57 / at least 55.0



Controls

- MagicEye, key electronic
- Digital temperature display
- Automated SuperFrost system, time-controlled
- FrostControl
- Alarm in case of malfunction: visual and acoustic

Freezer compartment **4 \*\*\***

- 8 drawers, VarioSpace
- Ice cube tray with lid
- Storage time in the event of power cut: 9 h
- Freezing capacity in 24 h: 14 kg
- Safety glass fittings

Key features

- Side-panel heating on both sides, suitable for combination with other fridges, freezers and/or wine appliances
- Height-adjustable feet at front
- Left hand hinge, reversible

Stainless steel panel and handle available as optional accessory: No. 9902 007

For fridge and freezer sets please see our Side-by-Side Food Storage Centres on page 36 - 37.

You can find the full range of efficiency classes on page 15. According to (EU) 2017/1369 6a.



SIGN 2756  
Premium

Door-on-door / built-in appliance for integrated use	
Energy efficiency class:	<div><div>F</div><div>A</div><div>G</div></div>
Energy consumption per year / 24 h:	272 / 0.745 kWh
Total volume*:	158 l (Freezer compartment: 158.7 l)
Noise output / Sound power level:	37 dB(A) / C
Climate rating:	SN-T (from +10 °C to +43 °C)
Aperture dimensions in cm (h/w/d):	139.7-141.3 / 56-57 / at least 55.0



Controls

- MagicEye, Touch electronics
- Digital temperature display
- Automated SuperFrost system, quantity-controlled
- FrostControl
- Alarm in case of malfunction: visual and acoustic

Freezer compartment **4 \*\*\***

- 6 drawers, of which 4 on telescopic rails, VarioSpace
- Ice cube tray with lid
- LED lighting
- Storage time in the event of power cut: 9 h
- Freezing capacity in 24 h: 10 kg
- 2 cold storage accumulators
- Safety glass fittings

Key features

- Side-panel heating on both sides, suitable for combination with other fridges, freezers and/or wine appliances
- Height-adjustable feet at front
- Right hand hinge, reversible



IGN 1664

Freezer for integrated use



IGN 1664  
Premium

Door-on-door / built-in appliance for integrated use	
Energy efficiency class:	<div><div></div><div>E</div><div>A</div><div>G</div></div>
Energy consumption per year / 24 h:	192 / 0.526 kWh
Total volume*:	86 l (Freezer compartment: 86.6 l)
Noise output / Sound power level:	37 dB(A) / C
Climate rating:	SN-T (from +10 °C to +43 °C)
Aperture dimensions in cm (h/w/d):	87.4-89 / 56-57 / at least 55.0

No Frost

Soft System

- Controls**
- MagicEye, key electronic
  - Digital temperature display
  - Automated SuperFrost system, quantity-controlled
  - FrostControl
  - Alarm in case of malfunction: visual and acoustic

- Freezer compartment** **★★★★**
- 4 drawers, of which 3 on roller tracks, VarioSpace
  - Ice cube tray with lid
  - Storage time in the event of power cut: 9 h
  - Freezing capacity in 24 h: 8 kg
  - 2 cold storage accumulators
  - Safety glass fittings

- Key features**
- Ceiling heating for Side-by-Side concept
  - Height-adjustable feet at front
  - Right hand hinge, reversible



IG 1624  
Comfort

Door-on-door / built-in appliance for integrated use	
Energy efficiency class:	<div><div></div><div>E</div><div>A</div><div>G</div></div>
Energy consumption per year / 24 h:	178 / 0.487 kWh
Total volume*:	100 l (Freezer compartment: 100.4 l)
Noise output / Sound power level:	35 dB(A) / B, SuperSilent
Climate rating:	SN-T (from +10 °C to +43 °C)
Aperture dimensions in cm (h/w/d):	87.4-89 / 56-57 / at least 55.0

Smart Frost

Super Silent

- Controls**
- MagicEye, key electronic
  - Digital temperature display
  - Automated SuperFrost system, time-controlled
  - FrostControl
  - Alarm in case of malfunction: visual and acoustic

- Freezer compartment** **★★★★**
- 4 drawers, VarioSpace
  - Ice cube tray with lid
  - Storage time in the event of power cut: 10 h
  - Freezing capacity in 24 h: 5 kg
  - Safety glass fittings

- Key features**
- Ceiling heating for Side-by-Side concept
  - Height-adjustable feet at front
  - Right hand hinge, reversible

\* In accordance with Regulation EU 2019/2016 we indicate the total volume to the nearest integer (rounded off) and the volume of the frozen compartments and refrigeration compartments to one place after the decimal point.

You can find the full range of efficiency classes on page 15. According to (EU) 2017/1369 6a.



IGS 1624  
Comfort

Sliding door / built-in appliance for integrated use	
Energy efficiency class:	<div>F</div>
Energy consumption per year / 24 h:	223 / 0.611 kWh
Total volume*:	100 l (Freezer compartment: 100.4 l)
Noise output / Sound power level:	36 dB(A) / C. Silent
Climate rating:	SN-T (from +10 °C to +43 °C)
Aperture dimensions in cm (h/w/d):	87.4-89 / 56-57 / at least 55.0



- Controls**
- MagicEye, key electronic
  - Digital temperature display
  - Automated SuperFrost system, time-controlled
  - FrostControl
  - Alarm in case of malfunction: visual and acoustic

- Freezer compartment**

4

 \* \* \*
- 4 drawers, VarioSpace
  - Ice cube tray with lid
  - Storage time in the event of power cut: 10 h
  - Freezing capacity in 24 h: 5 kg
  - Safety glass fittings

- Key features**
- Ceiling heating for Side-by-Side concept
  - Height-adjustable feet at front
  - Right hand hinge, reversible

\* In accordance with Regulation EU 2019/2016 we indicate the total volume to the nearest integer (rounded off) and the volume of the frozen compartments and refrigeration compartments to one place after the decimal point.



IGN 1064  
Premium

Door-on-door / built-in appliance for integrated use	
Energy efficiency class:	<div>E</div>
Energy consumption per year / 24 h:	183 / 0.501 kWh
Total volume*:	65 l (Freezer compartment: 65.0 l)
Noise output / Sound power level:	36 dB(A) / C. Silent
Climate rating:	SN-T (from +10 °C to +43 °C)
Aperture dimensions in cm (h/w/d):	71.4-73 / 56-57 / at least 55.0



- Controls**
- MagicEye, key electronic
  - Digital temperature display
  - Automated SuperFrost system, quantity-controlled
  - FrostControl
  - Alarm in case of malfunction: visual and acoustic

- Freezer compartment**

3

 \* \* \*
- 3 drawers, of which 2 on roller tracks, VarioSpace
  - Ice cube tray with lid
  - Storage time in the event of power cut: 8 h
  - Freezing capacity in 24 h: 5 kg
  - 2 cold storage accumulators
  - Safety glass fittings

- Key features**
- Ceiling heating for Side-by-Side concept
  - Height-adjustable feet at front
  - Right hand hinge, reversible



IG 1024  
Comfort

Door-on-door / built-in appliance for integrated use	
Energy efficiency class:	<div>E</div>
Energy consumption per year / 24 h:	171 / 0.468 kWh
Total volume*:	73 l (Freezer compartment: 73.7 l)
Noise output / Sound power level:	35 dB(A) / B. SuperSilent
Climate rating:	SN-T (from +10 °C to +43 °C)
Aperture dimensions in cm (h/w/d):	71.4-73 / 56-57 / at least 55.0



- Controls**
- MagicEye, key electronic
  - Digital temperature display
  - Automated SuperFrost system, time-controlled
  - FrostControl
  - Alarm in case of malfunction: visual and acoustic

- Freezer compartment**

3

 \* \* \*
- 3 drawers, VarioSpace
  - Ice cube tray with lid
  - Storage time in the event of power cut: 10 h
  - Freezing capacity in 24 h: 4 kg
  - Safety glass fittings

- Key features**
- Ceiling heating for Side-by-Side concept
  - Height-adjustable feet at front
  - Right hand hinge, reversible

You can find the full range of efficiency classes on page 15. According to (EU) 2017/1369 6a.



MagicEye control

The elegant and precise MagicEye control with its visual temperature display lets you keep the temperature at exactly the level you select. The clear arrangement of the function buttons makes for easy and convenient use. The automatic **SuperFrost** function quickly reduces the temperature to freeze your food while preserving the vitamins.



SmartFrost technology

With the SmartFrost technology, ice build-up is greatly reduced. This makes defrosting rarely necessary. The interior walls of the freezer compartment are very smooth and easy-to-clean. Freezer drawers and glass shelves made of safety glass can be removed easily.

## Under-worktop



UIKo 1560



### Tray inserted into the base

The tray inserted into the base recess enables the optimal use of the lower space in the appliance. It can be easily removed and with a capacity of approx. 4 litres offers sufficient space for smaller goods.

### Under-worktop, full-space BioFresh refrigerator for integrated use



### SUIB 1550 Premium

Door-on-door / under-worktop appliance for integrated use	
Energy efficiency class:	<div><div>C</div><div>A</div><div>G</div></div>
Energy consumption per year / 24 h:	96 / 0.263 kWh
Total volume*:	79 l (BioFresh compartment: 79.9 l)
Noise output / Sound power level:	35 dB(A) / B. SuperSilent
Climate rating:	SN-T (from +10 °C to +43 °C)
Aperture dimensions in cm (h/w/d):	82-88 / 60 / at least 55.0



- Controls**
- MagicEye, touch electronics
  - Digital temperature display
  - Door alarm fridge compartment: visual and acoustic

- BioFresh compartment**
- 2 GlassLine shelves
  - 3 BioFresh-Safes, 1 FlexSystem
  - Cabinet can be adjusted from HydroSafe to DrySafe
  - Removable tray (4 litres in the base recess)

- Key features**
- Side-panel heating on both sides, suitable for combination with other fridges, freezers and/or wine appliances
  - Height-adjustable feet at front and rear
  - Right hand hinge, reversible

\* In accordance with Regulation EU 2019/2016 we indicate the total volume to the nearest integer (rounded off) and the volume of the frozen compartments and refrigeration compartments to one place after the decimal point.

### Under-worktop refrigerator for integrated use



### UIK 1514 Comfort

Door-on-door / under-worktop appliance for integrated use	
Energy efficiency class:	<div><div>F</div><div>A</div><div>G</div></div>
Energy consumption per year / 24 h:	177 / 0.484 kWh
Total volume*:	119 l (Fridge: 104.8 l / Freezer compartment: 14.7 l)
Noise output / Sound power level:	35 dB(A) / B. SuperSilent
Climate rating:	SN-ST (from +10 °C to +38 °C)
Aperture dimensions in cm (h/w/d):	82-88 / 60 / at least 55.0



- Controls**
- MagicEye, touch electronics
  - Digital temperature display for refrigerator compartment
  - SuperCool function
  - Door alarm fridge compartment: visual and acoustic

- Fridge compartment**
- Comfort GlassLine shelving with bottle carrier, adjustable egg tray
  - 3 GlassLine shelves
  - LED lighting
  - 1 large fruit/vegetable compartment

- Freezer compartment** **4 \*\*\* \***
- Hinged 4-star freezer compartment door
  - Storage time in the event of power cut: 10 h
  - Freezing capacity in 24 h: 4 kg

- Key features**
- Height-adjustable feet at front and rear
  - Right hand hinge, reversible

You can find the full range of efficiency classes on page 15. According to (EU) 2017/1369 6a.



### UIK 1510 Comfort

Door-on-door / under-worktop appliance for integrated use	
Energy efficiency class:	<div><div>F</div><div>A</div><div>G</div></div>
Energy consumption per year / 24 h:	115 / 0.315 kWh
Total volume*:	136 l (Fridge: 136.9 l)
Noise output / Sound power level:	35 dB(A) / B. SuperSilent
Climate rating:	SN-ST (from +10 °C to +38 °C)
Aperture dimensions in cm (h/w/d):	82-88 / 60 / at least 55.0



- Controls**
- MagicEye, touch electronics
  - Digital temperature display
  - SuperCool function
  - Door alarm fridge compartment: visual and acoustic

- Fridge compartment**
- Comfort GlassLine shelving with bottle carrier, adjustable egg tray
  - 4 GlassLine shelves
  - LED ceiling lighting
  - 1 large fruit/vegetable compartment

- Key features**
- Height-adjustable feet at front and rear
  - Right hand hinge, reversible

Under-worktop refrigerator for integrated use



Deep shelves

A lot of goods can be stored on the deep shelves, reducing the need to bend down when storing and removing items. The items are delivered to the customer. This is a great ergonomic advantage, especially for under-worktop appliances that are installed below the table edge.



SuperSilent

Shhh – listen carefully. Your Liebherr is so quiet that you have to strain your ears to hear it. How is this achieved? All refrigeration components such as compressors, valves, fans and evaporators are optimised and perfectly adapted to one another. This means you only hear what you want to hear in your kitchen.



UIKP 1554

Under-worktop refrigerator for integrated use



82-88

UIKP 1554  
Premium

Door-on-door / under-worktop appliance for integrated use	
Energy efficiency class:	<div><div></div><div>E</div><div>A</div><div>G</div></div>
Energy consumption per year / 24 h:	141 / 0.386 kWh
Total volume*:	119 l (Fridge: 104.8 l / Freezer compartment: 14.7 l)
Noise output / Sound power level:	33 dB(A) / B. SuperSilent
Climate rating:	SN-ST (from +10 °C to +38 °C)
Aperture dimensions in cm (h/w/d):	82-88 / 60 / at least 55.0



- Controls**
- MagicEye, key electronic
  - Digital temperature display for refrigerator compartment
  - SuperCool function
  - Door alarm fridge compartment: visual and acoustic

- Fridge compartment**
- Premium GlassLine shelving, extra deep, with bottle carrier, removable VarioBoxes, adjustable egg tray, butter dish
  - 2 GlassLine shelves
  - LED lighting
  - 1 large fruit/vegetable compartment
  - Drawer box

- Freezer compartment** \*\*\*\*
- Hinged 4-star freezer compartment door
  - Storage time in the event of power cut: 7 h
  - Freezing capacity in 24 h: 3 kg

- Key features**
- Height-adjustable feet at front and rear
  - Right hand hinge, reversible

\* In accordance with Regulation EU 2019/2016 we indicate the total volume to the nearest integer (rounded off) and the volume of the frozen compartments and refrigeration compartments to one place after the decimal point.

You can find the full range of efficiency classes on page 15. According to (EU) 2017/1369 6a.



82-88

UIKP 1550  
Premium

Door-on-door / under-worktop appliance for integrated use	
Energy efficiency class:	<div><div></div><div>E</div><div>A</div><div>G</div></div>
Energy consumption per year / 24 h:	92 / 0.252 kWh
Total volume*:	136 l (Fridge: 136.9 l)
Noise output / Sound power level:	34 dB(A) / B. SuperSilent
Climate rating:	SN-ST (from +10 °C to +38 °C)
Aperture dimensions in cm (h/w/d):	82-88 / 60 / at least 55.0



- Controls**
- MagicEye, key electronic
  - Digital temperature display
  - SuperCool function
  - Door alarm fridge compartment: visual and acoustic

- Fridge compartment**
- Premium GlassLine shelving, extra deep, with bottle carrier, removable VarioBoxes, adjustable egg tray, butter dish
  - 3 GlassLine shelves
  - LED ceiling lighting
  - 1 large fruit/vegetable compartment
  - Drawer box

- Key features**
- Height-adjustable feet at front and rear
  - Right hand hinge, reversible



Under-worktop refrigerator with extendible pull-out drawer for integrated use



82-88

UIKo 1560  
Premium

Door-on-door / under-worktop appliance for integrated use	
Energy efficiency class:	<div><div>F</div><div>A</div><div>G</div></div>
Energy consumption per year / 24 h:	114 / 0.312 kWh
Total volume*:	132 l (Fridge: 132.3 l)
Noise output / Sound power level:	35 dB(A) / B. SuperSilent
Climate rating:	SN-ST (from +10 °C to +38 °C)
Aperture dimensions in cm (h/w/d):	82-88 / 60 / at least 55.0



82-88

UIKo 1550  
Premium

Door-on-door / under-worktop appliance for integrated use	
Energy efficiency class:	<div><div>F</div><div>A</div><div>G</div></div>
Energy consumption per year / 24 h:	114 / 0.312 kWh
Total volume*:	132 l (Fridge: 132.3 l)
Noise output / Sound power level:	35 dB(A) / B. SuperSilent
Climate rating:	SN-ST (from +10 °C to +38 °C)
Aperture dimensions in cm (h/w/d):	82-88 / 60 / at least 55.0



- Controls**
- MagicEye, touch electronics
  - Digital temperature display
  - SuperCool function
  - Door alarm fridge compartment: visual and acoustic
- Fridge compartment**
- Butter dish
  - 2 Premium GlassLine shelving, removable, with adjustable egg tray
  - Bottle compartment, integrated in the lowest drawer
  - LED ceiling lighting
  - 1 large fruit/vegetable compartment
  - LiftUp-Box
- Key features**
- Height-adjustable feet at front and rear
  - Pull-out drawer, fully extendible



- Controls**
- MagicEye, touch electronics
  - Digital temperature display
  - SuperCool function
  - Door alarm fridge compartment: visual and acoustic
- Fridge compartment**
- Butter dish
  - 2 Premium GlassLine shelving, removable, with adjustable egg tray
  - Bottle compartment, integrated in the lowest drawer
  - LED ceiling lighting
  - 1 large fruit/vegetable compartment
- Key features**
- Height-adjustable feet at front and rear
  - Pull-out drawer, fully extendible

\* In accordance with Regulation EU 2019/2016 we indicate the total volume to the nearest integer (rounded off) and the volume of the frozen compartments and refrigeration compartments to one place after the decimal point.

You can find the full range of efficiency classes on page 15. According to (EU) 2017/1369 6a.



LiftUp Box

The LiftUp Box allows you to fully utilise the storage space below the pull-out drawer. It is ergonomically attached, easy to take out and can hold up to 4 kg. When pulled out, the LiftUp Box pushes up out of the base recess, allowing the food to be removed easily.



Pull-out glass shelves

Food is stored safely and easily accessible on the fully extendible pull-out glass shelves. The glass pull-out shelves made of safety glass are sturdy and easy to clean as well as being adjustable using practical rail dividers.



SUIGN 1554

### Under-worktop freezer for integrated use



82-88

**SUIGN 1554**  
Premium

Door-on-door / under-worktop appliance for integrated use	
Energy efficiency class:	<b>E</b> <small>A G</small>
Energy consumption per year / 24 h:	<b>181 / 0.495 kWh</b>
Total volume*:	<b>79 l (Freezer compartment: 79.9 l)</b>
Noise output / Sound power level:	<b>35 dB(A) / B. SuperSilent</b>
Climate rating:	<b>SN-T (from +10 °C to +43 °C)</b>
Aperture dimensions in cm (h/w/d):	<b>82-88 / 60 / at least 55.0</b>



82-88

**SUIG 1514**  
Comfort

Door-on-door / under-worktop appliance for integrated use	
Energy efficiency class:	<b>E</b> <small>A G</small>
Energy consumption per year / 24 h:	<b>168 / 0.460 kWh</b>
Total volume*:	<b>95 l (Freezer compartment: 95.1 l)</b>
Noise output / Sound power level:	<b>35 dB(A) / B. SuperSilent</b>
Climate rating:	<b>SN-T (from +10 °C to +43 °C)</b>
Aperture dimensions in cm (h/w/d):	<b>82-88 / 60 / at least 55.0</b>

- No Frost
- Super Silent
- Soft System

- Controls**
- MagicEye, touch electronics
  - Digital temperature display
  - Automated SuperFrost system, quantity-controlled
  - FrostControl
  - Alarm in case of malfunction: visual and acoustic
  - Door alarm freezer compartment: visual and acoustic

- Freezer compartment** **4 \*\*\*\***
- 3 drawers, of which 2 on roller tracks, VarioSpace
  - Ice cube tray with lid
  - Storage time in the event of power cut: 9 h
  - Freezing capacity in 24 h: 8 kg
  - 2 cold storage accumulators
  - Safety glass fittings
  - Removable tray (4 litres in the base recess)

- Key features**
- Side-panel heating on both sides, suitable for combination with other fridges, freezers and/or wine appliances
  - Height-adjustable feet at front and rear
  - Right hand hinge, reversible

- Smart Frost
- Super Silent

- Controls**
- MagicEye, touch electronics
  - Digital temperature display
  - Automated SuperFrost system, time-controlled
  - Alarm in case of malfunction: visual and acoustic
  - Door alarm freezer compartment: visual and acoustic

- Freezer compartment** **4 \*\*\*\***
- 3 drawers, VarioSpace
  - Storage time in the event of power cut: 10 h
  - Freezing capacity in 24 h: 6 kg
  - Safety glass fittings

- Key features**
- Side-panel heating on both sides, suitable for combination with other fridges, freezers and/or wine appliances
  - Height-adjustable feet at front and rear
  - Right hand hinge, reversible

\* In accordance with Regulation EU 2019/2016 we indicate the total volume to the nearest integer (rounded off) and the volume of the frozen compartments and refrigeration compartments to one place after the decimal point.

You can find the full range of efficiency classes on page 15. According to (EU) 2017/1369 6a.



### Side-by-side combination

SUIGN 1554 is suitable for side-by-side combination with the under worktop fridge UIKP 1550.



### Tray inserted into the base

The tray inserted into the base recess enables the optimal use of the lower space in the appliance. It can be easily removed and with a capacity of approx. 4 litres offers sufficient space for smaller goods.

# Wine cabinets

## An overview of our Wine cabinets

2 temperature zones

+5 °C to +20 °C

+5 °C to +20 °C



The **Vinidor range** offers maximum flexibility with two separately controlled temperature zones. The temperature of these can be set independently between +5 °C and +20 °C. This means that red and white wines can be stored at their ideal serving temperatures in the same cabinet. These cabinets not only provide the ideal climate conditions for long-term storage of wine, but with differently sized zones and fully adjustable temperature controls, they are suitable for every wine collection.

1 temperature zone

+20 °C



+5 °C



The GrandCru range storage cabinets offer similar conditions to a wine cellar. This range facilitates the storage of red and white wines at the correct long term storage temperatures or individual serving temperatures. The temperature can be adjusted from +5 °C to +20 °C as appropriate, and is both even and constant throughout the entire appliance interior.

EWTdf 3553

# Quality down to the finest detail




### Stainless steel frame

The high-quality, easy-to-fit stainless steel frame and handle enables all EWTdf models to be elegantly integrated into any kitchen. The robust stainless steel handle makes opening the door effortless. Available as an optional accessory kit for EWTdf 3553 (9901573-00), EWTdf 2353 (9901575-00), EWdf 1653 (9901577-00)



### SuperSilent

You've probably never heard of this Liebherr – simply because it is quieter than almost any other refrigerator. Its extra-low-noise design means it has virtually “unheard of” levels of quietness. Thanks to its maximum levels of noiselessness, it sets new standards even compared to the quietest refrigerators.



### TipOpen

The handle-free glazed door guarantees perfect integration into a handle-free kitchen. Not only provides UV protection you can trust but also ensures superb visibility of the stored wines. The TipOpen technology opens the glazed door 7 cm when tapped and, if the door is not opened further within three seconds, the soft-closing system will shut it again.



### Presentation shelf

The presentation shelf is ideal for keeping open bottles at the perfect temperature and without the risk of spills.



### FreshAir activated

The integrated FreshAir activated charcoal filter purifies the internal air and traps unpleasant odours. It is easy to replace and guarantees optimum air quality.




The electronic LCD display offers clear menu navigation and a Touch-electronic control system provides bespoke storage conditions. The digital temperature display can be read from the outside of appliances with glass doors. The Touch-electronic navigation ensures easy selection and use of the numerous control functions. The Vinidor 2 and 3 zone models feature an integrated door seal in the dividing shelf to maintain correct individual temperatures.



### Tinted isolation glass door

The handle-free glazed door guarantees perfect integration into a handle-free kitchen. Not only provides UV protection you can trust but also ensures superb visibility of the stored wines.



### LED lighting

All wine cabinets feature dimmable LED lighting, which evenly illuminates the interior and can be left on permanently if desired. Because LEDs generate minimal heat, wines can be sympathetically illuminated and beautifully presented for an extended period of time.



### SoftSystem

The SoftSystem feature provides added safety and convenience. Integrated within the door, the SoftSystem cushions movement when the door is closed. This SoftSystem ensures that the door closes gently even when fully loaded inside. The door automatically closes from an angle of approximately 30°.



### Telescopic rails

The Vinidor appliances are equipped with solid wooden shelves mounted on telescopic rails. The handcrafted shelves made from untreated wood are ideal for storing Bordeaux bottles safely, providing a clear view and easy access.



### Clip-on labelling

The clip-on labelling system provides a quick and clear overview of your wine store.



### Accessories drawer

The easy-glide accessories drawer can be used to store accessories directly below wine storage cabinets in the WKE 5 model range. This increases the 45 cm recess to a 60 cm one. Available in white glass (9901086-00), black glass (9901085-00) and stainless steel (9901084-00).



EWTdf 3553 with stainless steel frame / - handle (Accessories)



### Stainless steel frame and handle

The high-quality, easy-to-fit stainless steel frame and handle enables all EWTdf models to be elegantly integrated into any kitchen. The robust stainless steel handle makes opening the door effortless. Available as an optional accessory kit for EWTdf 3553 (9901573-00), EWTdf 2353 (9901575-00), EWdf 1653 (9901577-00)

### Dual zone wine cabinet for integrated use



↑  
178  
↓

### EWTgb 3583 Vinidor

Flush-fitted insulated glass door / built-in appliance for integrated use

Energy efficiency class:	
Energy consumption per year / 24 h:	178 / 0.487 kWh
Max. Bordeaux bottles 0.75 l:	83
Total volume*:	271 l
Noise output / Sound power level:	32 dB(A) / B, SuperSilent
Climate rating:	SN (from +10 °C to +32 °C)
Black insulated glass door, handle and frame-free	
Aperture dimensions in cm (h/w/d):	177.2-178 / 56-57 / at least 55.0



#### Controls

- LC-Display, touch electronics
- Digital temperature display for both wine zones
- Alarm in case of malfunction: visual and acoustic
- Audible door alarm
- Child lock function

#### Wine compartment


- 2 temperature zone, can be regulated between +5°C and +20°C
- 2 adjustable refrigeration circuits
- Convection cooling, FreshAir active carbon filter
- Humidity regulation via controllable ventilation
- LED Interior lighting with on/off function, dimmable
- Beechwood shelves
- 10 Shelves, of which 8 on telescopic rails, of which 1 is a presentation shelf

#### Key features

- TipOpen
- Height-adjustable feet at front
- Right hand hinge, reversible
- Concealed hinge with restricted opening

\* In accordance with Regulation EU 2019/2016 we indicate the total volume to the nearest integer (rounded off) and the volume of the frozen compartments and refrigeration compartments to one place after the decimal point.

You can find the full range of efficiency classes on page 15.  
According to (EU) 2017/1369 6a.



↑  
178  
↓

### EWTgw 3583 Vinidor

Flush-fitted insulated glass door / built-in appliance for integrated use

Energy efficiency class:	
Energy consumption per year / 24 h:	178 / 0.487 kWh
Max. Bordeaux bottles 0.75 l:	83
Total volume*:	271 l
Noise output / Sound power level:	32 dB(A) / B, SuperSilent
Climate rating:	SN (from +10 °C to +32 °C)
White insulated glass door, handle and frame-free	
Aperture dimensions in cm (h/w/d):	177.2-178 / 56-57 / at least 55.0



#### Controls

- LC-Display, touch electronics
- Digital temperature display for both wine zones
- Alarm in case of malfunction: visual and acoustic
- Audible door alarm
- Child lock function

#### Wine compartment

- 2 temperature zone, can be regulated between +5°C and +20°C
- 2 adjustable refrigeration circuits
- Convection cooling, FreshAir active carbon filter
- Humidity regulation via controllable ventilation
- LED Interior lighting with on/off function, dimmable
- Beechwood shelves
- 10 Shelves, of which 8 on telescopic rails, of which 1 is a presentation shelf

#### Key features

- TipOpen
- Height-adjustable feet at front
- Right hand hinge, reversible
- Concealed hinge with restricted opening

Please check with your kitchen installer that the cabinetry will accommodate the weight of the EWT.. 35.. models when fully loaded.

This special range of wine cabinets (EWTdf) can either accept furniture overlay panels (supplied by your Kitchen Retailer) or the s/steel overlay accessory (at additional cost). These models are only bound for storing wine. Maximum DIN norm bordeaux bottles capacity (0.75 l) as per norm NF H 35-124 (H: 300.5 mm, Ø 76.1 mm)

### Dual zone wine cabinet for integrated use



↑  
178  
↓

### EWTdf 3553 Vinidor

Door-on-door / built-in appliance with décor panel

Energy efficiency class:	
Energy consumption per year / 24 h:	178 / 0.487 kWh
Max. Bordeaux bottles 0.75 l:	80
Total volume*:	254 l
Noise output / Sound power level:	32 dB(A) / B, SuperSilent
Climate rating:	SN-ST (from +10 °C to +38 °C)
Will accept an overlay furniture panel or a s/steel overlay kit accessory	
Aperture dimensions in cm (h/w/d):	177.2-178 / 56-57 / at least 55.0



#### Controls

- LC-Display, touch electronics
- Digital temperature display for both wine zones
- Alarm in case of malfunction: visual and acoustic
- Audible door alarm
- Child lock function

#### Wine compartment

- 2 temperature zone, can be regulated between +5°C and +20°C
- 2 adjustable refrigeration circuits
- Convection cooling, FreshAir active carbon filter
- Humidity regulation via controllable ventilation
- LED Interior lighting with on/off function, dimmable
- Beechwood shelves
- 10 Shelves, of which 8 on telescopic rails, of which 1 is a presentation shelf

#### Key features

- Height-adjustable feet at front
- Right hand hinge, reversible
- Concealed hinge with restricted opening

Stainless steel frame and handle available as optional accessory (9901573-00)



Silent appliances

The silent appliances EWTgb 2383 are extremely quiet due to their design and low-noise components. Currently, they are among the quietest in their product group.



Presentation shelf

The presentation shelf is ideal for keeping open bottles at the perfect temperature and without the risk of spills.



EWTgb 2383  
Vinidor

Flush-fitted insulated glass door / built-in appliance for integrated use	
Energy efficiency class:	<div><div></div><div>G</div><div>A</div><div>G</div></div>
Energy consumption per year / 24 h:	160 / 0.438 kWh
Max. Bordeaux bottles 0.75 l:	51
Total volume*:	169 l
Noise output / Sound power level:	31 dB(A) / B, SuperSilent
Climate rating:	SN (from +10 °C to +32 °C)
Black insulated glass door, handle and frame-free	
Aperture dimensions in cm (h/w/d):	122-123.6 / 56-57 / at least 55.0



- Controls**
- LC-Display, touch electronics
  - Digital temperature display for both wine zones
  - Alarm in case of malfunction: visual and acoustic
  - Audible door alarm
  - Child lock function
- Wine compartment**
- 2 temperature zone, can be regulated between +5°C and +20°C
  - 2 adjustable refrigeration circuits
  - Convection cooling, FreshAir active carbon filter
  - Humidity regulation via controllable ventilation
  - LED lighting with on/off function, dimmable
  - Beechwood shelves
  - 6 Shelves, of which 4 on telescopic rails, of which 1 is a presentation shelf

- Key features**
- TipOpen
  - Height-adjustable feet at front
  - Right hand hinge, reversible
  - Concealed hinge with restricted opening

\* In accordance with Regulation EU 2019/2016 we indicate the total volume to the nearest integer (rounded off) and the volume of the frozen compartments and refrigeration compartments to one place after the decimal point.

You can find the full range of efficiency classes on page 15.  
According to (EU) 2017/1369 6a.



EWTgw 2383  
Vinidor

Flush-fitted insulated glass door / built-in appliance for integrated use	
Energy efficiency class:	<div><div></div><div>G</div><div>A</div><div>G</div></div>
Energy consumption per year / 24 h:	160 / 0.438 kWh
Max. Bordeaux bottles 0.75 l:	51
Total volume*:	169 l
Noise output / Sound power level:	32 dB(A) / B, SuperSilent
Climate rating:	SN (from +10 °C to +32 °C)
White insulated glass door, handle and frame-free	
Aperture dimensions in cm (h/w/d):	122-123.6 / 56-57 / at least 55.0



- Controls**
- LC-Display, touch electronics
  - Digital temperature display for both wine zones
  - Alarm in case of malfunction: visual and acoustic
  - Audible door alarm
  - Child lock function
- Wine compartment**
- 2 temperature zone, can be regulated between +5°C and +20°C
  - 2 adjustable refrigeration circuits
  - Convection cooling, FreshAir active carbon filter
  - Humidity regulation via controllable ventilation
  - LED Interior lighting with on/off function, dimmable
  - Beechwood shelves
  - 6 Shelves, of which 4 on telescopic rails, of which 1 is a presentation shelf

- Key features**
- TipOpen
  - Height-adjustable feet at front
  - Right hand hinge, reversible
  - Concealed hinge with restricted opening

Please check with your kitchen installer that the cabinetry will accommodate the weight of the EWT.. 35.. models when fully loaded.

This special range of wine cabinets (EWTdf) can either accept furniture overlay panels (supplied by your Kitchen Retailer) or the s/steel overlay accessory (at additional cost). These models are only bound for storing wine. Maximum DIN norm bordeaux bottles capacity (0.75 l) as per norm NF H 35-124 (H: 300.5 mm, Ø 76.1 mm)



EWTDf-models: with stainless steel frame



EWTDf-models: with handle and decor frame



### Side-by-side concept

The side-by-side concept makes it possible to position fridges, freezers and wine cabinets to meet your needs. Special technology for controlling the environment between appliances with major temperature differences enables numerous combinations. More information see page 26-27.

### Dual zone wine cabinet for integrated use



88

#### EWTgb 1683 Vinidor

Flush-fitted insulated glass door / built-in appliance for integrated use	
Energy efficiency class:	<div><div></div><div>G</div><div>A</div><div>G</div></div>
Energy consumption per year / 24 h:	151 / 0.413 kWh
Max. Bordeaux bottles 0.75 l:	33
Total volume*:	104 l
Noise output / Sound power level:	32 dB(A) / B, SuperSilent
Climate rating:	SN (from +10 °C to +32 °C)
Black insulated glass door, handle and frame-free	
Aperture dimensions in cm (h/w/d):	87.4-89 / 56-57 / at least 55.0



#### Controls

- LC-Display, touch electronics
- Digital temperature display for both wine zones
- Alarm in case of malfunction: visual and acoustic
- Audible door alarm
- Child lock function

#### Wine compartment

- 2 temperature zone, can be regulated between +5°C and +20°C
- 2 adjustable refrigeration circuits
- Convection cooling, FreshAir active carbon filter
- Humidity regulation via controllable ventilation
- LED Interior lighting with on/off function, dimmable
- Beechwood shelves
- 4 Shelves, of which 2 on telescopic rails, of which 1 is a presentation shelf

#### Key features

- TipOpen
- Height-adjustable feet at front
- Right hand hinge, reversible
- Replaceable door seal
- Concealed hinge with restricted opening

\* In accordance with Regulation EU 2019/2016 we indicate the total volume to the nearest integer (rounded off) and the volume of the frozen compartments and refrigeration compartments to one place after the decimal point.

You can find the full range of efficiency classes on page 15.  
According to (EU) 2017/1369 6a.

### Dual zone wine cabinet for integrated use



88

#### EWTgw 1683 Vinidor

Flush-fitted insulated glass door / built-in appliance for integrated use	
Energy efficiency class:	<div><div></div><div>G</div><div>A</div><div>G</div></div>
Energy consumption per year / 24 h:	151 / 0.413 kWh
Max. Bordeaux bottles 0.75 l:	33
Total volume*:	104 l
Noise output / Sound power level:	32 dB(A) / B, SuperSilent
Climate rating:	SN (from +10 °C to +32 °C)
White insulated glass door, handle and frame-free	
Aperture dimensions in cm (h/w/d):	87.4-89 / 56-57 / at least 55.0



#### Controls

- LC-Display, touch electronics
- Digital temperature display for both wine zones
- Alarm in case of malfunction: visual and acoustic
- Audible door alarm
- Child lock function

#### Wine compartment

- 2 temperature zone, can be regulated between +5°C and +20°C
- 2 adjustable refrigeration circuits
- Convection cooling, FreshAir active carbon filter
- Humidity regulation via controllable ventilation
- LED Interior lighting with on/off function, dimmable
- Beechwood shelves
- 4 Shelves, of which 2 on telescopic rails, of which 1 is a presentation shelf

#### Key features

- TipOpen
- Height-adjustable feet at front
- Right hand hinge, reversible
- Replaceable door seal
- Concealed hinge with restricted opening

Please check with your kitchen installer that the cabinetry will accommodate the weight of the EWT.. 35.. models when fully loaded.

This special range of wine cabinets (EWTDf) can either accept furniture overlay panels (supplied by your Kitchen Retailer) or the s/steel overlay accessory (at additional cost). These models are only bound for storing wine. Maximum DIN norm bordeaux bottles capacity (0.75 l) as per norm NF H 35-124 (H: 300.5 mm, Ø 76.1 mm)



88

#### EWTdf 1653 Vinidor

Door-on-door / built-in appliance with décor panel	
Energy efficiency class:	<div><div></div><div>G</div><div>A</div><div>G</div></div>
Energy consumption per year / 24 h:	150 / 0.411 kWh
Max. Bordeaux bottles 0.75 l:	30
Total volume*:	97 l
Noise output / Sound power level:	32 dB(A) / B, SuperSilent
Climate rating:	SN-ST (from +10 °C to +38 °C)
Will accept an overlay furniture panel or a s/steel overlay kit accessory	
Aperture dimensions in cm (h/w/d):	87.4-89 / 56-57 / at least 55.0



#### Controls

- LC-Display, touch electronics
- Digital temperature display for both wine zones
- Alarm in case of malfunction: visual and acoustic
- Audible door alarm
- Child lock function

#### Wine compartment

- 2 temperature zone, can be regulated between +5°C and +20°C
- 2 adjustable refrigeration circuits
- Convection cooling, FreshAir active carbon filter
- Humidity regulation via controllable ventilation
- LED Interior lighting with on/off function, dimmable
- Beechwood shelves
- 4 Shelves, of which 2 on telescopic rails, of which 1 is a presentation shelf

#### Key features

- Height-adjustable feet at front
- Right hand hinge, reversible
- Replaceable door seal
- Concealed hinge with restricted opening

Stainless steel frame and handle available as optional accessory (9901575-00)



UWTgb 1682  
Vinidor

Flush / under-worktop appliance	
Energy efficiency class:	<div><div></div><div>G</div><div>A</div><div>G</div></div>
Energy consumption per year / 24 h:	146 / 0.400 kWh
Max. Bordeaux bottles 0.75 l:	34
Total volume*:	94 l
Noise output / Sound power level:	35 dB(A) / B, SuperSilent
Climate rating:	SN-ST (from +10 °C to +38 °C)
Insulated glass door with stainless steel frame	
Aperture dimensions in cm (h/w/d):	82-87 / 60 / at least 58.0



- Controls**
- LC-Display, touch electronics
  - Digital temperature display for both wine zones
  - Alarm in case of malfunction: visual and acoustic
  - Audible door alarm
  - Child lock function

- Wine compartment**
- 2 temperature zone, can be regulated between +5 °C and +20 °C
  - 2 adjustable refrigeration circuits
  - Convection cooling, FreshAir active carbon filter
  - Humidity regulation via controllable ventilation
  - LED lighting with on/off function, dimmable
  - Beechwood shelves
  - 5 shelves, of which 3 on telescopic rails

- Key features**
- TipOpen
  - Height-adjustable feet at front and rear
  - Right hand hinge, reversible
  - Replaceable door seal
  - Concealed hinge with restricted opening



UWTes 1672  
Vinidor

Flush / under-worktop appliance	
Energy efficiency class:	<div><div></div><div>G</div><div>A</div><div>G</div></div>
Energy consumption per year / 24 h:	142 / 0.389 kWh
Max. Bordeaux bottles 0.75 l:	34
Total volume*:	94 l
Noise output / Sound power level:	38 dB(A) / C, Silent
Climate rating:	SN-ST (from +10 °C to +38 °C)
Insulated glass door with stainless steel frame	
Aperture dimensions in cm (h/w/d):	82-87 / 60 / at least 58.0



- Controls**
- MagicEye, key electronic
  - Digital temperature display for both wine zones
  - Alarm in case of malfunction: visual and acoustic
  - Audible door alarm
  - Child lock function

- Wine compartment**
- 2 temperature zone, can be regulated between +5 °C and +20 °C
  - 2 adjustable refrigeration circuits
  - Convection cooling, FreshAir active carbon filter
  - Humidity regulation via controllable ventilation
  - LED lighting with on/off function, dimmable
  - Beechwood shelves
  - 5 shelves, of which 3 on telescopic rails

- Key features**
- Aluminium handles
  - Height-adjustable feet at front and rear
  - Right hand hinge, reversible
  - Replaceable door seal
  - Lock



UWKes 1752  
GrandCru

Flush / under-worktop appliance	
Energy efficiency class:	<div><div></div><div>G</div><div>A</div><div>G</div></div>
Energy consumption per year / 24 h:	139 / 0.380 kWh
Max. Bordeaux bottles 0.75 l:	46
Total volume*:	110 l
Noise output / Sound power level:	38 dB(A) / C, Silent
Climate rating:	SN-ST (from +10 °C to +38 °C)
Insulated glass door with stainless steel frame	
Aperture dimensions in cm (h/w/d):	82-87 / 60-61 / at least 58.0



- Controls**
- MagicEye, key electronic
  - Digital temperature display
  - Alarm in case of malfunction: visual and acoustic
  - Audible door alarm
  - Child lock function

- Wine compartment**
- 1 temperature zones, can be regulated between +5 °C and +20 °C
  - 1 adjustable refrigeration circuit
  - Convection cooling, FreshAir active carbon filter
  - Humidity regulation via controllable ventilation
  - LED lighting with on/off function
  - Beechwood shelves
  - 4 shelves, of which 3 on telescopic rails

- Key features**
- Aluminium handles
  - Height-adjustable feet at front and rear
  - Right hand hinge, reversible
  - Replaceable door seal
  - Lock



UKes 1752  
GrandCru

Flush / built-in appliance for integrated use	
Energy consumption per year / 24 h:	201 / 0.548 kWh
Total volume*:	131 l
Noise output / Sound power level:	39 dB(A) / C
Aperture dimensions in cm (h/w/d):	82-87 / 60-61 / at least 58.0
Insulated glass door with stainless steel frame	
Aperture dimensions in cm (h/w/d):	
Insulated glass door with stainless steel frame	
Aperture dimensions in cm (h/w/d):	



- Controls**
- MagicEye, key electronic
  - Digital temperature display
  - Alarm in case of malfunction: visual and acoustic
  - Audible door alarm
  - Child lock function

- Wine compartment**
- 1 temperature zones, can be regulated between +2 °C and +20 °C
  - 1 adjustable refrigeration circuit
  - Convection cooling, FreshAir active carbon filter
  - Humidity regulation via controllable ventilation
  - 4 shelves, of which 1 on telescopic rails

- Key features**
- Aluminium handles
  - Height-adjustable feet at front and rear
  - Right hand hinge, reversible
  - Replaceable door seal
  - Lock

\* In accordance with Regulation EU 2019/2016 we indicate the total volume to the nearest integer (rounded off) and the volume of the frozen compartments and refrigeration compartments to one place after the decimal point.

You can find the full range of efficiency classes on page 15. According to (EU) 2017/1369 6a.

Please check with your kitchen installer that the cabinetry will accommodate the weight of the EWT.. 35.. models when fully loaded.

This special range of wine cabinets (EWTdf) can either accept furniture overlay panels (supplied by your Kitchen Retailer) or the s/steel overlay accessory (at additional cost). These models are only bound for storing wine. Maximum DIN norm bordeaux bottles capacity (0.75 l) as per norm NF H 35-124 (H: 300.5 mm, Ø 76.1 mm)



### Accessories drawer

The easy-glide accessories drawer can be used to store accessories directly below wine storage cabinets in the WKE 5 model range. This increases the 45 cm recess to 60 cm. Available in white glass (9901086-00), black glass (9901085-00) and stainless steel (9901084-00).

### Wine storage cabinet for integrated use



**WKEgb 582**  
GrandCru

Flush-fitted insulated glass door / built-in appliance for integrated use	
Energy efficiency class:	
Energy consumption per year / 24 h:	116 / 0.317 kWh
Max. Bordeaux bottles 0.75 l:	18
Total volume*:	47 l
Noise output / Sound power level:	32 dB(A) / B, SuperSilent
Climate rating:	SN-ST (from +10 °C to +38 °C)
Black insulated glass door, handle and frame-free	
Aperture dimensions in cm (h/w/d):	45-45.2 / 56-57 / at least 55.0



#### Controls

- LC-Display, touch electronics
- Digital temperature display
- Alarm in case of malfunction: visual and acoustic
- Audible door alarm
- Child lock function

#### Wine compartment

- 1 temperature zones, can be regulated between +5 °C and +20 °C
- 1 adjustable refrigeration circuit
- Convection cooling, FreshAir active carbon filter
- Humidity regulation via controllable ventilation
- Humidity regulation via lava stones
- LED lighting with on/off function, dimmable
- Beechwood shelves
- 3 shelves, of which 2 on telescopic rails

#### Key features

- Folding door with TipOpen technology
- Concealed hinge with restricted opening

\* In accordance with Regulation EU 2019/2016 we indicate the total volume to the nearest integer (rounded off) and the volume of the frozen compartments and refrigeration compartments to one place after the decimal point.

You can find the full range of efficiency classes on page 15. According to (EU) 2017/1369 6a.

### Wine storage cabinet for integrated use



**WKEgw 582**  
GrandCru

Flush-fitted insulated glass door / built-in appliance for integrated use	
Energy efficiency class:	
Energy consumption per year / 24 h:	116 / 0.317 kWh
Max. Bordeaux bottles 0.75 l:	18
Total volume*:	47 l
Noise output / Sound power level:	32 dB(A) / B, SuperSilent
Climate rating:	SN-ST (from +10 °C to +38 °C)
White insulated glass door, handle and frame-free	
Aperture dimensions in cm (h/w/d):	45-45.2 / 56-57 / at least 55.0



#### Controls

- LC-Display, touch electronics
- Digital temperature display
- Alarm in case of malfunction: visual and acoustic
- Audible door alarm
- Child lock function

#### Wine compartment

- 1 temperature zones, can be regulated between +5 °C and +20 °C
- 1 adjustable refrigeration circuit
- Convection cooling, FreshAir active carbon filter
- Humidity regulation via controllable ventilation
- Humidity regulation via lava stones
- LED lighting with on/off function, dimmable
- Beechwood shelves
- 3 shelves, of which 2 on telescopic rails

#### Key features

- Folding door with TipOpen technology
- Replaceable door seal
- Concealed hinge with restricted opening

Please check with your kitchen installer that the cabinetry will accommodate the weight of the EWT.. 35.. models when fully loaded.

This special range of wine cabinets (EWTdf) can either accept furniture overlay panels (supplied by your Kitchen Retailer) or the s/steel overlay accessory (at additional cost). These models are only bound for storing wine. Maximum DIN norm bordeaux bottles capacity (0.75 l) as per norm NF H 35-124 (H: 300.5 mm, Ø 76.1 mm)



**WKEes 553**  
GrandCru

Flush / built-in appliance for integrated use	
Energy efficiency class:	
Energy consumption per year / 24 h:	140 / 0.383 kWh
Max. Bordeaux bottles 0.75 l:	18
Total volume*:	51 l
Noise output / Sound power level:	32 dB(A) / B, SuperSilent
Climate rating:	SN (from +10 °C to +32 °C)
Glass door with stainless steel frame, handle and frame-free	
Aperture dimensions in cm (h/w/d):	45 / 56 / at least 55.0



#### Controls

- LC-Display, touch electronics
- Digital temperature display
- Alarm in case of malfunction: visual and acoustic
- Audible door alarm
- Child lock function

#### Wine compartment

- 1 temperature zones, can be regulated between +5 °C and +20 °C
- 1 adjustable refrigeration circuit
- Convection cooling, FreshAir active carbon filter
- Humidity regulation via controllable ventilation
- LED lighting with on/off function, dimmable
- Beechwood shelves
- 3 shelves, of which 2 on telescopic rails

#### Key features

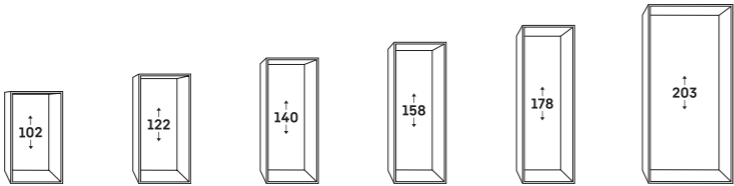
- Recessed grip
- Right hand hinge, reversible
- Replaceable door seal



SN	from +10 °C to +32 °C
ST	from +16 °C to +38 °C
N	from +16 °C to +32 °C
T	from +16 °C to +43 °C


Aperture dimensions

The dimensions for fully integrated appliances are industry standard. The aperture dimensions provide information about the appliance size or height. The exact dimensions of each appliance can be seen in the installation diagrams on the pages that follow.



Climate class

The climate rating specifies the ambient temperature for which the appliances are guaranteed to work normally. The following climate ratings have been defined (pursuant to DIN EN ISO 15502):



Outstanding energy efficiency

By combining state-of-the-art, precision electronics and highly efficient refrigeration systems, Liebherr offers an attractive and ultra-economical range of appliances in the best energy efficiency classes across all product groups. Liebherr offers products with the greatest possible energy savings. You can find the full range of efficiency classes on page 15. According to (EU) 2017/1369 6a.




Four-point attachment

So that our fully integrated fridges can be installed correctly, we provide special four-point fixing as standard for all our door-on-door appliances. The fixing points are attractively concealed with covers and the attachment brackets create a depth stop at the top and bottom. This alignment device ensures that the appliance is correctly positioned within the kitchen unit. Taller appliances with a height of 140 cm or more also come with two height-adjustable positioning feet at the front.

Vario plinth

The Vario plinth makes it possible to adapt under-worktop models (UIK, SUIG, UWT and UWK) to the height and depth of the kitchen units. All four positioning feet can be adjusted by up to 50 mm from the front. The position of the ventilation grille can also be adjusted to match the front of the kitchen units; it can be moved by up to 55 mm.



Levelling bars

Taller appliances with a height of 140 cm or more have two levelling bars on the left and right of the base. These make it possible to correctly level position the appliance and thereby ensure that the door closes correctly so that the appliance works properly.



Front air intake and ventilation

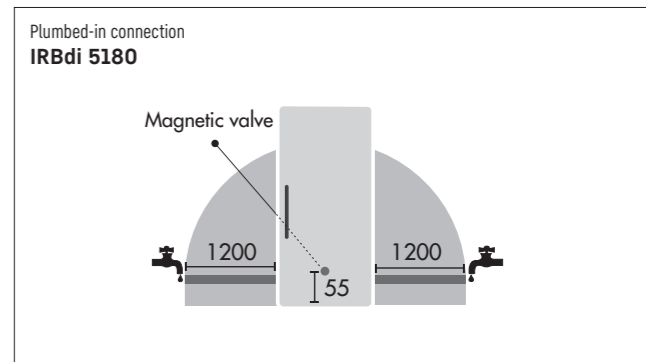
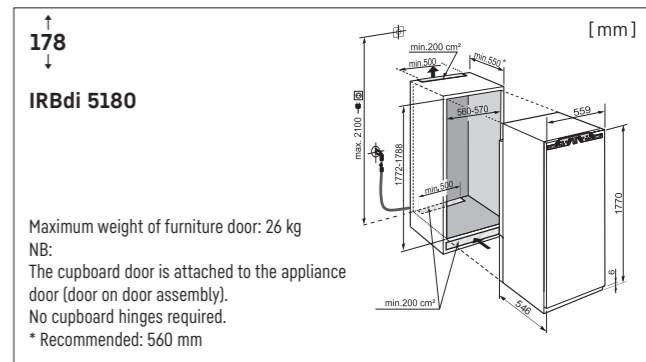
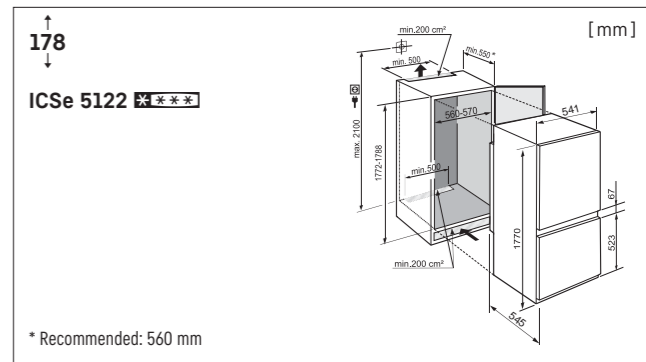
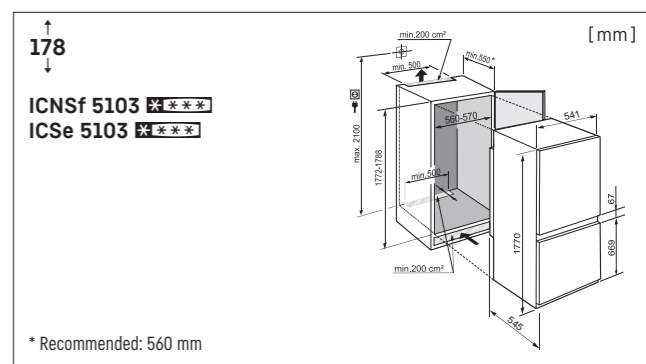
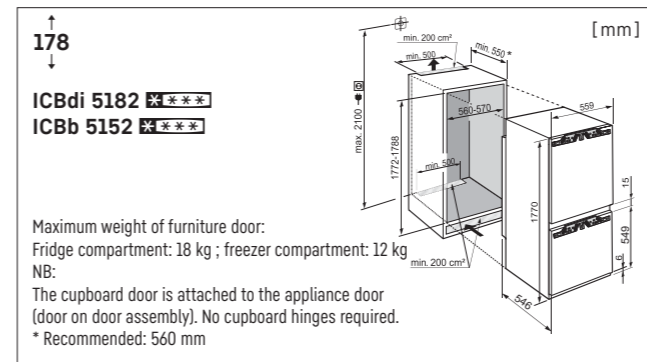
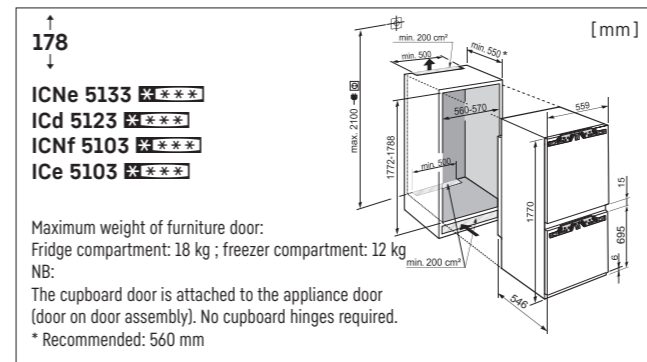
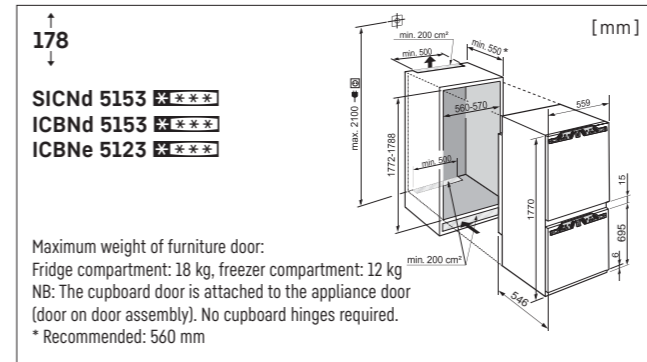
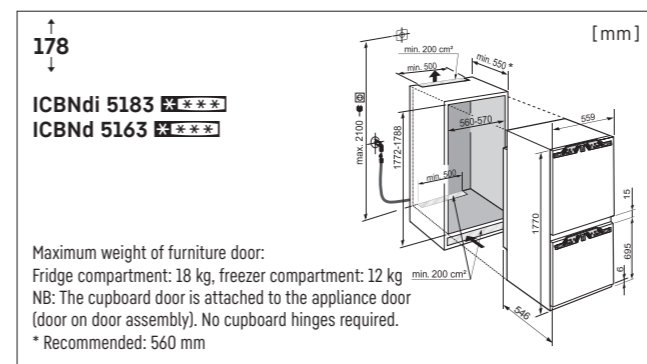
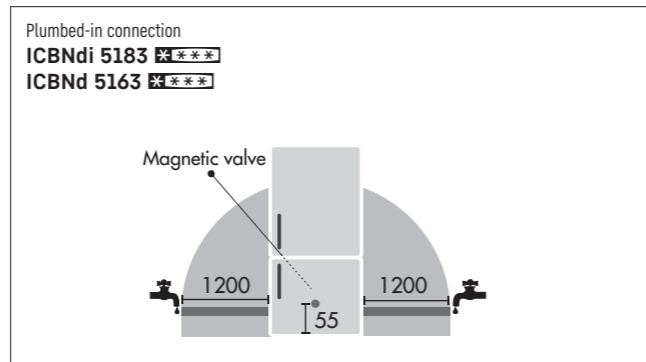
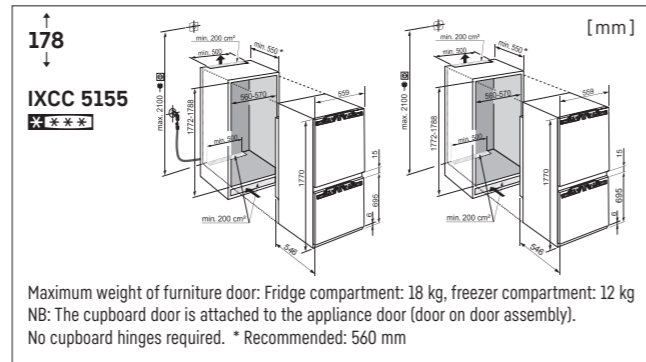
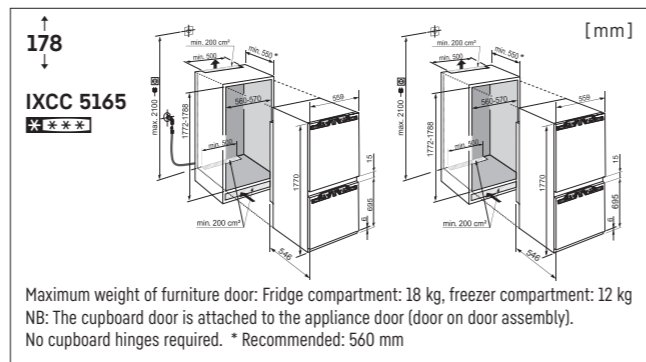
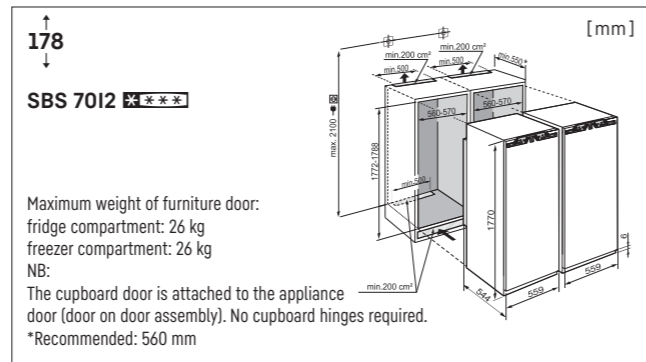
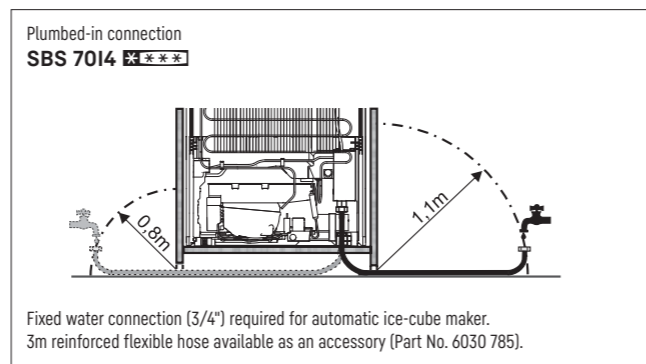
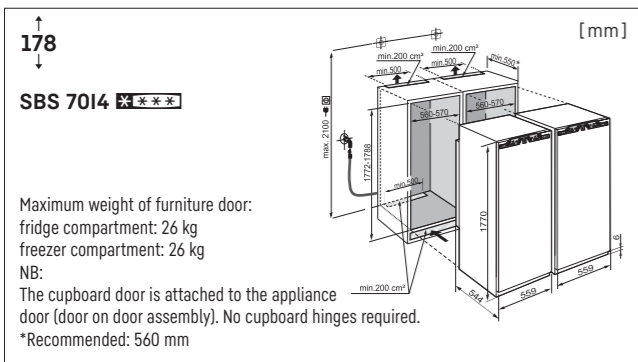
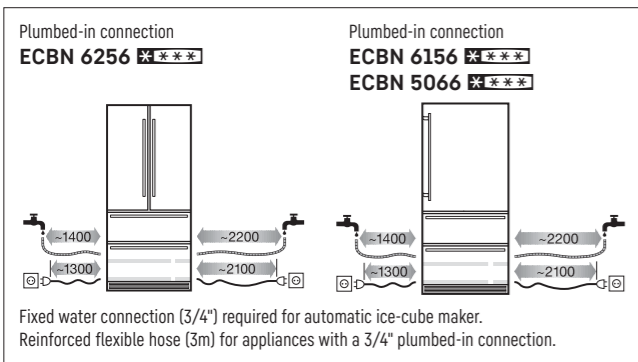
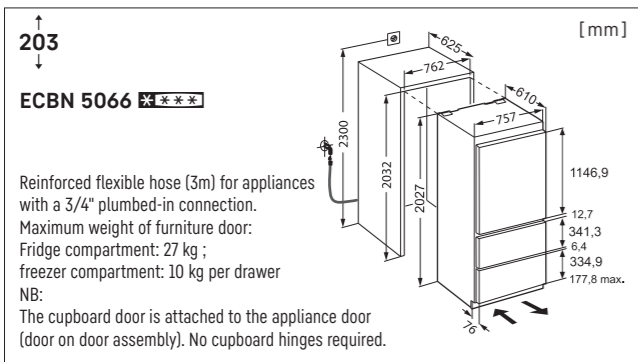
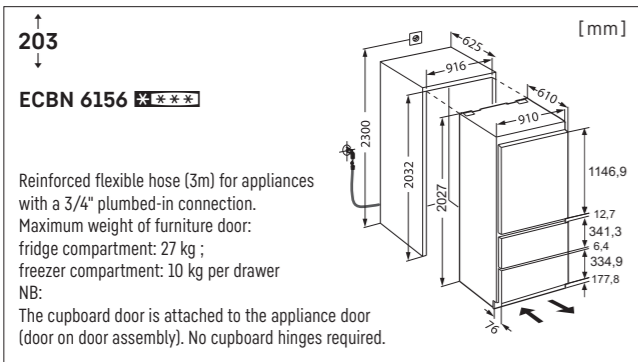
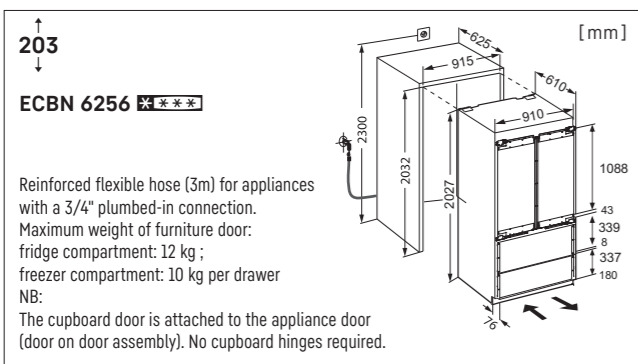
To ensure that the refrigeration system is cooled and the appliance operates correctly, fully integrated appliances must be adequately ventilated. Depending on the model and the installation location:

- 1 – Fully integrated appliances in non-ceiling height kitchen units. Front air intake in the plinth, venting via the back wall of the kitchen unit.
- 2 – Fully integrated appliances in ceiling height kitchen units. Front air intake in the plinth, venting via ventilation slots at the top.
- 3 – In the case of individual fully integrated appliances installed one above the other (Freshness Centre/SBS Concept, see pages 26/27) ventilation takes place as described in 1 and 2.
- 4 – Fully integrated appliances with both air intake and venting at the front. Venting via ventilation slots at the top.
- 5 – Under-worktop appliances with front air intake in the plinth. Venting via ventilation slots at the top.
- 6 – Under-worktop appliances with both air intake and venting at the front.

Please note: All ventilation slots must be at least 200 cm².



## Diagrams

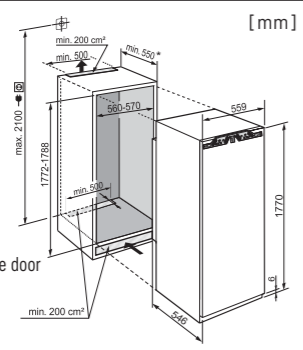


Please note that the recommended furniture door thickness limits are 16mm - 19mm.  
Thicker door panels can be fitted within the relevant weight limits but specialist advice should be obtained.  
Please refer to the installation instructions for the individual model door weight limits.

Diagrams

↑  
178  
↓

**IRBdi 5170**  
**IRBd 5151**  
**IRBd 5150**

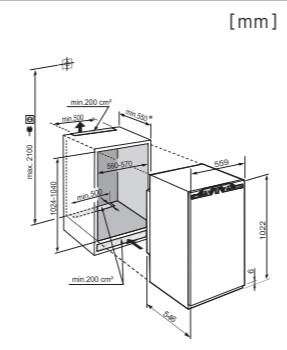


max. 2100  
1772-1788  
min. 200 cm²  
min. 500  
min. 550\*  
550  
1770  
6  
540  
min. 200 cm²

Maximum weight of furniture door: 26 kg  
NB:  
The cupboard door is attached to the appliance door (door on door assembly).  
No cupboard hinges required.  
\* Recommended: 560 mm

↑  
102  
↓

**IRBd 4020**

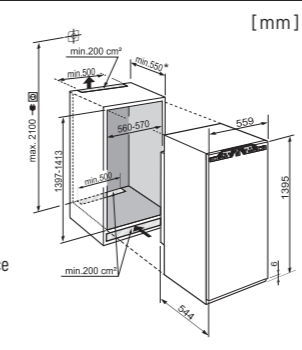


max. 2100  
204-2060  
min. 200 cm²  
min. 500  
min. 550\*  
550  
1022  
6  
540  
min. 200 cm²

Maximum weight of furniture door: 16 kg  
NB:  
The cupboard door is attached to the appliance door (door on door assembly).  
No cupboard hinges required.  
\* Recommended: 560 mm

↑  
140  
↓

**SIGN 2756**

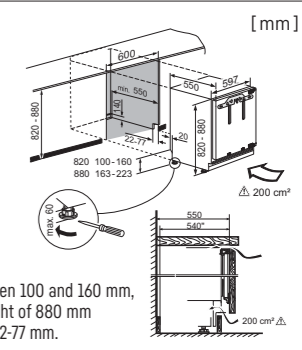


max. 2100  
1987-1413  
min. 200 cm²  
min. 500  
min. 550\*  
550  
1395  
6  
544  
min. 200 cm²

Maximum weight of furniture door: 21 kg  
NB:  
The cupboard door is attached to the appliance door (door on door assembly).  
No cupboard hinges required.  
\* Recommended: 560 mm

↑  
82-88  
↓

**SUIGN 1554**  
**SUIG 1514**  
**UIK 1514**  
**UIK 1510**  
**UIKP 1554**  
**SUIB 1550**

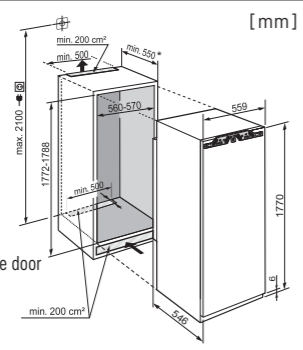


max. 2100  
820-880  
min. 200 cm²  
min. 500  
min. 550\*  
550  
22-77  
820-880  
100-160  
163-223  
22-77  
550  
540\*  
200 cm²  
max. 60

Maximum weight of furniture door: 10 kg  
NB: The cupboard door is attached to the appliance door (door on door assembly).  
No cupboard hinges required.  
Plinth height at appliance height of 820 mm (height of worktop 850 mm) adjustable between 100 and 160 mm, or between 163 and 223 mm at appliance height of 880 mm (height of worktop 900 mm). Depth of plinth 22-77 mm.

↑  
178  
↓

**IRBe 5120**  
**IRDe 5120**  
**IRf 5101**  
**IRe 5100**

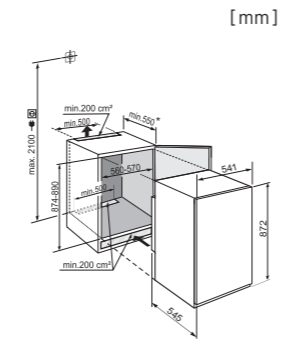


max. 2100  
1772-1788  
min. 200 cm²  
min. 500  
min. 550\*  
550  
1770  
6  
540  
min. 200 cm²

Maximum weight of furniture door: 26 kg  
NB:  
The cupboard door is attached to the appliance door (door on door assembly).  
No cupboard hinges required.  
\* Recommended: 560 mm

↑  
88  
↓

**IRSf 3901**  
**IRSf 3900**

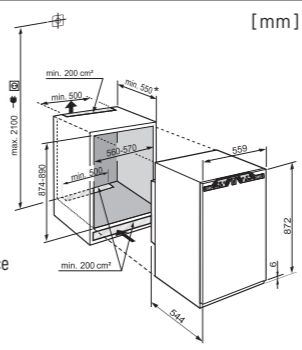


max. 2100  
874-890  
min. 200 cm²  
min. 500  
min. 550\*  
550  
872  
6  
545  
min. 200 cm²

\* Recommended: 560 mm

↑  
88  
↓

**IGN 1664**  
**IG 1624**

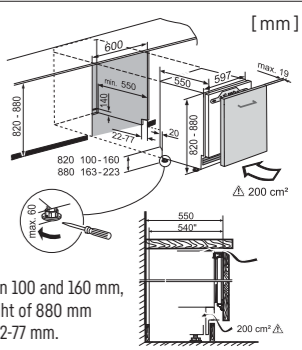


max. 2100  
874-890  
min. 200 cm²  
min. 500  
min. 550\*  
550  
872  
6  
544  
min. 200 cm²

Maximum weight of furniture door: 16 kg  
NB:  
The cupboard door is attached to the appliance door (door on door assembly).  
No cupboard hinges required.  
\* Recommended: 560 mm

↑  
82-88  
↓

**UIKo 1560**  
**UIKo 1550**

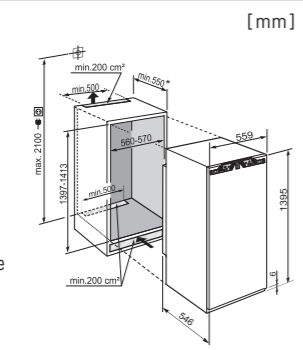


max. 2100  
820-880  
min. 200 cm²  
min. 500  
min. 550\*  
550  
22-77  
820-880  
100-160  
163-223  
22-77  
550  
540\*  
200 cm²  
max. 60

Maximum weight of furniture door: 10 kg  
NB: The cupboard door is attached to the appliance door (door on door assembly).  
No cupboard hinges required.  
Plinth height at appliance height of 820 mm (height of worktop 850 mm) adjustable between 100 and 160 mm, or between 163 and 223 mm at appliance height of 880 mm (height of worktop 900 mm). Depth of plinth 22-77 mm.

↑  
140  
↓

**IRe 4521**  
**IRBd 4570**  
**IRe 4520**

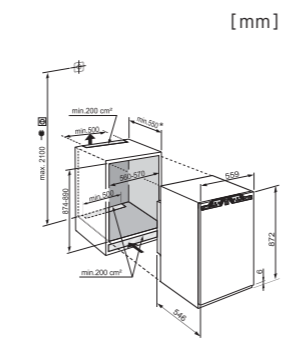


max. 2100  
1397-1413  
min. 200 cm²  
min. 500  
min. 550\*  
550  
1395  
6  
540  
min. 200 cm²

Maximum weight of furniture door: 21 kg  
NB:  
The cupboard door is attached to the appliance door (door on door assembly).  
No cupboard hinges required.  
\* Recommended: 560 mm

↑  
88  
↓

**IRf 3900**

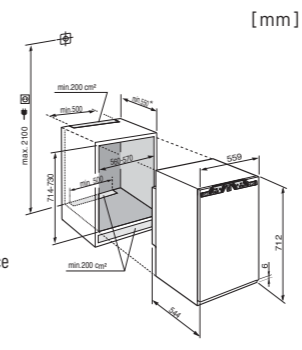


max. 2100  
874-890  
min. 200 cm²  
min. 500  
min. 550\*  
550  
872  
6  
540  
min. 200 cm²

Maximum weight of furniture door: 16 kg  
NB:  
The cupboard door is attached to the appliance door (door on door assembly).  
No cupboard hinges required.  
\* Recommended: 560 mm

↑  
72  
↓

**IGN 1064**  
**IG 1024**

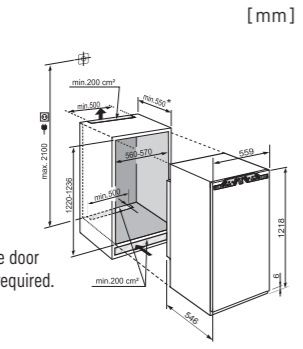


max. 2100  
714-730  
min. 200 cm²  
min. 500  
min. 550\*  
550  
712  
6  
544  
min. 200 cm²

Maximum weight of furniture door: 14 kg  
NB:  
The cupboard door is attached to the appliance door (door on door assembly).  
No cupboard hinges required.  
\* Recommended: 560 mm

↑  
122  
↓

**IRBb 4170**

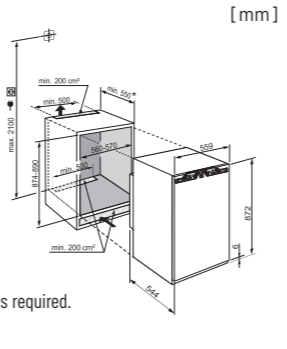


max. 2100  
1270-1286  
min. 200 cm²  
min. 500  
min. 550\*  
550  
1218  
6  
540  
min. 200 cm²

Maximum weight of furniture door: 19 kg  
NB:  
The cupboard door is attached to the appliance door (door on door assembly). No cupboard hinges required.  
\* Recommended: 560 mm

↑  
88  
↓

**SIBP 1650**

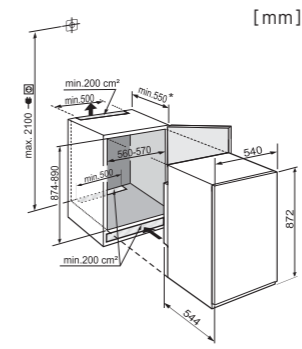


max. 2100  
874-890  
min. 200 cm²  
min. 500  
min. 550\*  
550  
872  
6  
544  
min. 200 cm²

Maximum weight of furniture door:  
Fridge: 16 kg  
NB:  
The cupboard door is attached to the appliance door (door on door assembly). No cupboard hinges required.  
\* Recommended: 560 mm

↑  
88  
↓

**IGS 1624**

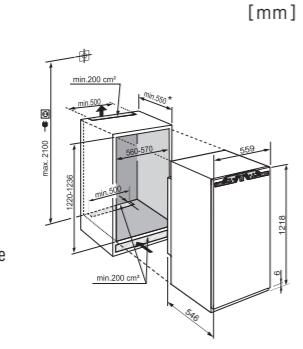


max. 2100  
874-890  
min. 200 cm²  
min. 500  
min. 550\*  
550  
872  
6  
544  
min. 200 cm²

\* Recommended: 560 mm

↑  
122  
↓

**IRe 4101**  
**IRe 4100**

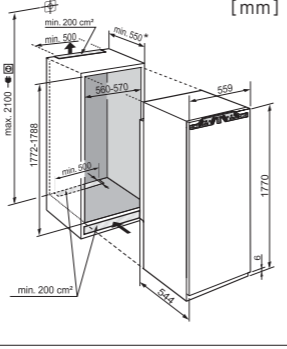


max. 2100  
1270-1286  
min. 200 cm²  
min. 500  
min. 550\*  
550  
1218  
6  
540  
min. 200 cm²

Maximum weight of furniture door: 19 kg  
NB:  
The cupboard door is attached to the appliance door (door on door assembly).  
No cupboard hinges required.  
\* Recommended: 560 mm

↑  
178  
↓

**SIGN 3576**  
**SIGN 3556**  
**SIGN 3524**

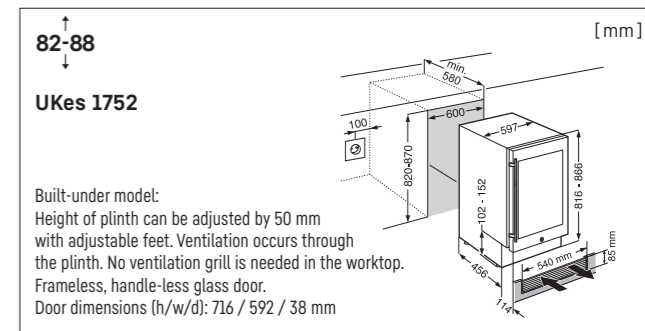
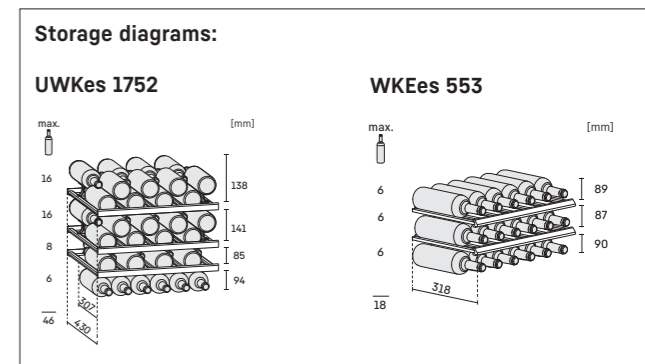
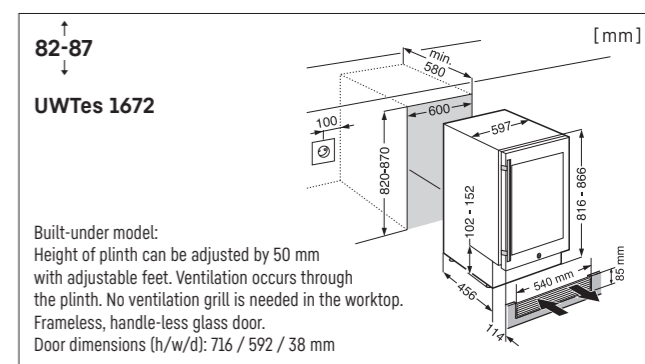
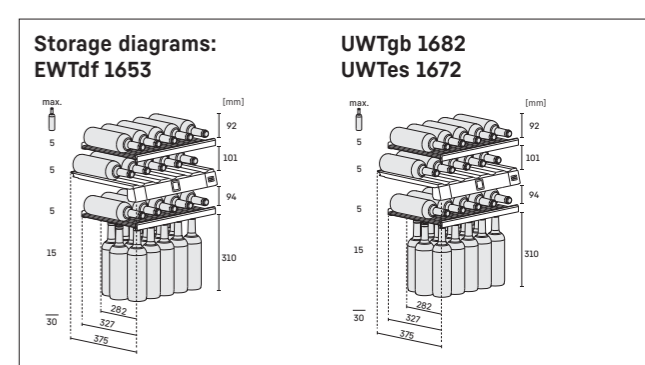
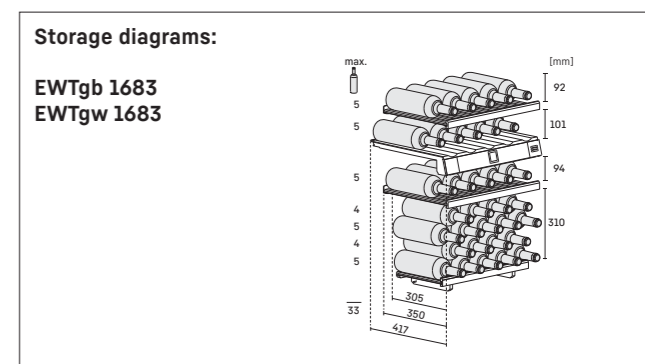
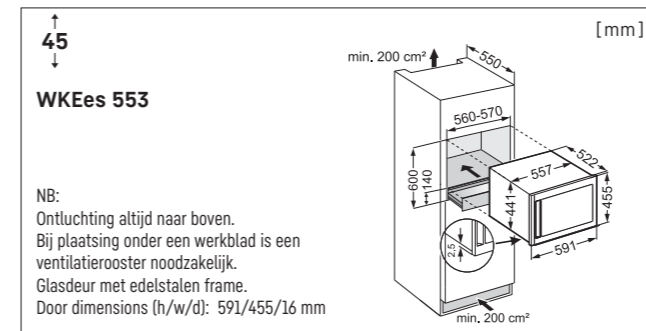
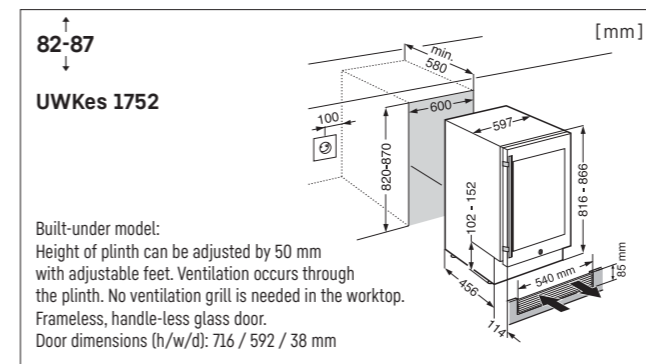
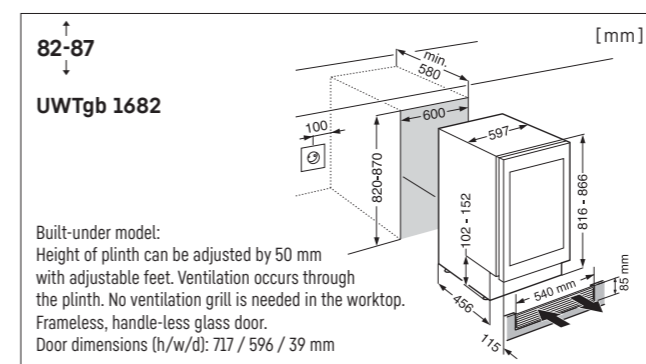
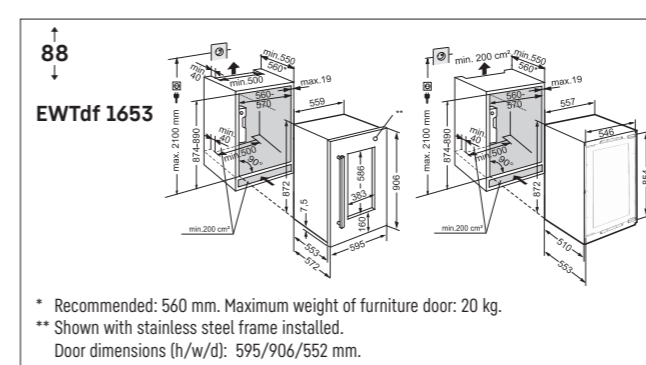
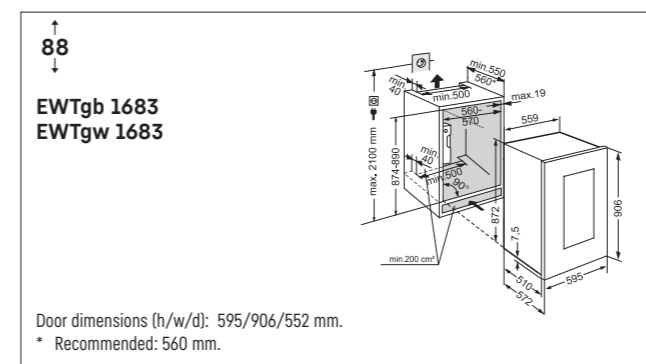
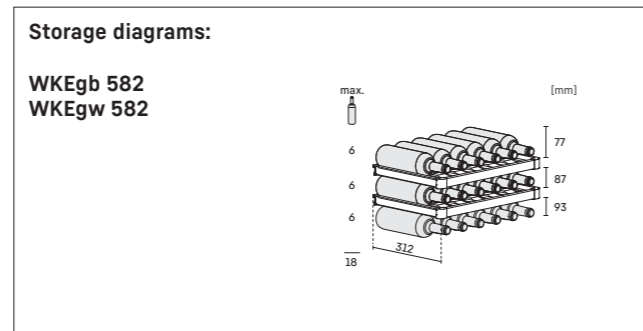
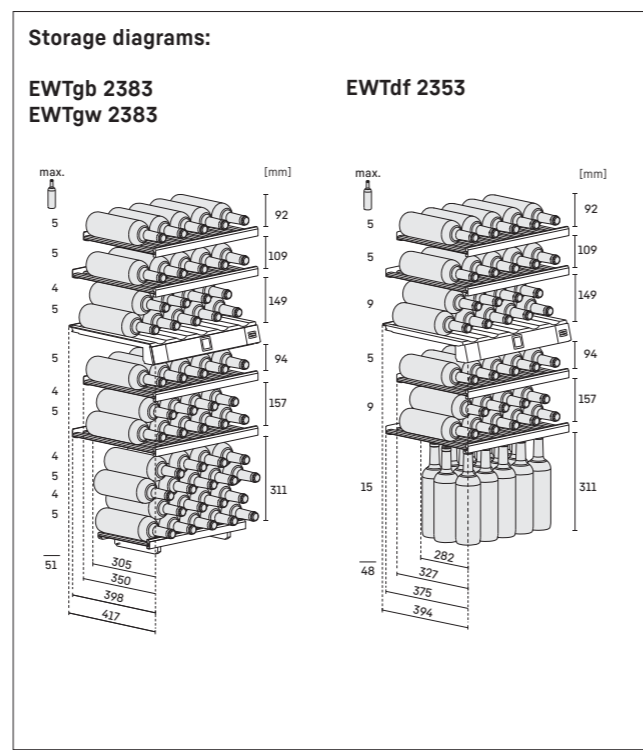
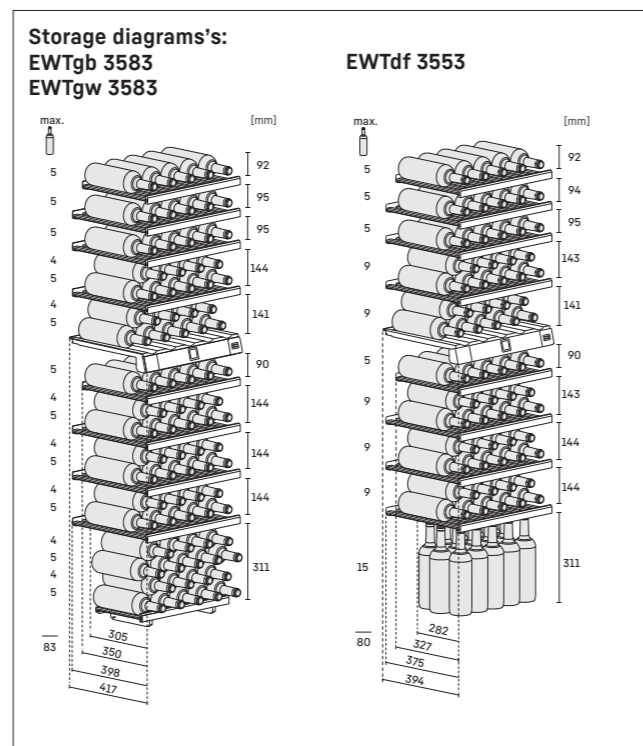
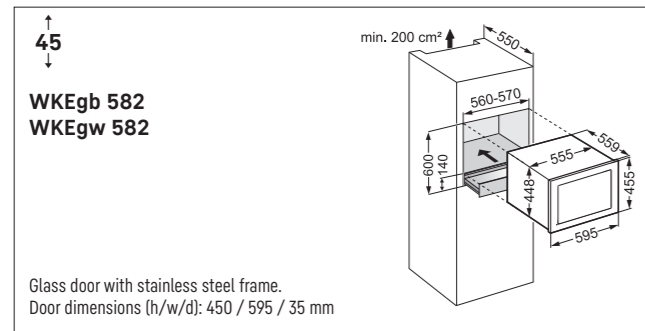
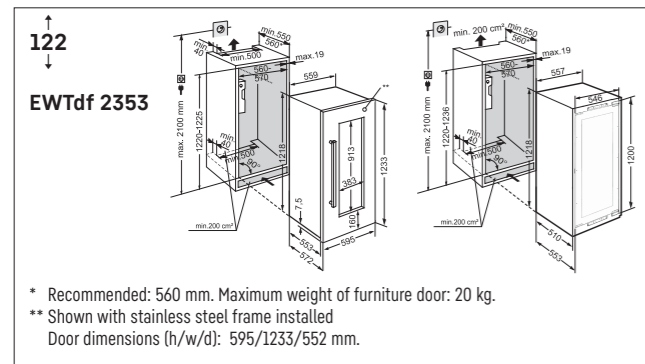
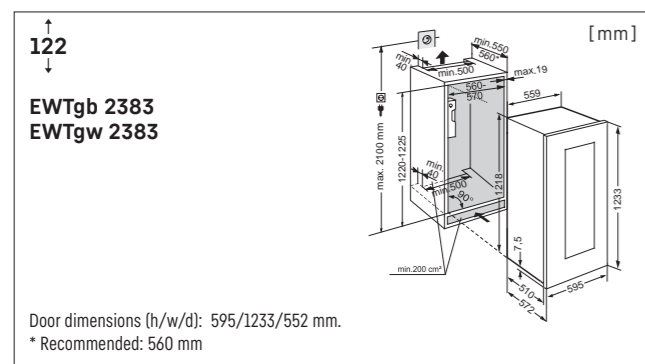
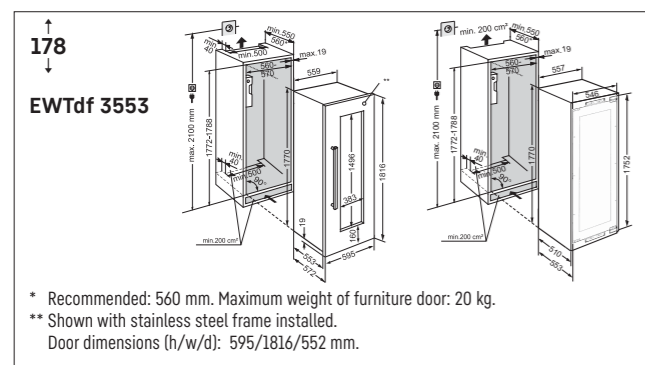
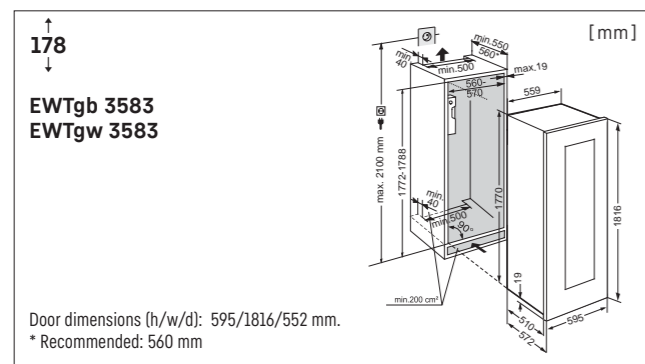


max. 2100  
1772-1788  
min. 200 cm²  
min. 500  
min. 550\*  
550  
1770  
6  
544  
min. 200 cm²

Maximum weight of furniture door: 26 kg  
NB:  
The cupboard door is attached to the appliance door (door on door assembly).  
No cupboard hinges required.  
\* Recommended: 560 mm

Please note that the recommended furniture door thickness limits are 16mm - 19mm.  
Thicker door panels can be fitted within the relevant weight limits but specialist advice should be obtained.  
Please refer to the installation instructions for the individual model door weight limits.

## Diagrams



Please note that the recommended furniture door thickness limits are 16mm - 19mm. Thicker door panels can be fitted within the relevant weight limits but specialist advice should be obtained. Please refer to the installation instructions for the individual model door weight limits.

## Our catalogues

Find out everything you need to know about Liebherr Freestanding & Built-In refrigeration as well as Wine Cabinets. Liebherr also manufacture a comprehensive range of Commercial refrigeration.

Available as PDF downloads from [home.liebherr.com](http://home.liebherr.com).



## Our Accessories:

Make the most of your Fully Integrated, Freestanding, and Wine Cabinet with official Liebherr accessories. Sign-up to our mailing list to receive exclusive content, FreshMAG Recipes, and refrigeration tips for your everyday life.



Sign up for news and offers:



UK webshop:

<https://home.liebherr.com/shop/en/gbr/>

View topic specific websites with in-depth information about BioFresh/NoFrost and wine cabinets via the QR code.



[biofresh.liebherr.com](http://biofresh.liebherr.com)



[nofrost.liebherr.com](http://nofrost.liebherr.com)



[wine.liebherr.com](http://wine.liebherr.com)

## Smart communication on all fronts



### SmartDevice-App

The SmartDevice app lets you control your appliance from anywhere: Change the temperature of your appliance quickly and easily from anywhere or monitor all alerts and notifications at a glance.



### BioFresh-App

Useful information about perfect food storage, as well as vitamin and mineral content.



### Smoothies & Ice-App

Playful fun; With just a tap, ice-cubes tumble down your screen and can be moved and crushed.



Find out which app is available for which operating system (Apple, Android etc.), and which device type.

[apps.home.liebherr.com](http://apps.home.liebherr.com)



Find out more about [smartdevice.liebherr.com](http://smartdevice.liebherr.com)



The fresh world of **FreshMAG**: Find out more about our models, food storage, nutrition, recipes and much more.



Click the link to directly access our social media channels: [socialmedia.home.liebherr.com](http://socialmedia.home.liebherr.com)

Please contact Liebherr-Great Britain Ltd. to locate your nearest Liebherr displaying dealer:



Liebherr-Great Britain Ltd.

Normandy Lane, Stratton Business Park, Biggleswade, SG18 8QB, Tel.: +44 (0) 3330 147 888

Email Sales: [LGB.RefrigerationSales@liebherr.com](mailto:LGB.RefrigerationSales@liebherr.com), Customer Service: [LGB.Refrigeration@liebherr.com](mailto:LGB.Refrigeration@liebherr.com)  
[home.liebherr.com](http://home.liebherr.com)