

Refrigeration  
**Built-in**  
2019/2020

Quality, Design and Innovation



**LIEBHERR**

# Contents

The right appliance for you:

Our model groups \_\_\_\_\_ 04

Quality, Design and Innovation \_\_\_\_\_ 08

Product highlights

Flexible accessories \_\_\_\_\_ 14

BioFresh \_\_\_\_\_ 16

LED \_\_\_\_\_ 18

Flexible interior \_\_\_\_\_ 20

Side-by-Side-Concept \_\_\_\_\_ 24

Side-by-Side Food storage centres \_\_\_\_\_ 26

Fridge-freezers \_\_\_\_\_ 34

Fridges \_\_\_\_\_ 56

Freezers \_\_\_\_\_ 80

Under-worktop fridges \_\_\_\_\_ 90

Under-worktop freezers \_\_\_\_\_ 98

Wine cabinets \_\_\_\_\_ 100

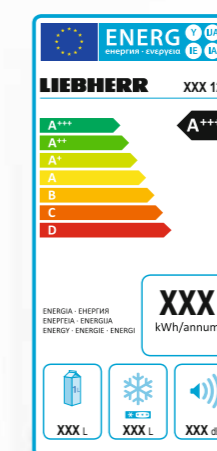
Glossary \_\_\_\_\_ 116

Diagrams \_\_\_\_\_ 118



**This is not available in UK**

Certain models are not available in all countries. Please confirm exact availability in your country.



## Extremely low energy consumption

Liebherr has always been committed to energy efficiency, which plays a key role from the design stage onwards.

Precision electronic controllers combined with optimised refrigeration components, highly insulating materials and very efficient compressors ensure that our appliances provide excellent energy efficiency.

Once again, Liebherr is leading the way with its range of refrigerators and freezers, offering an attractive selection of appliances in energy efficiency classes A to A+++/-20 %.

# Our model groups

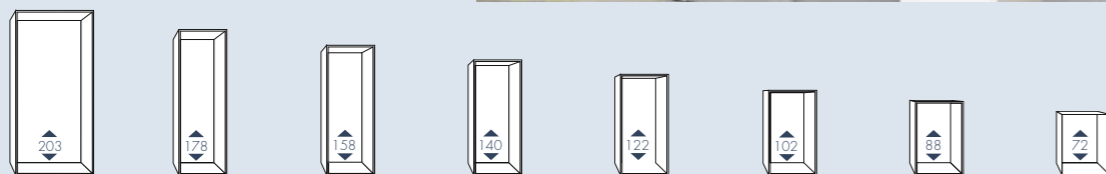
## Integrated built-in appliances

These appliances are designed for easy installation behind the kitchen unit door and can therefore be integrated perfectly into your kitchen.

Two different types of unit door installation are available:

A) **Door-on-door installation**, the kitchen unit door and the appliance door are connected by attaching the unit door to the appliance door.

B) **Door-slider installation**, the unit door is directly attached to the cabinet and connected to the appliance door via sliding rails. When opened and closed, the unit door slides along the rails. Sliding door models are indicated by the letter 'S' in their model name, excluding SBS / SIGN / SICN models.



Fridge-freezers	Page 45 - 47	Page 30 - 33 & Page 48 - 55	Page 55					
Fridges		Page 66 & 70	Page 67	Page 67 & 72	Page 67, 73 & 74	Page 75	Page 69 & 75 - 77	
Freezers		Page 84		Page 85			Page 87 - 88	Page 89

## Integrated under-worktop appliances

Being able to integrate an under-worktop refrigeration appliance behind a unit door maintains a visually uniform kitchen. A door-on-door attachment connects the appliance and unit doors. As air intake and ventilation take place at the appliance plinth, no ventilation slots need to be cut in the worktop. The Vario plinth can be adapted to the height and depth of the kitchen units. With door-on-door installation, the kitchen unit door and appliance door are attached by directly attaching the unit door to the appliance door.



Fridges	Page 92 - 97
Freezers	Page 99



## Built-in décor panel appliances

On décor panel appliances, a décor panel, up to 4 mm thick, that matches the kitchen front can be inserted into the décor frame on the appliance door. The décor panel is aluminium coloured as standard, but brown and white frames are also available as optional accessories.

If the existing décor panel is too small for the replacement appliance, it can be adapted using equaliser trims that match the colour of the décor frame. Depending on the dimensions to be compensated for, or for aesthetic reasons, one or two equaliser trims (top and/or bottom) can be used.



Fridge	Page 79
--------	---------



## Integrated wine cabinets

A good wine can only develop into a truly fine wine, and retain its quality long-term, under perfect conditions. Liebherr's wine storage cabinets and multi-temperature wine cabinets are the perfect answer. Using the most advanced climate technology they create the perfect conditions needed for wines to quietly mature, develop their flavour to the full and be served at the perfect temperature. Fitted with cutting edge electronics, expedient compressors and many specially designed features (such as an activated charcoal filter and insulated, UV-resistant glass doors), these appliances are tailor-made for wine storage.



# Global Success: Liebherr Corporate Group

Liebherr is a third-generation, family-owned company founded by Dr. Hans Liebherr in 1949 with the creation of the first ever mobile crane. With 70 years of success, Liebherr has become synonymous with the equipment needed to build homes and businesses, as well as the appliances within them. One of the world's largest manufacturers of construction machinery, Liebherr has expanded to eleven divisions with a wide array of product ranges, including earth moving equipment, mining, tower and maritime cranes, aerospace and transportation systems, and hotels. The company currently employs over 43,500 people in more than 130 companies in over 50 countries worldwide. Liebherr Appliances is Europe's largest privately owned manufacturer of fridges and freezers and freezers for residential and commercial use, with an annual production of more than 2.1 million units.



Construction



Aerospace and Transportation Systems



Mining



Cranes



Liebherr Appliances facility in Ochsenhausen, Germany



Liebherr Appliances facility in Lienz, Austria



# Quality

Liebherr has specialised in the production of innovative, premium quality fridges and freezers for over 70 years. From initial product design and through all the development stages, and then from production through to marketing, our goal is to consistently offer cutting-edge products that are characterised by timeless and elegant design. In this process, we constantly implement new product ideas that ensure long term fresh food storage.

#### **Quality fresh food storage: BioFresh**

Liebherr's BioFresh technology preserves fresh food for longer. Stored in the BioFresh compartment, at just over 0°C and at the ideal humidity level, food will retain its nutritional value for far longer than it would in a normal fridge compartment.

#### **Professional quality**

As a refrigeration specialist, Liebherr offers a wide range of professional appliances for commercial use. The demands of the professional sector are high; this sector wants reliable, top quality storage that guarantees safe food storage. As you use your Liebherr appliance in the home on a daily basis, you are benefiting from the expertise that Liebherr has accrued from decades in the commercial sector.

#### **Quality assured**

So that you can trust your fridge or freezer to perform 24 hours a day, 365 days a year, we check all components at every stage of their development to ensure that they will function reliably for many years. For instance, before our door hinges find their way into production, they have to successfully pass through at least 100.000 opening cycles, which equates to more than 15 years use. All components undergo similar testing.

#### **Approved quality**

Prior to packaging, every appliance is subject to a comprehensive quality inspection during which all components – refrigeration, mechanical and electronic systems – are tested. The quality of workmanship is also visually checked. All Liebherr production sites are certified according to international standards for quality management (ISO 9001) and environmental management (ISO 1400).

#### **Guaranteed quality**

We provide a two-year warranty that covers all parts and labour costs to repair or replace any part of the appliance that proves to be defective in materials or workmanship. We also offer a ten year parts availability.



# Design

With their elegant and timeless design, Liebherr fridges and freezers meet the highest aesthetic standards. Their interior design & quality is evident in so many details: from the twin LED lighting columns, to the high quality GlassLine interior door fittings with VarioBoxes, and to the new VarioSafe drawer that offers clear, organised storage.

## Designs for every preference

To ensure you are fully satisfied with your Liebherr appliance throughout its life, we offer a wide range of models to choose from - in different styles and with a variety of interior designs. Furthermore, all of our built-in appliances are designed for harmonious integration into modern kitchens and living spaces.

## Great designs for everyday use


At Liebherr, design and functionality go hand in hand: our freezer drawers on telescopic rails allow easy and effortless access to stored food, even if they are fully loaded; and our high quality GlassLine shelves not only look stylish but can also bear loads of up to 30 kg and are dishwasher safe.

## Lighting design

Liebherr built-in appliances are fitted with contemporary LED lighting for uniform illumination of the interior when the door is opened. Our high quality LEDs create a harmonious mood lighting effect, as well as being long-lasting, energy efficiency, and with low heat output.

## Award-winning design

The outstanding design quality of our products is regularly recognised by a number of prestigious international design awards, such as the red dot, Good Design and if product design awards.





# Innovation

Liebherr was first to implement features that are now standard in today's fridges and freezers. For example: fully enclosed FrostSafe freezer drawers that prevent loss of chilled air when the appliance is opened; patented BioFresh technology; and convenient, SoftSystem cushioned door closure.

## Innovative ideas

We place great importance on the continual development of our products. Therefore, at all of our production sites, we have state-of-the-art design centres with highly skilled employees. Our goal is to be 'Best in Class' in every respect. For example, Liebherr's current appliances are super-economical in terms of energy consumption thanks to the incorporation of advanced electronics and optimised refrigeration design.

## Energy efficiency as standard

A large proportion of our appliances fall into the highest efficiency classes. We aim to produce energy-saving appliances that do not compromise on convenience. Many of our current appliances are as much as 20 % more economical than the threshold value required for the A+++ class.

A+++  
-20%

## Innovation for even greater freshness

The latest fridges and freezers offer the ideal climate zone for almost every type of food. So, in addition to the classic refrigerator compartment, Liebherr offers a range of features including the BioCool box a fruit and vegetable compartment in which humidity can be regulated; BioFresh drawers, in which meat, fish, dairy products, and fruit/vegetables all find their ideal storage climate; and a NoFrost freezer compartment that offers professional quality freezing.

## Excellence in every detail

It couldn't be easier to set and adjust appliances with touch screen operation. The Glassline storage shelves can be easily positioned for tailored use of the interior space. Drinks storage is provided in the door interior and, depending on the model, a bottle rack or versatile bottle shelf offer additional practical storage solutions.

<p>1954 Liebherr home appliances founded in Germany</p>	<p>1971 First electronic control system</p>	<p>1987 NoFrost Technology eliminating the need to defrost</p>	<p>1993 Conversion to CFC / HFC-free equipment program</p>	<p>1996 Patented BioFresh technology - system for extended storage-life</p>	<p>2004 Innovative LED lighting for energy efficient illumination</p>	<p>2006 Viniador with adjustable temperature zones</p>	<p>2006 SoftSystem for gentle door closure</p>	<p>2009 SmartSteel finish reduces the visibility of finger prints</p>	<p>2010 DuoCooling for superior performance and efficiency</p>	<p>2013 Super energy efficient built-in appliances</p>	<p>2014 Under-worktop TipOpen appliance for seamless integration</p>	<p>2016 BluPerformance: A new dimension in freshness</p>	<p>2017 Ultra-efficient built-in appliances</p>	<p>2019 SmartDevice - Smart food management</p>	<p>2019 The new dimension for built-in appliances</p>
---	---	--	--	---	---	--	--	---	--	--	--	--	---	---	---



# Flexible accessories for your appliance

Discover the versatility of the Liebherr range of accessories for your fridge - and make your daily life a little bit easier.



## Organisational systems

Set up your fridge how you want it: In addition to the VarioSafe and the VarioBoxes, we also offer optimal organisation with the variable egg tray and the FlexSystem. Thanks to our bottle shelves and the clip labelling system for your wine inventory, you can also keep track of your beverages.



## Lifestyle features

Our butter dish offers space for a wide variety of butter sizes and fits perfectly into all shelves. The easy-to-fill ice cube tray is non-spill. Saving energy made easy: With the Vario energy-saving panel, you can reduce the energy consumption of your NoFrost freezer by up to 30% when not using all drawers.



## Consumable accessories

Your fridge includes items that are to be replaced on a regular basis for optimal performance. Water and activated carbon filters can be conveniently purchased from your Liebherr retailer.

Matching accessories can be found online by desired model at: [home.liebherr.com](http://home.liebherr.com)



# BioFresh: enjoy lasting freshness

With BioFresh technology food keeps fresh for much longer. When stored at a temperature close to 0 °C and at the correct humidity level, many foods retain their nutrients, such as vitamins and minerals, for far longer than in a conventional fridge compartment.

## Vitamins for a healthy diet

It goes without saying that it is extremely important for newly purchased and freshly harvested foods to be stored properly so that their nutrients are preserved for longer. The shelf life and freshness of most fruit and vegetables can be significantly extended by storing them in a fridge, particularly in a BioFresh compartment. The vitamin content of fruit and vegetables has been found to increase during storage in a BioFresh compartment.

## The perfect climate

With high humidity, the HydroSafe offers a perfect storage climate for fruit and vegetables. The drier conditions in the DrySafe are ideal for storing of meat, fish and dairy products. The moist HydroSafe climate can be changed to a dry DrySafe climate using the humidity slide control.



Find out more about  
BioFresh:  
[biofresh.liebherr.com/en](http://biofresh.liebherr.com/en)

## LEDs - highlighting the interior

Premium range models with BioFresh feature high quality, laterally positioned LED light columns on one or both sides, depending to the model. The columns evenly illuminate the interior to great effect and the special satin finish of the light cover creates an elegant atmosphere. The lighting gradually brightens when the appliance is opened. The light columns are designed to allow adjustment of the glass shelves.



In Premium BioFresh models, LEDs are integrated into the dividing shelf so as to evenly illuminate the open BioFresh drawers from above.



Freezer compartment illumination in Premium range fridge-freezers: An LED lighting strip is positioned directly above the freezer drawers to illuminate them when they are opened and to provide a better view of the stored food.



# Ultra-convenient interior

The special interior design makes the walls of all Liebherr appliances particularly easy to clean. The support columns on either side allow the safety glass shelves to be easily repositioned, enabling the personal use of the fridge compartment. In selected Premium BioFresh models, the VarioSafe provides the ideal place to store smaller food items as well as packets, tubes and glass containers.



The two removable VarioBoxes make it easier to sort and store small food items so that they can be clearly seen.



One half of the split glass shelf can be placed underneath the other to provide greater flexibility for food storage and accommodate taller containers.



The premium-quality Glassline features on the door interior have a satin-finished safety glass base and an adjustable bottle holder. The door shelves can be inserted at various heights for personal preference.

# Food and Wine Centre

Thanks to heated panels many Liebherr built-in appliances can be positioned next to or on top of one another. This enables you to create your very own mix and match food and wine storage centre made up of from fridge-freezers, fridges, freezers and wine cabinets. All appliances labelled 'side-by-side' act as a starting point for possible combinations for optimising your personal storage requirements and perfect integration into your kitchen.

This allows you to enjoy all the benefits of Liebherr appliances in one place: BioFresh for food that lasts even longer, wines at the perfect drinking and storage temperatures, a large fridge compartment and the frost-free convenience of a NoFrost freezer.

**Side  
by  
Side**

Individually mix and match food and wine storage centre: fridge (IKP 1660), NoFrost freezer (IGN 1664), multi-temperature wine cabinet (EWTdf 1653) and full BioFresh fridge (SIBP 1650).

For more information about the Side-by-Side concept see pages 24-25.

# Creating an individually designed Food and Wine Centre

**Side by Side**

Liebherr appliances designed for incorporation into our Side-by-Side food centres feature an integrated heating system in their ceiling and/or side walls. This heating prevents condensation forming between appliances running at 0 °C and colder – especially if there is a large temperature differential, as with a fridge and freezer.

Different Liebherr appliances can be combined in the food and wine storage (horizontally and vertically) without problems, with both the appliances and kitchen furniture being fully protected against condensation.



**Freezers with heated ceiling**

This allows freezers (niche height: 72 cm and 88 cm) to be vertically combined with a refrigerator or wine cabinet of any niche height.



Example combination:  
Fridges IKBP 2760 +  
Freezer IGN 1064




**Heated side walls on both sides**

This allows SIGN freezers (niche height: 140 cm and 178 cm) and the SICN 3586 fridge-freezer to be positioned on either side of appliances of any niche height.



Example combination:  
BioFresh Fridges IKBP 3560 +  
Freezer SIGN 3576 +  
Wine cabinet EWTdf 3553

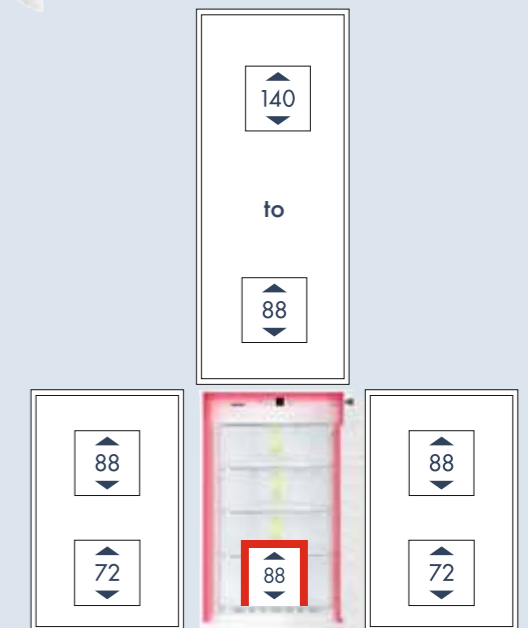


**Heated ceiling and side walls**

These allow the full-space BioFresh SIBP 1650 refrigerator to be combined vertically with appliances of any niche height. Combinations up to a niche height of 178 cm are possible on both sides.



Example combination:  
Fridges IKP 1660 +  
Wine cabinet EWTdf 1653 +  
Freezer IGN 1664 +  
Full-space BioFresh Fridges SIBP 1650



# Integrated Side-by-Side Food Storage Centres



# Detailed quality



**LED light columns** are integrated on one or both sides of the fridge compartment to uniformly illuminate the interior. The light gradually gets brighter when the door is opened. The satin finish on the light unit creates elegant lighting. The LED light columns also enable you to position the glass shelves at your convenience.



Made from safety glass, the stylish **GlassLine** fittings add the finishing touches to the high quality interior design. These satin-finished glass shelves, with premium quality stainless steel edging, are scratch-resistant and easy to clean. The split glass shelf offers outstanding flexibility.



Bio Fresh

**BioFresh** guarantees the perfect temperature for much longer freshness. At a temperature of just over 0 °C and with the ideal humidity, fresh food can keep its appetising appearance and retain healthy vitamins and minerals for considerably longer than in a normal fridge compartment. While the DrySafe is particularly suitable for storing meat, fish and dairy products, the high humidity in the Fruit & Vegetable safe can prevent fruit and vegetables from drying out and helps preserve stored goods for an even longer period. By adjusting to low humidity, the Fruit & Vegetable safe can also be used as an additional DrySafe.

For more about BioFresh, please visit: [biofresh.liebherr.com/en/](http://biofresh.liebherr.com/en/)



Soft Telescopic

The BioFresh safes with **SoftTelescopic** provides a convenient, self-retracting system with soft closing, making their daily use both practical and secure. The drawers can be fully extended and completely removed, if required, from a door opening angle of 90°.



Certain Premium models with BioFresh feature the new **VarioSafe** drawer, which enables organisation whilst providing a clear view. It is the perfect place to keep smaller items. The drawer can be positioned at various levels elevations on the lighting columns.



No Frost

The **NoFrost** system from Liebherr provides rapid, fan-assisted, frost-free freezing for the safe, longterm storage of food. The NoFrost technology creates a much larger storage capacity and keeps the freezer constantly frost-free.



Find out more about NoFrost: [nofrost.liebherr.com/en/](http://nofrost.liebherr.com/en/)

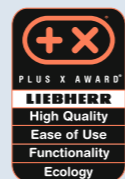


Ice Maker

The plumbed-in automatic **IceMaker** keeps you topped up with high-quality ice cubes for every occasion. Whether you need ice for a refreshing drink or a party with friends, with two drawers, the IceMaker holds all the ice cubes you'll need. Furthermore, it automatically keeps your supplies topped up and you can switch it off at any time.

The features shown are model specific; the description applies to the relevant model. Further details of the features found in the side-by-side fridge-freezers are also explained in the fridge-freezers, fridge and freezer sections.

## Integrated Side-by-Side Food Storage Centres



**SBS 7014**  
Premium

Side  
by  
Side

178

178



**SBS 7012**  
Comfort

Side  
by  
Side

178

178

**SIGN 3576**  
Premium

No  
Frost

A<sup>++</sup>

LED

Ice  
Maker

Soft  
System

Telescopic  
Rails

Door-on-door / built-in appliance for integrated use

Energy efficiency class: <A<sup>++</sup>>

Energy consumption per year / 24 h: 241 / 0.660 kWh

Total net capacity: 209 l (Freezer compartment: 209 l)

Sound power level: 37 db(A)

Climate rating: SN-T (from +10 °C to +43 °C)

Aperture dimensions in cm (h/w/d): 177.2-178.8 / 56-57 / at least 55.0

### Controls

- MagicEye behind-the-door, Touch electronic
- Digital temperature display
- Automated SuperFrost system, quantity-controlled
- Warning signal in case of malfunction: visual and audible
- Audible door alarm

### Freezer compartment \* \* \* \* \*

- 9 drawers, of which 5 on telescopic rails, VarioSpace
- IceMaker for plumbed-in connection 3/4"
- Ice cube production in 24 h: 0.8 kg
- Ice cube storage: 1.5 kg
- LED lighting
- Storage time in the event of power cut: 14 h
- Freezing capacity in 24 h: 18 kg
- 2 cold storage accumulators
- Safety glass fittings

### Key features

- Height-adjustable feet at front
- Left hand hinge, reversible

**IKBP 3560**  
Premium

Bio  
Fresh

A<sup>+++</sup>

Soft  
System

Soft  
Telescopic

Door-on-door / built-in appliance for integrated use

Energy efficiency class: <A<sup>+++</sup>>

Energy consumption per year / 24 h: 89 / 0.242 kWh

Total net capacity: 301 l (Fridge: 301 l / including BioFresh compartment: 90 l)

Sound power level: 34 db(A)

Climate rating: SN-T (from +10 °C to +43 °C)

Aperture dimensions in cm (h/w/d): 177.2-178.8 / 56-57 / at least 55.0

### Controls

- MagicEye behind-the-door, Touch electronic
- Digital temperature display for refrigerator compartment
- SuperCool function
- Audible door alarm

### Fridge and BioFresh compartment

- PowerCooling
- Premium GlassLine shelving with bottle carrier, removable VarioBoxes, adjustable egg tray, butter dish
- 6 GlassLine shelves, of which 1 are height-adjustable
- VarioSafe
- Variable bottle shelf
- LED light column, both sides
- LED BioFresh lighting
- 3 BioFresh-Safes with SoftTelescopic, of which 2 variably adjustable from Fruit & Vegetable-Safe to DrySafe, 1 FlexSystem

### Key features

- Height-adjustable feet at front
- Right hand hinge, reversible

**SIGN 3524**  
Comfort

No  
Frost

A<sup>++</sup>

Door-on-door / built-in appliance for integrated use

Energy efficiency class: <A<sup>++</sup>>

Energy consumption per year / 24 h: 244 / 0.668 kWh

Total net capacity: 213 l (Freezer compartment: 213 l)

Sound power level: 39 db(A)

Climate rating: SN-T (from +10 °C to +43 °C)

Aperture dimensions in cm (h/w/d): 177.2-178.8 / 56-57 / at least 55.0

### Controls

- MagicEye behind-the-door, Button electronic
- Digital temperature display
- Automated SuperFrost system, time-controlled
- Warning signal in case of malfunction: visual and audible
- Audible door alarm

### Freezer compartment \* \* \* \* \*

- 8 drawers, VarioSpace
- Ice cube tray with lid
- Storage time in the event of power cut: 14 h
- Freezing capacity in 24 h: 18 kg
- Safety glass fittings

### Key features

- Height-adjustable feet at front
- Left hand hinge, reversible

**IK 3520**  
Comfort

Bio  
Cool

A<sup>++</sup>

Door-on-door / built-in appliance for integrated use

Energy efficiency class: <A<sup>++</sup>>

Energy consumption per year / 24 h: 117 / 0.319 kWh

Total net capacity: 325 l (Fridge: 325 l)

Sound power level: 34 db(A)

Climate rating: SN-T (from +10 °C to +43 °C)

Aperture dimensions in cm (h/w/d): 177.2-178.8 / 56-57 / at least 55.0

### Controls

- MagicEye behind-the-door, Button electronic
- Digital temperature display
- SuperCool function

### Fridge and BioCool compartment

- PowerCooling
- Comfort GlassLine shelving with bottle carrier, adjustable egg tray
- 7 GlassLine shelves, of which 1 are height-adjustable
- Bottle shelf
- LED lighting
- 2 BioCool-Boxes on telescopic rails

### Key features

- Height-adjustable feet at front
- Right hand hinge, reversible

You can find the full range of efficiency classes on page 3. According to (EU) 2017/1369 6a.

## Integrated Side-by-Side Food Storage Centres



**SBS 6613**  
Premium

Side  
by  
Side

178

178



**SBS 6612**  
Premium

Side  
by  
Side

178

178

**SICN 3386**  
Premium

Bio  
Cool

No  
Frost

A<sup>++</sup>

Duo  
Cooling

Soft  
System

Door-on-door / built-in appliance for integrated use

Energy efficiency class: <A<sup>++</sup>>

Energy consumption per year / 24 h: 230 / 0.628 kWh

Total net capacity: 255 l (Fridge: 193 l / Freezer compartment: 62 l)

Sound power level: 38 db(A)

Climate rating: SN-T (from +10 °C to +43 °C)

Aperture dimensions in cm (h/w/d): 177.2-178.8 / 56-57 / at least 55.0

### Controls

- MagicEye behind-the-door, Touch electronic
- Digital temperature display for refrigerator and freezer compartment
- SuperCool function
- Automated SuperFrost system, quantity-controlled
- Warning signal in case of malfunction: visual and audible
- Audible door alarm

### Fridge and BioCool compartment

- PowerCooling
- Premium GlassLine shelving with bottle carrier, removable VarioBoxes, adjustable egg tray, butter dish
- 5 GlassLine shelves, of which 1 are height-adjustable
- VarioSafe
- LED light column, left-sided
- 1 BioCool-Box on telescopic rails with LED lighting

### Freezer compartment ★★★★★

- 3 drawers, of which 2 on roller tracks, VarioSpace
- Ice cube tray with lid
- LED lighting
- Storage time in the event of power cut: 14 h
- Freezing capacity in 24 h: 10 kg
- 2 cold storage accumulators
- Safety glass fittings

### Key features

- Height-adjustable feet at front
- Left hand hinge, reversible

**ICBN 3386**  
Premium

Bio  
Fresh

No  
Frost

A<sup>++</sup>

Duo  
Cooling

Ice  
Maker

Soft  
System

Soft  
Telescopic

Door-on-door / built-in appliance for integrated use

Energy efficiency class: <A<sup>++</sup>>

Energy consumption per year / 24 h: 232 / 0.633 kWh

Total net capacity: 233 l (Fridge: 176 l / including BioFresh compartment: 67 l / Freezer compartment: 57 l)

Sound power level: 38 db(A)

Climate rating: SN-ST (from +10 °C to +38 °C)

Aperture dimensions in cm (h/w/d): 177.2-178.8 / 56-57 / at least 55.0

### Controls

- MagicEye behind-the-door, Touch electronic
- Digital temperature display for refrigerator and freezer compartment
- SuperCool function
- Automated SuperFrost system, quantity-controlled
- Warning signal in case of malfunction: visual and audible
- Audible door alarm

### Fridge and BioFresh compartment

- PowerCooling
- Premium GlassLine shelving with bottle carrier, removable VarioBoxes, adjustable egg tray, butter dish
- 3 GlassLine shelves, of which 1 are height-adjustable
- Variable bottle shelf
- LED light column, both sides
- LED BioFresh lighting
- 2 BioFresh-Safes with SoftTelescopic, of which 1 variably adjustable from Fruit & Vegetable-Safe to DrySafe, 1 FlexSystem

### Freezer compartment ★★★★★

- 4 drawers, of which 1 on roller tracks, VarioSpace
- IceMaker for plumbed-in connection 3/4"
- Ice cube production in 24 h: 0.8 kg
- Ice cube storage: 1.0 kg
- LED lighting
- Storage time in the event of power cut: 14 h
- Freezing capacity in 24 h: 10 kg
- 2 cold storage accumulators
- Safety glass fittings

### Key features

- Height-adjustable feet at front
- Right hand hinge, reversible

**SICN 3386**  
Premium

Bio  
Cool

No  
Frost

A<sup>++</sup>

Duo  
Cooling

Soft  
System

Door-on-door / built-in appliance for integrated use

Energy efficiency class: <A<sup>++</sup>>

Energy consumption per year / 24 h: 230 / 0.628 kWh

Total net capacity: 255 l (Fridge: 193 l / Freezer compartment: 62 l)

Sound power level: 38 db(A)

Climate rating: SN-T (from +10 °C to +43 °C)

Aperture dimensions in cm (h/w/d): 177.2-178.8 / 56-57 / at least 55.0

### Controls

- MagicEye behind-the-door, Touch electronic
- Digital temperature display for refrigerator and freezer compartment
- SuperCool function
- Automated SuperFrost system, quantity-controlled
- Warning signal in case of malfunction: visual and audible
- Audible door alarm

### Fridge and BioCool compartment

- PowerCooling
- Premium GlassLine shelving with bottle carrier, removable VarioBoxes, adjustable egg tray, butter dish
- 5 GlassLine shelves, of which 1 are height-adjustable
- VarioSafe
- LED light column, left-sided
- 1 BioCool-Box on telescopic rails with LED lighting

### Freezer compartment ★★★★★

- 3 drawers, of which 2 on roller tracks, VarioSpace
- Ice cube tray with lid
- LED lighting
- Storage time in the event of power cut: 14 h
- Freezing capacity in 24 h: 10 kg
- 2 cold storage accumulators
- Safety glass fittings

### Key features

- Height-adjustable feet at front
- Left hand hinge, reversible

**ICN 3386**  
Premium

Bio  
Cool

No  
Frost

A<sup>++</sup>

Duo  
Cooling

Ice  
Maker

Soft  
System

Door-on-door / built-in appliance for integrated use

Energy efficiency class: <A<sup>++</sup>>

Energy consumption per year / 24 h: 225 / 0.615 kWh

Total net capacity: 248 l (Fridge: 191 l / Freezer compartment: 57 l)

Sound power level: 38 db(A)

Climate rating: SN-T (from +10 °C to +43 °C)

Aperture dimensions in cm (h/w/d): 177.2-178.8 / 56-57 / at least 55.0

### Controls

- MagicEye behind-the-door, Touch electronic
- Digital temperature display for refrigerator and freezer compartment
- SuperCool function
- Automated SuperFrost system, quantity-controlled
- Warning signal in case of malfunction: visual and audible
- Audible door alarm

### Fridge and BioCool compartment

- PowerCooling
- Premium GlassLine shelving with bottle carrier, removable VarioBoxes, adjustable egg tray, butter dish
- 5 GlassLine shelves, of which 1 are height-adjustable
- VarioSafe
- LED light column, left-sided
- 1 BioCool-Box on telescopic rails with LED lighting

### Freezer compartment ★★★★★

- 4 drawers, of which 1 on roller tracks, VarioSpace
- IceMaker with water tank
- Ice cube production in 24 h: 0.8 kg
- Ice cube storage: 1.0 kg
- LED lighting
- Storage time in the event of power cut: 14 h
- Freezing capacity in 24 h: 10 kg
- 2 cold storage accumulators
- Safety glass fittings

### Key features

- Height-adjustable feet at front
- Right hand hinge, reversible

You can find the full range of efficiency classes on page 3. According to (EU) 2017/1369 6a.

# Fridge-freezers



# An overview of our fridge-freezers

With a wide range of built-in appliances to choose from, Liebherr can offer the ideal solution whatever your needs and requirements. If you're looking for a new fridge-freezer, you can choose between innovations such as BioFresh and BioCool or NoFrost and SmartFrost. Once you have narrowed down all the basic features you want, you can then choose an appliance that fits your aperture niche size and with the configuration that you desire.

## Bio Fresh

When stored under BioFresh conditions, at just above 0 °C and at the ideal humidity level, fruit, vegetables, meat, fish and dairy products retain their nutrients, delicate flavour, and appetising appearance for much longer than they do under normal fridge conditions.

## Bio Cool


The BioCool-Box allows regulation of the humidity level within the fridge compartment so that food keeps fresh for longer. It is convenient to use and it ensures that stored food is clearly visible.

## No Frost

The NoFrost system from Liebherr provides rapid, fan-assisted, frost-free freezing for the safe, long-term storage of food. The NoFrost technology creates a much larger storage capacity and keeps the freezer constantly frost-free to make defrosting a thing of the past.

## Smart Frost

SmartFrost offers great convenience: the freezer compartment seldom requires defrosting, and the interior and frozen food frost over far less. In addition, the smooth interior walls are easy to clean.



# Detailed quality



Made from safety glass, the stylish **GlassLine** fittings add the finishing touches to the high-quality interior design. These satin-finished glass shelves, with premium quality stainless steel edging, are scratch-resistant and easy to clean. The sectioned, slide-under glass shelf offers outstanding flexibility of use.



The elegant **Premium-electronics** system ensures that the selected temperature is precisely maintained. All functions can be easily and conveniently managed by gently tapping the touchscreen interface. The temperature is numerically displayed and can be read from the MagicEye's LC display.



Side by Side

The **side-by-side concept** makes it possible to position fridges, freezers and wine cabinets to suit your needs. Special technology for controlling the environment between appliances with major temperature differences enables numerous combinations. More information see page 24 - 25.



Bio Fresh

**BioFresh** provides the perfect climate for long-lasting food storage. At a temperature of just over 0 °C and with the ideal humidity, fruit and vegetables, meat, fish and dairy products can retain their healthy vitamins, delicious taste and appetising appearance for considerably longer than in a conventional fridge compartment.



For more about BioFresh, please visit: [biofresh.liebherr.com/en/](http://biofresh.liebherr.com/en/)



The high-performance **PowerCooling** system ensures that freshly stored produce is rapidly chilled and that an even temperature is maintained throughout the interior. A door contact switch turns the fan off when the door is opened, to help save valuable energy.



Duo Cooling

With two independently controlled cooling circuits, **DuoCooling** controls the temperature in fridge-freezers with precision. There is no air exchange between the fridge and freezer compartments, odour transfer is prevented and stored food does not dry out. Also, the refrigeration compartment can be switched off while the freezer compartment continues operating. This can be useful, for example, when going on holiday.

The features shown are model specific; the description applies to the relevant model.

# Detailed quality



Maintenance free, compact and energy efficient: long-lasting **LEDs** provide perfect illumination for the interior. And, on account of their low heat emission, fresh food is always optimally stored.



The useful **VarioSafe** makes it easy to view and organise a variety of items. It is the ideal place to store smaller packets, tubes and jars. The VarioSafe can also be inserted at a different height to accommodate different containers.



The **versatile bottle shelf**, which sits above the BioFresh section, is an innovative feature. It can be used in two ways: to store bottles or the integrated glass panel beneath it can be inserted and the shelf used for general storage.



**No Frost**

The **NoFrost** system from Liebherr provides rapid, fan-assisted, frost-free freezing for the safe, longterm storage of food. The NoFrost technology creates a much larger storage capacity and keeps the freezer constantly frost-free.



For more about NoFrost, please visit: [nofrost.liebherr.com/en/](http://nofrost.liebherr.com/en/)



**Bio Cool**

The **BioCool-Box** allows regulation of the humidity level within the fridge compartment so that food keeps fresh for longer. It is convenient to use and it ensures that stored food is clearly visible.



The intuitive **Comfort-electronics** system enables the temperature to be precisely maintained at the selected level. Settings are conveniently made using the buttons. The fridge compartment temperature is displayed and can be read from the MagicEye's LCD display.

The features shown are model specific; the description applies to the relevant model.

# Detailed quality



Liebherr's practical **FlexSystem** for BioFresh drawers and BioCool boxes provides flexible, organised and clear food storage. For example, fruit and vegetables can be kept clearly separated or foods can be stored according to their use-by date. All components of the sturdy FlexSystem are easy to clean and dishwasher safe.



**Soft System**

The stylish white **SoftSystem** mechanism, integrated in the door, conveniently cushions door movement to ensure extremely soft closure even when the door shelves are fully loaded. The door closes automatically from an opening angle of about 30°.



**Ice Maker**



The **plumbed-in IceMaker** provides high-quality ice cubes. The two drawers hold all the ice you need for any occasion. The IceMaker, which you can switch off at any time, automatically keeps your supplies topped up. If the quality of the mains water is poor or there is no plumbed-in connection, the ICN 3386 offers the **IceMaker with a water tank** supply. With a 1.2 l capacity and a practical handle, this can be easily removed and filled.



The extendible design of the **versatile egg shelf** makes it suitable for securely storing up to 20 chicken eggs or 28 quail eggs. To extend their shelf life, we recommend storing the eggs pointy-end down or placing the egg shelf in the **FlexSystem** of a BioFresh drawer (low humidity).



The large **ice cube tray** is easy to fill with water thanks to its convenient fill opening. The lid seals on tightly so that the tray can be safely moved and placed in the appliance without spills.



**Soft Telescopic**

BioFresh drawers on smooth-running, full-extension rails are equipped with **SoftTelescopic**. The self-retracting function with a soft closing mechanism makes them practical, reliable and convenient for daily use. The drawers can even be fully pulled out and removed when the door is open at a 90° angle.

The features shown are model specific; the description applies to the relevant model.



ECBN 6256

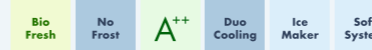
## Fridge-freezers



ECBN 6156 variant -001 right hand hinge, fixed  
ECBN 6156 variant -617 left hand hinge, fixed



### ECBN 6256 PremiumPlus



Door-on-door / built-in appliance for integrated use

Energy efficiency class: <A++>

Energy consumption per year / 24 h: 322 / 0.881 kWh

Total net capacity: 471 l (Fridge: 357 l / including BioFresh compartment: 68 l / Freezer compartment: 114 l)

Sound power level: 42 db(A)

Climate rating: SN-T (from +10 °C to +43 °C)

Aperture dimensions in cm (h/w/d): 203.2-207.2 / 91.5 / at least 62.5

Special dimension depth see installation diagram

#### Controls

- MagicEye behind-the-door, Touch electronic
- Digital temperature display for refrigerator and freezer compartment
- SuperCool function
- Automated SuperFrost system, quantity-controlled
- Warning signal in case of malfunction: visual and audible
- Audible door alarm

#### Fridge and BioFresh compartment

- PowerCooling
- Premium GlassLine shelving with bottle carrier, egg tray
- 3 GlassLine shelves
- Variable bottle shelves
- LED lighting column on both sides and LED ceiling light
- LED BioFresh lighting
- 2 BioFresh-Safes on telescopic rails, both variably adjustable from HydroSafe to DrySafe

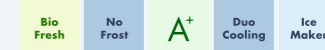
#### Freezer compartment ★★★★★

- 2 Self-closing drawers on telescopic rails
- IceMaker for plumbed-in connection 3/4"
- Ice cube production in 24 h: 1.3 kg
- Ice cube storage: 2.7 kg
- LED lighting
- Storage time in the event of power cut: 40 h
- Freezing capacity in 24 h: 11 kg
- Self-closing drawers on telescopic rails

#### Key features

- Height-adjustable feet at front and rear
- Door stop left fix / right fix
- Replaceable door seal

### ECBN 6156 PremiumPlus



Door-on-door / built-in appliance for integrated use

Energy efficiency class: <A+>

Energy consumption per year / 24 h: 410 / 1.121 kWh

Total net capacity: 471 l (Fridge: 357 l / including BioFresh compartment: 68 l / Freezer compartment: 114 l)

Sound power level: 42 db(A)

Climate rating: SN-T (from +10 °C to +43 °C)

Aperture dimensions in cm (h/w/d): 203.2-207.2 / 91.5 / at least 62.5

Special dimension depth see installation diagram

#### Controls

- MagicEye behind-the-door, Touch electronic
- Digital temperature display for refrigerator and freezer compartment
- SuperCool function
- Automated SuperFrost system, quantity-controlled
- Warning signal in case of malfunction: visual and audible
- Audible door alarm

#### Fridge and BioFresh compartment

- PowerCooling
- Premium GlassLine shelving with bottle carrier, egg tray
- 3 GlassLine shelves
- Variable bottle shelves
- LED lighting column on both sides and LED ceiling light
- LED BioFresh lighting
- 2 BioFresh-Safes on telescopic rails, both variably adjustable from HydroSafe to DrySafe

#### Freezer compartment ★★★★★

- 2 Self-closing drawers on telescopic rails
- IceMaker for plumbed-in connection 3/4"
- Ice cube production in 24 h: 1.3 kg
- Ice cube storage: 2.7 kg
- LED lighting
- Storage time in the event of power cut: 40 h
- Freezing capacity in 24 h: 11 kg
- Self-closing drawers on telescopic rails

#### Key features

- Height-adjustable feet at front and rear
- Replaceable door seal
- Choose from left (617) or right (001) hand hinge, fixed



The **LED light columns** integrated on both sides ensure even illumination of the refrigeration compartment. The special satin finish of the light cover creates an elegant, high-quality lighting mood. The gentle increase in brightness when you open the appliance is particularly pleasant.



The **versatile bottle shelf** is an innovative feature in all BioFresh Premium models. It can be positioned above or below the glass shelf to suite individual requirements.

You can find the full range of efficiency classes on page 3. According to (EU) 2017/1369 6a. ECBN detailed design documents can be downloaded from [home.liebherr.com](http://home.liebherr.com)



ECBN 5066



Ice Maker

No Frost

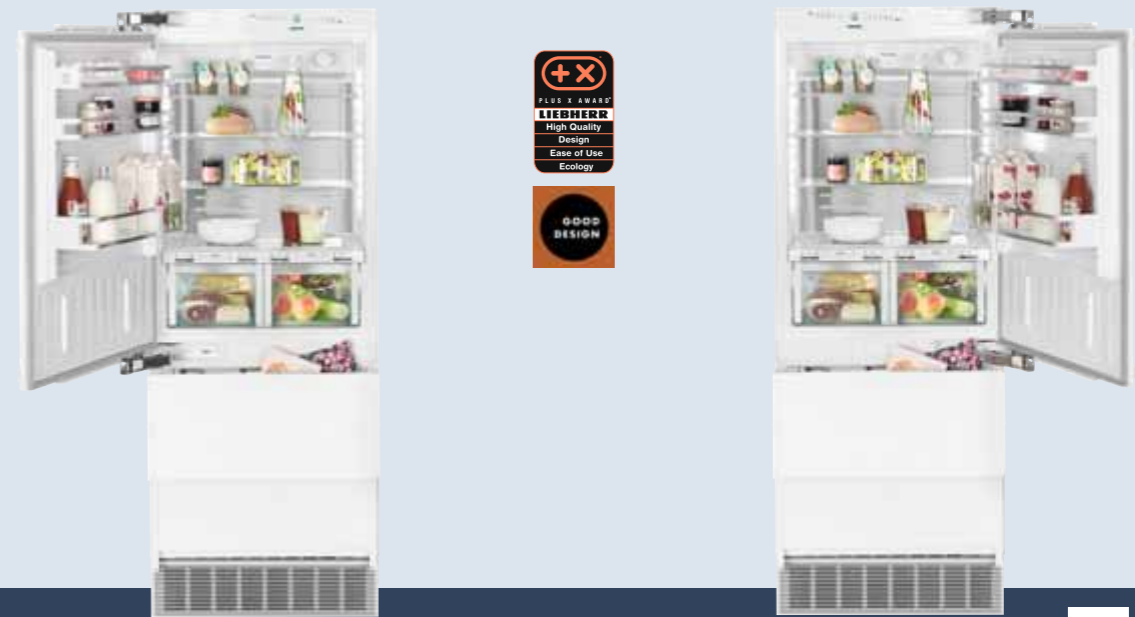
The **IceMaker** with fixed water connection provides you with a constant supply of ice cubes for every occasion. An integrated **water filter** ensures optimum water quality at all times. The electronic display indicates when the water filter needs replacing. The **NoFrost** technology keeps the freezer constantly frostfree.



Telescopic Rails

The **drawers on telescopic runners** are high-quality, smooth-running and convenient to use, even when heavily filled. They ensure an ideal overview and plenty of space for storage.

## Fridge-freezers



ECBN 5066 variant -001 right hand hinge, fixed  
ECBN 5066 variant -617 left hand hinge, fixed



### ECBN 5066 PremiumPlus

Bio Fresh No Frost A++ Duo Cooling Ice Maker

Door-on-door / built-in appliance for integrated use

Energy efficiency class: <A++>

Energy consumption per year / 24 h: 287 / 0.785 kWh

Total net capacity: 379 l (Fridge: 276 l / including BioFresh compartment: 57 l / Freezer compartment: 103 l)

Sound power level: 42 db(A)

Climate rating: SN-T (from +10 °C to +43 °C)

Aperture dimensions in cm (h/w/d): 203.2-207.2 / 76.2 / at least 61.0

Special dimension depth see installation diagram

#### Controls

- MagicEye behind-the-door, Touch electronic
- Digital temperature display for refrigerator and freezer compartment
- SuperCool function
- Automated SuperFrost system, quantity-controlled
- Warning signal in case of malfunction: visual and audible
- Audible door alarm

#### Fridge and BioFresh compartment

- PowerCooling
- Premium GlassLine shelving with bottle carrier, egg tray
- 3 GlassLine shelves, of which 1 are height-adjustable
- Variable bottle shelf
- LED light column, both sides
- LED BioFresh lighting
- 2 BioFresh-Safes on telescopic rails, both variably adjustable from HydroSafe to DrySafe

#### Freezer compartment \*\*\*\*

- 2 self-closing drawers on telescopic rails
- IceMaker for plumbed-in connection 3/4"
- Ice cube production in 24 h: 1.0 kg
- Ice cube storage: 2.7 kg
- LED lighting
- Storage time in the event of power cut: 30 h
- Freezing capacity in 24 h: 12 kg
- Self-closing drawers on telescopic rails

#### Key features

- Height-adjustable feet at front and rear
- Replaceable door seal
- Choose from left (617) or right (001) hand hinge, fixed

## Fridge-freezers



178



178



178



178

**ICBN 3386**  
Premium

Bio Fresh No Frost A++ Duo Cooling Ice Maker Soft System Soft Telescopic

Door-on-door / built-in appliance for integrated use  
Energy efficiency class: <A++>  
Energy consumption per year / 24 h: 232 / 0.633 kWh  
Total net capacity: 233 l (Fridge: 176 l / including BioFresh compartment: 67 l / Freezer compartment: 57 l)  
Sound power level: 38 db(A)  
Climate rating: SN-ST (from +10 °C to +38 °C)  
Aperture dimensions in cm (h/w/d): 177.2-178.8 / 56-57 / at least 55.0

### Controls

- MagicEye behind-the-door, Touch electronic
- Digital temperature display for refrigerator and freezer compartment
- SuperCool function
- Automated SuperFrost system, quantity-controlled
- Warning signal in case of malfunction: visual and audible
- Audible door alarm

### Fridge and BioFresh compartment

- PowerCooling
- Premium GlassLine shelving with bottle carrier, removable VarioBoxes, adjustable egg tray, butter dish
- 3 GlassLine shelves, of which 1 are height-adjustable
- Variable bottle shelf
- LED light column, both sides
- LED BioFresh lighting
- 2 BioFresh-Safes with SoftTelescopic, of which 1 variably adjustable from Fruit & Vegetable-Safe to DrySafe, 1 FlexSystem

### Freezer compartment \*\*\*\*

- 4 drawers, of which 1 on roller tracks, VarioSpace
- IceMaker for plumbed-in connection 3/4"
- Ice cube production in 24 h: 0.8 kg
- Ice cube storage: 1.0 kg
- LED lighting
- Storage time in the event of power cut: 14 h
- Freezing capacity in 24 h: 10 kg
- 2 cold storage accumulators
- Safety glass fittings

### Key features

- Height-adjustable feet at front
- Right hand hinge, reversible

**ICBN 3376**  
Premium

Bio Fresh No Frost A++ Duo Cooling Soft System Soft Telescopic

Door-on-door / built-in appliance for integrated use  
Energy efficiency class: <A++>  
Energy consumption per year / 24 h: 236 / 0.644 kWh  
Total net capacity: 238 l (Fridge: 176 l / including BioFresh compartment: 67 l / Freezer compartment: 62 l)  
Sound power level: 38 db(A)  
Climate rating: SN-ST (from +10 °C to +38 °C)  
Aperture dimensions in cm (h/w/d): 177.2-178.8 / 56-57 / at least 55.0

### Controls

- MagicEye behind-the-door, Touch electronic
- Digital temperature display for refrigerator and freezer compartment
- SuperCool function
- Automated SuperFrost system, quantity-controlled
- Warning signal in case of malfunction: visual and audible
- Audible door alarm

### Fridge and BioFresh compartment

- PowerCooling
- Premium GlassLine shelving with bottle carrier, removable VarioBoxes, adjustable egg tray, butter dish
- 3 GlassLine shelves, of which 1 are height-adjustable
- Variable bottle shelf
- LED light column, both sides
- LED BioFresh lighting
- 2 BioFresh-Safes with SoftTelescopic, of which 1 variably adjustable from Fruit & Vegetable-Safe to DrySafe, 1 FlexSystem

### Freezer compartment \*\*\*\*

- 3 drawers, of which 2 on roller tracks, VarioSpace
- Ice cube tray with lid
- LED lighting
- Storage time in the event of power cut: 15 h
- Freezing capacity in 24 h: 10 kg
- 2 cold storage accumulators
- Safety glass fittings

### Key features

- Height-adjustable feet at front
- Right hand hinge, reversible

**ICBN 3324**  
Comfort

Bio Fresh No Frost A++ Duo Cooling

Door-on-door / built-in appliance for integrated use  
Energy efficiency class: <A++>  
Energy consumption per year / 24 h: 235 / 0.643 kWh  
Total net capacity: 237 l (Fridge: 175 l / including BioFresh compartment: 67 l / Freezer compartment: 62 l)  
Sound power level: 38 db(A)  
Climate rating: SN-ST (from +10 °C to +38 °C)  
Aperture dimensions in cm (h/w/d): 177.2-178.8 / 56-57 / at least 55.0

### Controls

- MagicEye behind-the-door, Button electronic
- Digital temperature display for refrigerator and freezer compartment
- SuperCool function
- Automated SuperFrost system, time-controlled
- Warning signal in case of malfunction: visual and audible
- Audible door alarm

### Fridge and BioFresh compartment

- PowerCooling
- Comfort GlassLine shelving with bottle carrier, adjustable egg tray
- 3 GlassLine shelves, of which 1 are height-adjustable
- LED lighting
- 2 BioFresh-Safes on telescopic rails, of which 1 variably adjustable from Fruit & Vegetable-Safe to DrySafe

### Freezer compartment \*\*\*\*

- 3 drawers, VarioSpace
- Ice cube tray with lid
- Storage time in the event of power cut: 15 h
- Freezing capacity in 24 h: 10 kg
- Safety glass fittings

### Key features

- Height-adjustable feet at front
- Right hand hinge, reversible

**ICBP 3266**  
Premium

Bio Fresh Smart Frost A+++ Duo Cooling Soft System Soft Telescopic

Door-on-door / built-in appliance for integrated use  
Energy efficiency class: <A+++>  
Energy consumption per year / 24 h: 162 / 0.442 kWh  
Total net capacity: 261 l (Fridge: 204 l / including BioFresh compartment: 67 l / Freezer compartment: 57 l)  
Sound power level: 34 db(A)  
Climate rating: SN-T (from +10 °C to +43 °C)  
Aperture dimensions in cm (h/w/d): 177.2-178.8 / 56-57 / at least 55.0

### Controls

- MagicEye behind-the-door, Touch electronic
- Digital temperature display for refrigerator and freezer compartment
- SuperCool function
- Automated SuperFrost system, quantity-controlled
- Warning signal in case of malfunction: visual and audible
- Audible door alarm

### Fridge and BioFresh compartment

- PowerCooling
- Premium GlassLine shelving with bottle carrier, removable VarioBoxes, adjustable egg tray, butter dish
- 4 GlassLine shelves, of which 1 are height-adjustable
- VarioSafe
- Variable bottle shelf
- LED light column, both sides
- LED BioFresh lighting
- 2 BioFresh-Safes with SoftTelescopic, of which 1 variably adjustable from Fruit & Vegetable-Safe to DrySafe, 1 FlexSystem

### Freezer compartment \*\*\*\*

- 2 drawers, of which 1 on roller tracks, VarioSpace
- Ice cube tray with lid
- LED lighting
- Storage time in the event of power cut: 27 h
- Freezing capacity in 24 h: 10 kg
- 2 cold storage accumulators
- Safety glass fittings

### Key features

- Height-adjustable feet at front
- Right hand hinge, reversible

You can find the full range of efficiency classes on page 3. According to (EU) 2017/1369 6a.

## Fridge-freezers



178



Side by Side  
178



178

**ICN 3386**  
Premium

Bio Cool No Frost A++ Duo Cooling Ice Maker Soft System

Door-on-door / built-in appliance for integrated use  
Energy efficiency class: <A++>  
Energy consumption per year / 24 h: 225 / 0.615 kWh  
Total net capacity: 248 l (Fridge: 191 l / Freezer compartment: 57 l)  
Sound power level: 38 db(A)  
Climate rating: SN-T (from +10 °C to +43 °C)  
Aperture dimensions in cm (h/w/d): 177.2-178.8 / 56-57 / at least 55.0

### Controls

- MagicEye behind-the-door, Touch electronic
- Digital temperature display for refrigerator and freezer compartment
- SuperCool function
- Automated SuperFrost system, quantity-controlled
- Warning signal in case of malfunction: visual and audible
- Audible door alarm

### Fridge and BioCool compartment

- PowerCooling
- Premium GlassLine shelving with bottle carrier, removable VarioBoxes, adjustable egg tray, butter dish
- 5 GlassLine shelves, of which 1 are height-adjustable
- VarioSafe
- LED light column, left-sided
- 1 BioCool-Box on telescopic rails with LED lighting

### Freezer compartment ❄️❄️❄️

- 4 drawers, of which 1 on roller tracks, VarioSpace
- IceMaker with water tank
- Ice cube production in 24 h: 0.8 kg
- Ice cube storage: 1.0 kg
- LED lighting
- Storage time in the event of power cut: 14 h
- Freezing capacity in 24 h: 10 kg
- 2 cold storage accumulators
- Safety glass fittings

### Key features

- Height-adjustable feet at front
- Right hand hinge, reversible

**SICN 3386**  
Premium

Bio Cool No Frost A++ Duo Cooling Soft System

Door-on-door / built-in appliance for integrated use  
Energy efficiency class: <A++>  
Energy consumption per year / 24 h: 230 / 0.628 kWh  
Total net capacity: 255 l (Fridge: 193 l / Freezer compartment: 62 l)  
Sound power level: 38 db(A)  
Climate rating: SN-T (from +10 °C to +43 °C)  
Aperture dimensions in cm (h/w/d): 177.2-178.8 / 56-57 / at least 55.0

### Controls

- MagicEye behind-the-door, Touch electronic
- Digital temperature display for refrigerator and freezer compartment
- SuperCool function
- Automated SuperFrost system, quantity-controlled
- Warning signal in case of malfunction: visual and audible
- Audible door alarm

### Fridge and BioCool compartment

- PowerCooling
- Premium GlassLine shelving with bottle carrier, removable VarioBoxes, adjustable egg tray, butter dish
- 5 GlassLine shelves, of which 1 are height-adjustable
- VarioSafe
- LED light column, left-sided
- 1 BioCool-Box on telescopic rails with LED lighting

### Freezer compartment ❄️❄️❄️

- 3 drawers, of which 2 on roller tracks, VarioSpace
- Ice cube tray with lid
- LED lighting
- Storage time in the event of power cut: 14 h
- Freezing capacity in 24 h: 10 kg
- 2 cold storage accumulators
- Safety glass fittings

### Key features

- Height-adjustable feet at front
- Left hand hinge, reversible

**ICNS 3324**  
Comfort

Bio Cool No Frost A++ Duo Cooling

Sliding door / built-in appliance for integrated use  
Energy efficiency class: <A++>  
Energy consumption per year / 24 h: 230 / 0.630 kWh  
Total net capacity: 256 l (Fridge: 194 l / Freezer compartment: 62 l)  
Sound power level: 38 db(A)  
Climate rating: SN-T (from +10 °C to +43 °C)  
Aperture dimensions in cm (h/w/d): 177.2-178.8 / 56-57 / at least 55.0

### Controls

- MagicEye behind-the-door, Button electronic
- Digital temperature display for refrigerator and freezer compartment
- Automated SuperFrost system, time-controlled
- Warning signal in case of malfunction: visual and audible
- Audible door alarm

### Fridge and BioCool compartment

- PowerCooling
- Comfort GlassLine shelving with bottle carrier, adjustable egg tray
- 5 GlassLine shelves, of which 1 are height-adjustable
- LED lighting
- 1 BioCool-Box on roller tracks

### Freezer compartment ❄️❄️❄️

- 3 drawers, VarioSpace
- Ice cube tray with lid
- Storage time in the event of power cut: 15 h
- Freezing capacity in 24 h: 10 kg
- Safety glass fittings

### Key features

- Height-adjustable feet at front
- Right hand hinge, reversible

You can find the full range of efficiency classes on page 3. According to (EU) 2017/1369 Ga.

## Fridge-freezers



This is not available in UK

178



178



178



178

### ICBS 3324

Comfort

Bio Fresh

Smart Frost

A<sup>++</sup>

Duo Cooling

Sliding door / built-in appliance for integrated use

Energy efficiency class: <A<sup>++</sup>>

Energy consumption per year / 24 h: 240 / 0.655 kWh

Total net capacity: 255 l (Fridge: 175 l / including BioFresh compartment: 67 l / Freezer compartment: 80 l)

Sound power level: 35 db(A)

Climate rating: SN-ST (from +10 °C to +38 °C)

Aperture dimensions in cm (h/w/d): 177.2-178.8 / 56-57 / at least 55.0

**This appliance is not available in United Kingdom**

#### Controls

- MagicEye behind-the-door, Button electronic
- Digital temperature display for refrigerator and freezer compartment
- SuperCool function
- Automated SuperFrost system, time-controlled
- Warning signal in case of malfunction: visual and audible

#### Fridge and BioFresh compartment

- PowerCooling
- Comfort GlassLine shelving with bottle carrier, adjustable egg tray
- 3 GlassLine shelves, of which 1 are height-adjustable
- LED lighting
- 2 BioFresh-Safes on telescopic rails, of which 1 variably adjustable from Fruit & Vegetable-Safe to DrySafe

#### Freezer compartment **\*\*\*\***

- 3 drawers, VarioSpace
- Ice cube tray with lid
- Storage time in the event of power cut: 22 h
- Freezing capacity in 24 h: 11 kg
- Safety glass fittings

#### Key features

- Height-adjustable feet at front
- Right hand hinge, reversible

### ICUN 3324

Comfort

Bio Cool

No Frost

A<sup>++</sup>

Door-on-door / built-in appliance for integrated use

Energy efficiency class: <A<sup>++</sup>>

Energy consumption per year / 24 h: 230 / 0.630 kWh

Total net capacity: 256 l (Fridge: 194 l / Freezer compartment: 62 l)

Sound power level: 37 db(A)

Climate rating: SN-T (from +10 °C to +43 °C)

Aperture dimensions in cm (h/w/d): 177.2-178.8 / 56-57 / at least 55.0

#### Controls

- MagicEye behind-the-door, Button electronic
- Digital temperature display for refrigerator compartment
- Automated SuperFrost system, time-controlled
- Warning signal in case of malfunction: visual and audible
- Audible door alarm

#### Fridge and BioCool compartment

- PowerCooling
- Comfort GlassLine shelving with bottle carrier, adjustable egg tray
- 5 GlassLine shelves, of which 1 are height-adjustable
- LED lighting
- 1 BioCool-Box on roller tracks

#### Freezer compartment **\*\*\*\***

- 3 drawers, VarioSpace
- Ice cube tray with lid
- Storage time in the event of power cut: 20 h
- Freezing capacity in 24 h: 4 kg
- Safety glass fittings

#### Key features

- Height-adjustable feet at front
- Right hand hinge, reversible

### ICUNS 3324

Comfort

Bio Cool

No Frost

A<sup>++</sup>

Sliding door / built-in appliance for integrated use

Energy efficiency class: <A<sup>++</sup>>

Energy consumption per year / 24 h: 230 / 0.630 kWh

Total net capacity: 256 l (Fridge: 194 l / Freezer compartment: 62 l)

Sound power level: 37 db(A)

Climate rating: SN-T (from +10 °C to +43 °C)

Aperture dimensions in cm (h/w/d): 177.2-178.8 / 56-57 / at least 55.0

#### Controls

- MagicEye behind-the-door, Button electronic
- Digital temperature display for refrigerator compartment
- Automated SuperFrost system, time-controlled
- Warning signal in case of malfunction: visual and audible
- Audible door alarm

#### Fridge and BioCool compartment

- PowerCooling
- Comfort GlassLine shelving with bottle carrier, adjustable egg tray
- 5 GlassLine shelves, of which 1 are height-adjustable
- LED lighting
- 1 BioCool-Box on roller tracks

#### Freezer compartment **\*\*\*\***

- 3 drawers, VarioSpace
- Ice cube tray with lid
- Storage time in the event of power cut: 15 h
- Freezing capacity in 24 h: 4 kg
- Safety glass fittings

#### Key features

- Height-adjustable feet at front
- Right hand hinge, reversible

### ICP 3324

Comfort

Bio Cool

Smart Frost

A<sup>+++</sup>

Duo Cooling

Door-on-door / built-in appliance for integrated use

Energy efficiency class: <A<sup>+++</sup>>

Energy consumption per year / 24 h: 156 / 0.427 kWh

Total net capacity: 274 l (Fridge: 194 l / Freezer compartment: 80 l)

Sound power level: 34 db(A)

Climate rating: SN-T (from +10 °C to +43 °C)

Aperture dimensions in cm (h/w/d): 177.2-178.8 / 56-57 / at least 55.0

#### Controls

- MagicEye behind-the-door, Button electronic
- Digital temperature display for refrigerator and freezer compartment
- Automated SuperFrost system, time-controlled
- Warning signal in case of malfunction: visual and audible

#### Fridge and BioCool compartment

- PowerCooling
- Comfort GlassLine shelving with bottle carrier, adjustable egg tray
- 5 GlassLine shelves, of which 1 are height-adjustable
- LED lighting
- 1 BioCool-Box on roller tracks

#### Freezer compartment **\*\*\*\***

- 3 drawers, VarioSpace
- Ice cube tray with lid
- Storage time in the event of power cut: 23 h
- Freezing capacity in 24 h: 14 kg
- Safety glass fittings

#### Key features

- Height-adjustable feet at front
- Right hand hinge, reversible

You can find the full range of efficiency classes on page 3. According to (EU) 2017/1369 6a.

## Fridge-freezers



178



178



178



158

### ICU 3324 Comfort



Door-on-door / built-in appliance for integrated use

Energy efficiency class: <A++>

Energy consumption per year / 24 h: 235 / 0.642 kWh

Total net capacity: 274 l (Fridge: 194 l / Freezer compartment: 80 l)

Sound power level: 35 db(A)

Climate rating: SN-T (from +10 °C to +43 °C)

Aperture dimensions in cm (h/w/d): 177.2-178.8 / 56-57 / at least 55.0

#### Controls

- MagicEye behind-the-door, Button electronic
- Digital temperature display for refrigerator compartment
- Automated SuperFrost system, time-controlled

#### Fridge and BioCool compartment

- PowerCooling
- Comfort GlassLine shelving with bottle carrier, adjustable egg tray
- 5 GlassLine shelves, of which 1 are height-adjustable
- LED lighting
- 1 BioCool-Box on roller tracks

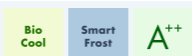
#### Freezer compartment **\*\*\*\***

- 3 drawers, VarioSpace
- Storage time in the event of power cut: 24 h
- Freezing capacity in 24 h: 6 kg
- Safety glass fittings

#### Key features

- Height-adjustable feet at front
- Right hand hinge, reversible

### ICU 3324 Comfort



Sliding door / built-in appliance for integrated use

Energy efficiency class: <A++>

Energy consumption per year / 24 h: 224 / 0.611 kWh

Total net capacity: 274 l (Fridge: 194 l / Freezer compartment: 80 l)

Sound power level: 35 db(A)

Climate rating: SN-ST (from +10 °C to +38 °C)

Aperture dimensions in cm (h/w/d): 177.2-178.8 / 56-57 / at least 55.0

#### Controls

- MagicEye behind-the-door, Button electronic
- Digital temperature display for refrigerator compartment
- Automated SuperFrost system, time-controlled

#### Fridge and BioCool compartment

- PowerCooling
- Comfort GlassLine shelving with bottle carrier, adjustable egg tray
- 4 GlassLine shelves
- LED lighting
- 1 BioCool-Box on roller tracks

#### Freezer compartment **\*\*\*\***

- 3 drawers, VarioSpace
- Storage time in the event of power cut: 22 h
- Freezing capacity in 24 h: 6 kg
- Safety glass fittings

#### Key features

- Height-adjustable feet at front
- Right hand hinge, reversible

### ICU 3224 Comfort



Sliding door / built-in appliance for integrated use

Energy efficiency class: <A++>

Energy consumption per year / 24 h: 217 / 0.593 kWh

Total net capacity: 281 l (Fridge: 224 l / Freezer compartment: 57 l)

Sound power level: 35 db(A)

Climate rating: SN-ST (from +10 °C to +38 °C)

Aperture dimensions in cm (h/w/d): 177.2-178.8 / 56-57 / at least 55.0

#### Controls

- MagicEye behind-the-door, Button electronic
- Digital temperature display for refrigerator compartment
- Automated SuperFrost system, time-controlled

#### Fridge and BioCool compartment

- PowerCooling
- Comfort GlassLine shelving with bottle carrier, adjustable egg tray
- 5 GlassLine shelves
- LED lighting
- 1 BioCool-Box on roller tracks

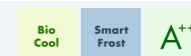
#### Freezer compartment **\*\*\*\***

- 2 drawers, VarioSpace
- Storage time in the event of power cut: 22 h
- Freezing capacity in 24 h: 6 kg
- Safety glass fittings

#### Key features

- Height-adjustable feet at front
- Right hand hinge, reversible

### ICU 2924 Comfort



Sliding door / built-in appliance for integrated use

Energy efficiency class: <A++>

Energy consumption per year / 24 h: 203 / 0.556 kWh

Total net capacity: 241 l (Fridge: 184 l / Freezer compartment: 57 l)

Sound power level: 34 db(A)

Climate rating: SN-ST (from +10 °C to +38 °C)

Aperture dimensions in cm (h/w/d): 157.4-159 / 56-57 / at least 55.0

#### Controls

- MagicEye behind-the-door, Button electronic
- Digital temperature display for refrigerator compartment
- Automated SuperFrost system, time-controlled

#### Fridge and BioCool compartment

- Comfort GlassLine shelving with bottle carrier, adjustable egg tray
- 4 GlassLine shelves, of which 1 are height-adjustable
- LED lighting
- 1 BioCool-Box on roller tracks

#### Freezer compartment **\*\*\*\***

- 2 drawers, VarioSpace
- Storage time in the event of power cut: 22 h
- Freezing capacity in 24 h: 6 kg
- Safety glass fittings

#### Key features

- Height-adjustable feet at front
- Right hand hinge, reversible

You can find the full range of efficiency classes on page 3. According to (EU) 2017/1369 6a.

# Fridges



## Side by Side

Liebherr fridges can be perfectly combined with other fridges, freezers and wine cabinets in various apertures to form a customised food storage centre. Our example shows a freezer (SIGN 3576) with a wine cabinet (EWTdf 3553 with stainless steel panel and handle accessory) and a BioFresh fridge (IKBP 3560).

For more information about the Side-by-Side concept see pages 24-25.

# An overview of our fridges

Liebherr fridges excel with their impressive freshness technology. The range on offer extends from models featuring a classic vegetable compartment, to BioCool models with an adjustable humidity compartment, all the way to BioFresh appliances, which deliver the longest-lasting freshness. Whatever you're looking for, you're sure to find just the right fridge to meet your needs and requirements within Liebherr's comprehensive range.

## Bio Fresh

When stored under BioFresh conditions, at just above 0°C and at the ideal humidity level, fruit, vegetables, meat, fish and dairy products retain their nutrients, delicate flavour, and appetising appearance for much longer than they do under normal fridge conditions.

## Bio Cool

The BioCool-Box allows regulation of the humidity level within the fridge compartment so that food keeps fresh for longer. It is convenient to use and it ensures that stored food is clearly visible.



Bio Fresh

from Page 66



Bio Cool

from Page 70

# Detailed quality



The elegant **Premium-electronics** system ensures that the selected temperature is precisely maintained. All functions can be easily and conveniently managed by gently tapping the touchscreen interface. The temperature is numerically displayed and can be read from the MagicEye's LCD display.



The high-performance **PowerCooling** system ensures that freshly stored produce is rapidly chilled and that an even temperature is maintained throughout the interior. A door contact switch turns the fan off when the door is opened to help save valuable energy.

The features shown are model specific; the description applies to the relevant model.

Bio Fresh



**BioFresh** provides the perfect climate for long-lasting food storage. When stored at just over 0 °C and at the ideal humidity level, fruit, vegetables, meat and fish all retain their nutritious vitamins for longer.



For more about BioFresh, please visit: [biofresh.liebherr.com/en/](http://biofresh.liebherr.com/en/)



Side by Side

The **side-by-side concept** makes it possible to position fridges, freezers and wine cabinets to suit your needs. Special technology for controlling the environment between appliances with major temperature differences enables numerous combinations. More information see page 24-25.



The useful **VarioSafe** makes it easy to view and organise a variety of items. It is the ideal place to store smaller packets, tubes and jars. The VarioSafe can also be inserted at a different height to accommodate different containers.

# Detailed quality



The practical **FlexSystem** for BioFresh drawers and BioCool boxes provides flexible, organised and clear food storage. For example, fruit and vegetables can be kept clearly separated or foods can be stored according to their use-by date. All components of the sturdy FlexSystem are easy to clean and dishwasher safe.



The two removable **VarioBoxes** make it easier to sort and store small food items so that they can be clearly seen. A drawer stop ensures that the VarioBoxes are secure and do not fall out when items are removed.



**Soft Telescopic**

BioFresh drawers on smooth-running, full-extension rails are equipped with **SoftTelescopic**. The self-retracting function with a soft closing mechanism makes them practical, reliable and convenient for daily use. The drawers can even be fully pulled out and removed when the door is open at a 90° angle.



**Soft System**

The stylish white **SoftSystem** mechanism is integrated into the door it conveniently cushions movement to ensure extremely soft closure even when the door shelves are fully stocked. The door closes automatically from an opening angle of about 30°.



Models in the Comfort range now feature **Comfort GlassLine**: high quality glass shelving for the door interior. Comfort GlassLine comprises a robust satin-finished safety glass shelf, railings and an elegant plastic surround. The can/bottle racks have an adjustable holder for secure storage.

The features shown are model specific; the description applies to the relevant model.

# Detailed quality



Maintenance free, compact and energy efficient: long-lasting **LEDs** provide perfect illumination for the interior. And, on account of their low heat emission, fresh food is always optimally stored.



Fresh food can be carefully frozen and kept in long-term storage in the **4-star freezer compartment**. For clearer visibility and easy access, the removable shelf can be used to conveniently divide the freezer compartment into two sections.



The intuitive **Comfort-electronics** system enables the temperature to be precisely maintained at the selected level. Settings are conveniently made using the buttons. The fridge compartment temperature is displayed and can be read from the MagicEye's LCD display.



Bio Cool

The **BioCool-Box** enables regulation of the humidity level in the refrigerator compartment to keep fruit and vegetables fresher for longer. It is mounted on smooth-running roller tracks for easy use and so that a clear view of the food is easily obtained. The humidity level is slider-controlled.



The **versatile bottle shelf**, which sits above the BioFresh section, is an innovative feature. It can be used in two ways: to store bottles or the integrated glass panel beneath it can be inserted and the shelf used for general storage.

The features shown are model specific; the description applies to the relevant model.

## BioFresh fridges



178



178



178



This is not available in UK

158




140



122

### IKBP 3564 Premium



Door-on-door / built-in appliance for integrated use  
 Energy efficiency class: <A+++>  
 Energy consumption per year / 24 h: 160 / 0.438 kWh  
 Total net capacity: 284 l (Fridge: 257 l / incl. BioFresh compartment: 90 l / Freezer compartment: 27 l)  
 Sound power level: 34 db(A)  
 Climate rating: SN-T (from +10 °C to +43 °C)  
 Aperture dimensions in cm (h/w/d): 177.2-178.8 / 56-57 / at least 55.0

**Controls**

- MagicEye behind-the-door, Touch electronic
- Digital temperature display for refrigerator compartment
- SuperCool function
- Audible door alarm

**Fridge and BioFresh compartment**

- PowerCooling
- Premium GlassLine shelving with bottle carrier, removable VarioBoxes, adjustable egg tray, butter dish
- 4 GlassLine shelves, of which 1 are height-adjustable
- VarioSafe
- Variable bottle shelf
- LED light column, both sides
- LED BioFresh lighting
- 3 BioFresh-Safes with SoftTelescopic, of which 2 variably adjustable from Fruit & Vegetable-Safe to DrySafe, 1 FlexSystem

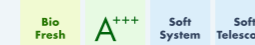
**Freezer compartment** **\*\*\*\***

- Ice cube tray with lid
- Storage time in the event of power cut: 17 h
- Freezing capacity in 24 h: 2 kg

**Key features**

- Height-adjustable feet at front
- Right hand hinge, reversible

### IKBP 3560 Premium



Door-on-door / built-in appliance for integrated use  
 Energy efficiency class: <A+++>  
 Energy consumption per year / 24 h: 89 / 0.242 kWh  
 Total net capacity: 301 l (Fridge: 301 l / incl. BioFresh compartment: 90 l)  
 Sound power level: 34 db(A)  
 Climate rating: SN-T (from +10 °C to +43 °C)  
 Aperture dimensions in cm (h/w/d): 177.2-178.8 / 56-57 / at least 55.0

**Controls**

- MagicEye behind-the-door, Touch electronic
- Digital temperature display for refrigerator compartment
- SuperCool function
- Audible door alarm

**Fridge and BioFresh compartment**

- PowerCooling
- Premium GlassLine shelving with bottle carrier, removable VarioBoxes, adjustable egg tray, butter dish
- 6 GlassLine shelves, of which 1 are height-adjustable
- VarioSafe
- Variable bottle shelf
- LED light column, both sides
- LED BioFresh lighting
- 3 BioFresh-Safes with SoftTelescopic, of which 2 variably adjustable from Fruit & Vegetable-Safe to DrySafe, 1 FlexSystem

**Key features**

- Height-adjustable feet at front
- Right hand hinge, reversible

### IKB 3520 Comfort



Door-on-door / built-in appliance for integrated use  
 Energy efficiency class: <A++>  
 Energy consumption per year / 24 h: 133 / 0.363 kWh  
 Total net capacity: 301 l (Fridge: 301 l / incl. BioFresh compartment: 90 l)  
 Sound power level: 37 db(A)  
 Climate rating: SN-T (from +10 °C to +43 °C)  
 Aperture dimensions in cm (h/w/d): 177.2-178.8 / 56-57 / at least 55.0

**Controls**

- MagicEye behind-the-door, Button electronic
- Digital temperature display for refrigerator compartment
- SuperCool function
- Audible door alarm

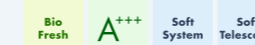
**Fridge and BioFresh compartment**

- PowerCooling
- Comfort GlassLine shelving with bottle carrier, adjustable egg tray
- 6 GlassLine shelves, of which 1 are height-adjustable
- LED lighting
- 3 BioFresh-Safes on telescopic rails, of which 2 variably adjustable from Fruit & Vegetable-Safe to DrySafe

**Key features**

- Height-adjustable feet at front
- Right hand hinge, reversible

### IKBP 2964 Premium



Door-on-door / built-in appliance for integrated use  
 Energy efficiency class: <A+++>  
 Energy consumption per year / 24 h: 150 / 0.409 kWh  
 Total net capacity: 248 l (Fridge: 221 l / incl. BioFresh compartment: 59 l / Freezer compartment: 27 l)  
 Sound power level: 35 db(A)  
 Climate rating: SN-T (from +10 °C to +43 °C)  
 Aperture dimensions in cm (h/w/d): 157.4-159 / 56-57 / at least 55.0

**Controls**

- MagicEye behind-the-door, Touch electronic
- Digital temperature display for refrigerator compartment
- SuperCool function
- Audible door alarm

**Fridge and BioFresh compartment**

- PowerCooling
- Premium GlassLine shelving with bottle carrier, removable VarioBoxes, adjustable egg tray, butter dish
- 4 GlassLine shelves, of which 1 are height-adjustable
- VarioSafe
- Variable bottle shelf
- LED light column, both sides
- LED BioFresh lighting
- 2 BioFresh-Safes with SoftTelescopic, of which 1 variably adjustable from Fruit & Vegetable-Safe to DrySafe, 1 FlexSystem

**Freezer compartment** **\*\*\*\***

- Ice cube tray with lid
- Storage time in the event of power cut: 17 h
- Freezing capacity in 24 h: 2 kg

**Key features**

- Height-adjustable feet at front
- Right hand hinge, reversible

### IKBP 2760 Premium



Door-on-door / built-in appliance for integrated use  
 Energy efficiency class: <A+++>  
 Energy consumption per year / 24 h: 83 / 0.226 kWh  
 Total net capacity: 230 l (Fridge: 230 l / incl. BioFresh compartment: 59 l)  
 Sound power level: 33 db(A)  
 Climate rating: SN-T (from +10 °C to +43 °C)  
 Aperture dimensions in cm (h/w/d): 139.7-141.3 / 56-57 / at least 55.0

**Controls**

- MagicEye behind-the-door, Touch electronic
- Digital temperature display for refrigerator compartment
- SuperCool function
- Audible door alarm

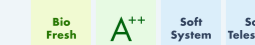
**Fridge and BioFresh compartment**

- PowerCooling
- Premium GlassLine shelving with bottle carrier, removable VarioBoxes, adjustable egg tray, butter dish
- 4 GlassLine shelves, of which 1 are height-adjustable
- VarioSafe
- Variable bottle shelf
- LED light column, both sides
- LED BioFresh lighting
- 2 BioFresh-Safes with SoftTelescopic, of which 1 variably adjustable from Fruit & Vegetable-Safe to DrySafe, 1 FlexSystem

**Key features**

- Height-adjustable feet at front
- Right hand hinge, reversible

### IKB 2360 Premium



Door-on-door / built-in appliance for integrated use  
 Energy efficiency class: <A++>  
 Energy consumption per year / 24 h: 121 / 0.329 kWh  
 Total net capacity: 196 l (Fridge: 196 l / incl. BioFresh compartment: 59 l)  
 Sound power level: 37 db(A)  
 Climate rating: SN-T (from +10 °C to +43 °C)  
 Aperture dimensions in cm (h/w/d): 122-123.6 / 56-57 / at least 55.0

**Controls**

- MagicEye behind-the-door, Touch electronic
- Digital temperature display for refrigerator compartment
- SuperCool function
- Audible door alarm

**Fridge and BioFresh compartment**

- PowerCooling
- Premium GlassLine shelving with bottle carrier, removable VarioBoxes, adjustable egg tray, butter dish
- 4 GlassLine shelves, of which 1 are height-adjustable
- Variable bottle shelf
- LED light column, both sides
- LED BioFresh lighting
- 2 BioFresh-Safes with SoftTelescopic, of which 1 variably adjustable from Fruit & Vegetable-Safe to DrySafe, 1 FlexSystem

**Key features**

- Height-adjustable feet at front
- Right hand hinge, reversible

You can find the full range of efficiency classes on page 3. According to (EU) 2017/1369 6a.



Side  
by  
Side

The Mix and Match food storage centre concept: full BioFresh fridge (SIBP 1650) underneath and fridge (IKP 1660) on top.

For more information about the Side-by-Side concept see pages 24-25.

## Full BioFresh fridge



The **key electronics** enable all BioFresh drawers to be set to 'Dry' for a dry environment for storing meat, fish and dairy products or 'Hydro' for a humid environment for storing fruit and vegetables.



Side  
by  
Side

88

**SIBP 1650**  
Premium

Bio  
Fresh

A+++

Soft  
System

Door-on-door / built-in appliance for integrated use

Energy efficiency class: <A+++>

Energy consumption per year / 24 h: 73 / 0.198 kWh

Total net capacity: 84 l BioFresh compartment: 84 l)

Sound power level: 37 db(A)

Climate rating: SN-T (from +10 °C to +43 °C)

Aperture dimensions in cm (h/w/d): 87.4-89 / 56-57 / at least 55.0

Soft  
System



The **SoftSystem** feature provides added safety and convenience. Integrated on the door, the SoftSystem cushions movement when the door is closed. This SoftSystem ensures that the door closes gently even when fully loaded inside. The door automatically closes from an angle of approximately 30°.

### Controls

- MagicEye behind-the-door, Button electronic
- Digital temperature display
- Audible door alarm

### BioFresh compartment

- PowerCooling
- 4 BioFresh-Safes, of which 3 on roller tracks, 1 FlexSystem
- Cabinet can be adjusted from HydroSafe to DrySafe

### Key features

- Ceiling heating for Side-by-Side concept
- Height-adjustable feet at front
- Right hand hinge, reversible

You can find the full range of efficiency classes on page 3. According to (EU) 2017/1369 6a.

## Fridges



178



178

### IK 3524

Comfort

Bio Cool

A++

Door-on-door / built-in appliance for integrated use

Energy efficiency class: <A++>

Energy consumption per year / 24 h: 214 / 0.584 kWh

Total net capacity: 306 l (Fridge: 279 l / Freezer compartment: 27 l)

Sound power level: 36 db(A)

Climate rating: ST (from +16 °C to +38 °C)

Aperture dimensions in cm (h/w/d): 177.2-178.8 / 56-57 / at least 55.0

#### Controls

- MagicEye behind-the-door, Button electronic
- Digital temperature display for refrigerator compartment
- SuperCool function

#### Fridge and BioCool compartment

- PowerCooling
- Comfort GlassLine shelving with bottle carrier, adjustable egg tray
- 5 GlassLine shelves, of which 1 are height-adjustable
- Bottle shelf
- LED lighting
- 2 BioCool-Boxes on telescopic rails

#### Freezer compartment ❄️❄️❄️

- Ice cube tray with lid
- Storage time in the event of power cut: 17 h
- Freezing capacity in 24 h: 2 kg

#### Key features

- Height-adjustable feet at front
- Right hand hinge, reversible

### IK 3520

Comfort

Bio Cool

A++

Door-on-door / built-in appliance for integrated use

Energy efficiency class: <A++>

Energy consumption per year / 24 h: 117 / 0.319 kWh

Total net capacity: 325 l

Sound power level: 34 db(A)

Climate rating: SN-T (from +10 °C to +43 °C)

Aperture dimensions in cm (h/w/d): 177.2-178.8 / 56-57 / at least 55.0

#### Controls

- MagicEye behind-the-door, Button electronic
- Digital temperature display
- SuperCool function

#### Fridge and BioCool compartment

- PowerCooling
- Comfort GlassLine shelving with bottle carrier, adjustable egg tray
- 7 GlassLine shelves, of which 1 are height-adjustable
- Bottle shelf
- LED lighting
- 2 BioCool-Boxes on telescopic rails

#### Key features

- Height-adjustable feet at front
- Right hand hinge, reversible



IK 3520



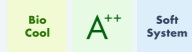
The **bottle shelf** is the practical and elegant answer for storing drinks. As many as five bottles can be chilled and stored neatly.



The **BioCool-Box** allows regulation of the humidity level within the fridge compartment so that food keeps fresh for longer. It is convenient-to-use and it ensures that stored food is clearly visible.



**IK 2764**  
Premium



Door-on-door / built-in appliance for integrated use
Energy efficiency class: <A++>
Energy consumption per year / 24 h: 187 / 0.512 kWh
Total net capacity: 235 l (Fridge: 215 l / Freezer compartment: 20 l)
Sound power level: 37 db(A)
Climate rating: ST (from +16 °C to +38 °C)
Aperture dimensions in cm (h/w/d): 139.7-141.3 / 56-57 / at least 55.0

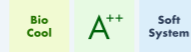
- Controls**
- MagicEye behind-the-door, Touch electronic
  - Digital temperature display for refrigerator compartment
  - SuperCool function
  - Audible door alarm

- Fridge and BioCool compartment**
- Premium GlassLine shelving with bottle carrier, removable VarioBoxes, adjustable egg tray, butter dish
  - 4 GlassLine shelves, of which 1 are height-adjustable
  - VarioSafe
  - Bottle shelf
  - LED light column, left-sided
  - 1 BioCool-Box on telescopic rails with LED lighting

- Freezer compartment** **\*\*\***
- Ice cube tray with lid
  - Storage time in the event of power cut: 14 h
  - Freezing capacity in 24 h: 2 kg

- Key features**
- Height-adjustable feet at front
  - Right hand hinge, reversible

**IK 2760**  
Premium



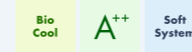
Door-on-door / built-in appliance for integrated use
Energy efficiency class: <A++>
Energy consumption per year / 24 h: 109 / 0.296 kWh
Total net capacity: 251 l
Sound power level: 36 db(A)
Climate rating: SN-T (from +10 °C to +43 °C)
Aperture dimensions in cm (h/w/d): 139.7-141.3 / 56-57 / at least 55.0

- Controls**
- MagicEye behind-the-door, Touch electronic
  - Digital temperature display
  - SuperCool function
  - Audible door alarm

- Fridge and BioCool compartment**
- PowerCooling
  - Premium GlassLine shelving with bottle carrier, removable VarioBoxes, adjustable egg tray, butter dish
  - 6 GlassLine shelves, of which 1 are height-adjustable
  - VarioSafe
  - Bottle shelf
  - LED light column, left-sided
  - 1 BioCool-Box on telescopic rails with LED lighting

- Key features**
- Height-adjustable feet at front
  - Right hand hinge, reversible

**IK 2360**  
Premium



Door-on-door / built-in appliance for integrated use
Energy efficiency class: <A++>
Energy consumption per year / 24 h: 105 / 0.286 kWh
Total net capacity: 216 l
Sound power level: 35 db(A)
Climate rating: SN-T (from +10 °C to +43 °C)
Aperture dimensions in cm (h/w/d): 122-123.6 / 56-57 / at least 55.0

- Controls**
- MagicEye behind-the-door, Touch electronic
  - Digital temperature display
  - SuperCool function
  - Audible door alarm

- Fridge and BioCool compartment**
- Premium GlassLine shelving with bottle carrier, removable VarioBoxes, adjustable egg tray, butter dish
  - 6 GlassLine shelves, of which 1 are height-adjustable
  - VarioSafe
  - Bottle shelf
  - LED light column, left-sided
  - 1 BioCool-Box on telescopic rails with LED lighting

- Key features**
- Height-adjustable feet at front
  - Right hand hinge, reversible

**IK 2324**  
Comfort



Door-on-door / built-in appliance for integrated use
Energy efficiency class: <A++>
Energy consumption per year / 24 h: 174 / 0.476 kWh
Total net capacity: 201 l (Fridge: 185 l / Freezer compartment: 16 l)
Sound power level: 37 db(A)
Climate rating: ST (from +16 °C to +38 °C)
Aperture dimensions in cm (h/w/d): 122-123.6 / 56-57 / at least 55.0

- Controls**
- MagicEye behind-the-door, Button electronic
  - Digital temperature display for refrigerator compartment
  - SuperCool function

- Fridge and BioCool compartment**
- Comfort GlassLine shelving with bottle carrier, adjustable egg tray
  - 5 GlassLine shelves, of which 1 are height-adjustable
  - LED lighting
  - 1 BioCool-Box on roller tracks

- Freezer compartment** **\*\*\***
- Ice cube tray with lid
  - Storage time in the event of power cut: 13 h
  - Freezing capacity in 24 h: 2 kg


- Key features**
- Height-adjustable feet at front
  - Right hand hinge, reversible



## Fridges



122



102



88

### IK 2320 Comfort

Bio Cool A++

Door-on-door / built-in appliance for integrated use  
 Energy efficiency class: <A++>  
 Energy consumption per year / 24 h: 105 / 0.286 kWh  
 Total net capacity: 217 l  
 Sound power level: 35 db(A)  
 Climate rating: SN-T (from +10 °C to +43 °C)  
 Aperture dimensions in cm (h/w/d): 122-123.6 / 56-57 / at least 55.0

#### Controls

- MagicEye behind-the-door, Button electronic
- Digital temperature display
- SuperCool function

#### Fridge and BioCool compartment

- Comfort GlassLine shelving with bottle carrier, adjustable egg tray
- 6 GlassLine shelves, of which 1 are height-adjustable
- LED lighting
- 1 BioCool-Box on roller tracks

#### Key features

- Height-adjustable feet at front
- Right hand hinge, reversible

### IK 1960 Premium

Bio Cool A++ Soft System

Door-on-door / built-in appliance for integrated use  
 Energy efficiency class: <A++>  
 Energy consumption per year / 24 h: 101 / 0.275 kWh  
 Total net capacity: 181 l  
 Sound power level: 33 db(A)  
 Climate rating: SN-T (from +10 °C to +43 °C)  
 Aperture dimensions in cm (h/w/d): 102.4-104 / 56-57 / at least 55.0

#### Controls

- MagicEye behind-the-door, Touch electronic
- Digital temperature display
- SuperCool function
- Audible door alarm

#### Fridge and BioCool compartment

- Premium GlassLine shelving with bottle carrier, removable VarioBoxes, adjustable egg tray, butter dish
- 4 GlassLine shelves, of which 1 are height-adjustable
- VarioSafe
- LED light column, left-sided
- 2 BioCool-Boxes

#### Key features

- Height-adjustable feet at front
- Right hand hinge, reversible

### IKP 1660 Premium

Bio Cool A+++ Soft System

Door-on-door / built-in appliance for integrated use  
 Energy efficiency class: <A+++>  
 Energy consumption per year / 24 h: 65 / 0.177 kWh  
 Total net capacity: 151 l  
 Sound power level: 34 db(A)  
 Climate rating: SN-T (from +10 °C to +43 °C)  
 Aperture dimensions in cm (h/w/d): 87.4-89 / 56-57 / at least 55.0

#### Controls

- MagicEye behind-the-door, Touch electronic
- Digital temperature display
- SuperCool function
- Audible door alarm

#### Fridge and BioCool compartment

- Premium GlassLine shelving with bottle carrier, removable VarioBoxes, adjustable egg tray, butter dish
- 4 GlassLine shelves, of which 1 are height-adjustable
- LED light column, left-sided
- 2 BioCool-Boxes

#### Key features

- Height-adjustable feet at front
- Right hand hinge, reversible



The two removable **VarioBoxes** make it easier to sort and store small food items so that they can be clearly seen. A drawer stop makes sure the VarioBoxes are secure and that they do not fall out when items are removed.

You can find the full range of efficiency classes on page 3. According to (EU) 2017/1369 Ga.



88



88



88

**IKS 1624**  
Comfort

Bio Cool A++

Sliding door / built-in appliance for integrated use  
Energy efficiency class: <A++>  
Energy consumption per year / 24 h: 147 / 0.401 kWh  
Total net capacity: 134 l (Fridge: 118 l / Freezer compartment: 16 l)  
Sound power level: 35 db(A)  
Climate rating: N (from +16 °C to +32 °C)  
Aperture dimensions in cm (h/w/d): 87.4-89 / 56-57 / at least 55.0

**Controls**

- MagicEye behind-the-door, Button electronic
- Digital temperature display for refrigerator compartment
- SuperCool function

**Fridge and BioCool compartment**

- Comfort GlassLine shelving with bottle carrier, adjustable egg tray
- 3 GlassLine shelves, of which 1 are height-adjustable
- LED lighting
- 2 BioCool-Boxes

**Freezer compartment** \*\*\*\*

- Ice cube tray with lid
- Storage time in the event of power cut: 13 h
- Freezing capacity in 24 h: 2 kg

**Key features**

- Height-adjustable feet at front
- Right hand hinge, reversible

**IK 1620**  
Comfort

Bio Cool A++

Door-on-door / built-in appliance for integrated use  
Energy efficiency class: <A++>  
Energy consumption per year / 24 h: 98 / 0.266 kWh  
Total net capacity: 151 l  
Sound power level: 33 db(A)  
Climate rating: SN-T (from +10 °C to +43 °C)  
Aperture dimensions in cm (h/w/d): 87.4-89 / 56-57 / at least 55.0

**Controls**

- MagicEye behind-the-door, Button electronic
- Digital temperature display
- SuperCool function

**Fridge and BioCool compartment**

- Comfort GlassLine shelving with bottle carrier, adjustable egg tray
- 4 GlassLine shelves, of which 1 are height-adjustable
- LED lighting
- 2 BioCool-Boxes

**Key features**

- Height-adjustable feet at front
- Right hand hinge, reversible

**IKS 1620**  
Comfort

Bio Cool A++

Sliding door / built-in appliance for integrated use  
Energy efficiency class: <A++>  
Energy consumption per year / 24 h: 98 / 0.266 kWh  
Total net capacity: 151 l  
Sound power level: 34 db(A)  
Climate rating: SN-T (from +10 °C to +43 °C)  
Aperture dimensions in cm (h/w/d): 87.4-89 / 56-57 / at least 55.0

**Controls**

- MagicEye behind-the-door, Button electronic
- Digital temperature display
- SuperCool function

**Fridge and BioCool compartment**

- Comfort GlassLine shelving with bottle carrier, adjustable egg tray
- 4 GlassLine shelves, of which 1 are height-adjustable
- LED lighting
- 2 BioCool-Boxes

**Key features**

- Height-adjustable feet at front
- Right hand hinge, reversible



The extendible design of the **versatile egg shelf** makes it suitable for securely storing up to 20 chicken eggs or 28 quail eggs. To extend their shelf life, we recommend storing the eggs pointy-end down or placing the egg shelf in the BioFresh drawer's FlexSystem.



Models in the Comfort range now feature **Comfort GlassLine**: high quality glass shelving for the door interior. Comfort Glassline comprises a robust satin-finished safety glass shelf, railings and an elegant plastic surround. The can/bottle racks have an adjustable holder for secure storage.



Decor panel built-in fridge



The **BioCool-Box** allows regulation of the humidity level within the fridge compartment so that food keeps fresh for longer. It is convenient-to-use and it ensures that stored food is clearly visible.



**EK 1620**  
Comfort



Flush / built-in appliance with décor panel  
 Energy efficiency class: **A++**  
 Energy consumption per year / 24 h: 98 / 0.266 kWh  
 Total net capacity: 151 l  
 Sound power level: 34 db(A)  
 Climate rating: SN-T (from +10 °C to +43 °C)  
 Aperture dimensions in cm (h/w/d): 87.4-88 / 56-57 / at least 55.0

**This appliance is not available in United Kingdom**

**Controls**

- MagicEye behind-the-door, Button electronic
- Digital temperature display
- SuperCool function

**Fridge and BioCool compartment**

- Comfort GlassLine shelving with bottle carrier, adjustable egg tray
- 4 GlassLine shelves, of which 1 are height-adjustable
- LED lighting
- 2 BioCool-Boxes

**Key features**

- Height-adjustable feet at front
- Right hand hinge, reversible



Made from safety glass, the stylish **GlassLine** fittings add the finishing touches to the high quality interior design. These satin-finished glass shelves, with premium quality stainless steel edging, are scratch-resistant and easy to clean. The split glass shelf offers outstanding flexibility.

# Freezers

SIGN 3576

IKBP 3560

**Side  
by  
Side**

All Liebherr freezers with aperture heights of 140 and 178 cm can be perfectly combined side by side with fridges and wine cabinets in various recesses to form a Mix and Match food centre.

For more information about the Side-by-Side concept see pages 24-25.

# Detailed quality



Ice Maker

The plumbed-in automatic **IceMaker** keeps you topped up with high-quality ice cubes for every occasion. Whether you need ice for a refreshing drink or a party with friends, with two drawers, the IceMaker holds all the ice cubes you'll need. Furthermore, it automatically keeps your supplies topped up and you can switch it off at any time.



The elegant **Premium-electronics** system ensures that the selected temperature is precisely maintained. All functions can be easily and conveniently managed by gently tapping the touchscreen. The temperature is displayed and can be read from the MagicEye's LCD display.



All freezers with NoFrost and SmartFrost benefit from our practical **VarioSpace** concept - their drawers and the intervening Safety glass shelves can be conveniently removed to create extra storage space so that bulkier items can be stored.



Telescopic Rails

The freezer drawers are mounted on high-quality, smooth-running **telescopic rails** for ease of use, even when heavily filled. The drawers offer ample storage space and have a single-piece design for easy removal and cleaning.



Side by Side

The **side-by-side concept** makes it possible to position fridges, freezers and wine cabinets to suit your needs. Special technology for controlling balancing the environment between appliances with major temperature differences enables numerous combinations. More information see Page 24-25.



No Frost

The **NoFrost** system from Liebherr provides rapid, fan-assisted, frost-free freezing for the safe, longterm storage of food. The NoFrost technology creates a much larger storage capacity and keeps the freezer constantly frost-free.



Find out more about NoFrost: [nofrost.liebherr.com/en/](http://nofrost.liebherr.com/en/)



Soft System

The stylish **SoftSystem** mechanism is integrated into the door and matches the colour of the interior door; it conveniently cushions movement to ensure extremely soft closure even when the door shelves are fully stocked. The door closes automatically from an opening angle of about 30°.

The features shown are model dependent; the description applies to the relevant model.

## Freezers



### SIGN 3576

Premium

No Frost A++ LED Ice Maker

Door-on-door / built-in appliance for integrated use  
 Energy efficiency class: <A++>  
 Energy consumption per year / 24 h: 241 / 0.660 kWh  
 Total net capacity: 209 l  
 Sound power level: 37 db(A)  
 Climate rating: SN-T (from +10 °C to +43 °C)  
 Aperture dimensions in cm (h/w/d): 177.2-178.8 / 56-57 / at least 55.0

#### Controls

- MagicEye behind-the-door, Touch electronic
- Digital temperature display
- Automated SuperFrost system, quantity-controlled
- Warning signal in case of malfunction: visual and audible
- Audible door alarm

#### Freezer compartment \*\*\*\*

- 9 drawers, of which 5 on telescopic rails, VarioSpace
- IceMaker for plumbed-in connection 3/4"
- Ice cube production in 24 h: 0.8 kg
- Ice cube storage: 1.5 kg
- LED lighting
- Storage time in the event of power cut: 14 h
- Freezing capacity in 24 h: 18 kg
- 2 cold storage accumulators
- Safety glass fittings

#### Key features

- Height-adjustable feet at front
- Left hand hinge, reversible

### SIGN 3556

Premium

No Frost A++ LED Soft System

Door-on-door / built-in appliance for integrated use  
 Energy efficiency class: <A++>  
 Energy consumption per year / 24 h: 244 / 0.668 kWh  
 Total net capacity: 213 l  
 Sound power level: 37 db(A)  
 Climate rating: SN-T (from +10 °C to +43 °C)  
 Aperture dimensions in cm (h/w/d): 177.2-178.8 / 56-57 / at least 55.0

#### Controls

- MagicEye behind-the-door, Touch electronic
- Digital temperature display
- Automated SuperFrost system, quantity-controlled
- Warning signal in case of malfunction: visual and audible
- Audible door alarm

#### Freezer compartment \*\*\*\*

- 8 drawers, of which 6 on telescopic rails, VarioSpace
- Ice cube tray with lid
- LED lighting
- Storage time in the event of power cut: 14 h
- Freezing capacity in 24 h: 18 kg
- 2 cold storage accumulators
- Safety glass fittings

#### Key features

- Height-adjustable feet at front
- Right hand hinge, reversible

### SIGN 3524

Comfort

No Frost A++

Door-on-door / built-in appliance for integrated use  
 Energy efficiency class: <A++>  
 Energy consumption per year / 24 h: 244 / 0.668 kWh  
 Total net capacity: 213 l  
 Sound power level: 39 db(A)  
 Climate rating: SN-T (from +10 °C to +43 °C)  
 Aperture dimensions in cm (h/w/d): 177.2-178.8 / 56-57 / at least 55.0

#### Controls

- MagicEye behind-the-door, Button electronic
- Digital temperature display
- Automated SuperFrost system, time-controlled
- Warning signal in case of malfunction: visual and audible
- Audible door alarm

#### Freezer compartment \*\*\*\*

- 8 drawers, VarioSpace
- Ice cube tray with lid
- Storage time in the event of power cut: 14 h
- Freezing capacity in 24 h: 18 kg
- Safety glass fittings

#### Key features

- Height-adjustable feet at front
- Left hand hinge, reversible

### SIGN 2756

Premium

No Frost A++ LED Soft System Telescopic Rails

Door-on-door / built-in appliance for integrated use  
 Energy efficiency class: <A++>  
 Energy consumption per year / 24 h: 207 / 0.567 kWh  
 Total net capacity: 157 l  
 Sound power level: 37 db(A)  
 Climate rating: SN-T (from +10 °C to +43 °C)  
 Aperture dimensions in cm (h/w/d): 139.7-141.3 / 56-57 / at least 55.0

#### Controls

- MagicEye behind-the-door, Touch electronic
- Digital temperature display
- Automated SuperFrost system, quantity-controlled
- Warning signal in case of malfunction: visual and audible
- Audible door alarm

#### Freezer compartment \*\*\*\*

- 6 drawers, of which 4 on telescopic rails, VarioSpace
- Ice cube tray with lid
- LED lighting
- Storage time in the event of power cut: 14 h
- Freezing capacity in 24 h: 14 kg
- 2 cold storage accumulators
- Safety glass fittings

#### Key features

- Height-adjustable feet at front
- Right hand hinge, reversible



SIGN 3524



All Liebherr freezers with aperture heights of 140 and 178 cm can be perfectly combined side by side with fridges and wine cabinets to form a customised food storage centre.

For more information about the Side-by-Side concept see pages 24-25.



## Freezers



Side  
by  
Side

88



Side  
by  
Side

88

### IGN 1664 Premium

No  
Frost

A<sup>++</sup>

Soft  
System

Door-on-door / built-in appliance for integrated use

Energy efficiency class: <A<sup>++</sup>>

Energy consumption per year / 24 h: 159 / 0.435 kWh

Total net capacity: 84 l

Sound power level: 37 db(A)

Climate rating: SN-T (from +10 °C to +43 °C)

Aperture dimensions in cm (h/w/d): 87.4-89 / 56-57 / at least 55.0

#### Controls

- MagicEye behind-the-door, Button electronic
- Digital temperature display
- Automated SuperFrost system, quantity-controlled
- Warning signal in case of malfunction: visual and audible
- Audible door alarm

#### Freezer compartment \*\*\*\*

- 4 drawers, of which 3 on roller tracks, VarioSpace
- Ice cube tray with lid
- Storage time in the event of power cut: 15 h
- Freezing capacity in 24 h: 12 kg
- 2 cold storage accumulators
- Safety glass fittings

#### Key features

- Ceiling heating for Side-by-Side concept
- Height-adjustable feet at front
- Right hand hinge, reversible

### IG 1624 Comfort

Smart  
Frost

A<sup>++</sup>

Door-on-door / built-in appliance for integrated use

Energy efficiency class: <A<sup>++</sup>>

Energy consumption per year / 24 h: 159 / 0.434 kWh

Total net capacity: 100 l

Sound power level: 35 db(A)

Climate rating: SN-T (from +10 °C to +43 °C)

Aperture dimensions in cm (h/w/d): 87.4-89 / 56-57 / at least 55.0

#### Controls

- MagicEye behind-the-door, Button electronic
- Digital temperature display
- Automated SuperFrost system, time-controlled
- Warning signal in case of malfunction: visual and audible
- Audible door alarm

#### Freezer compartment \*\*\*\*

- 4 drawers, VarioSpace
- Ice cube tray with lid
- Storage time in the event of power cut: 24 h
- Freezing capacity in 24 h: 12 kg
- Safety glass fittings

#### Key features

- Ceiling heating for Side-by-Side concept
- Height-adjustable feet at front
- Right hand hinge, reversible

Side  
by  
Side

Freezers with aperture heights of 72 and 88 cm can be perfectly combined with fridges and wine cabinets of in various aperture sizes to form a customised food storage centre, e.g. freezer (IGN 1664) underneath and fridge (IKP 1660) on top.

For more information about the Side-by-Side concept see pages 24-25.

You can find the full range of efficiency classes on page 3. According to (EU) 2017/1369 6a.



The elegant and precise **MagicEye control** with its visual temperature display lets you keep the temperature at exactly the level you select. The clear arrangement of the function buttons makes for easy and convenient use. The automatic **SuperFrost** function quickly reduces the temperature to freeze your food while preserving the vitamins.



With the **SmartFrost technology**, ice build-up is greatly reduced. This makes defrosting rarely necessary. The interior walls of the freezer compartment are very smooth and easy-to-clean. Freezer drawers and glass shelves made of safety glass can be removed easily.



**IGS 1624**  
Comfort

Smart Frost A++

Sliding door / built-in appliance for integrated use  
Energy efficiency class: <A++>  
Energy consumption per year / 24 h: 159 / 0.434 kWh  
Total net capacity: 100 l  
Sound power level: 36 db(A)  
Climate rating: SN-T (from +10 °C to +43 °C)  
Aperture dimensions in cm (h/w/d): 87.4-89 / 56-57 / at least 55.0

**Controls**

- MagicEye behind-the-door, Button electronic
- Digital temperature display
- Automated SuperFrost system, time-controlled
- Warning signal in case of malfunction: visual and audible
- Audible door alarm

**Freezer compartment** \*\*\*\*

- 4 drawers, VarioSpace
- Ice cube tray with lid
- Storage time in the event of power cut: 24 h
- Freezing capacity in 24 h: 12 kg
- Safety glass fittings

**Key features**

- Ceiling heating for Side-by-Side concept
- Height-adjustable feet at front
- Right hand hinge, reversible



**IGN 1064**  
Premium

No Frost A++ Soft System

Door-on-door / built-in appliance for integrated use  
Energy efficiency class: <A++>  
Energy consumption per year / 24 h: 146 / 0.398 kWh  
Total net capacity: 63 l  
Sound power level: 36 db(A)  
Climate rating: SN-T (from +10 °C to +43 °C)  
Aperture dimensions in cm (h/w/d): 71.4-73 / 56-57 / at least 55.0

**Controls**

- MagicEye behind-the-door, Button electronic
- Digital temperature display
- Automated SuperFrost system, quantity-controlled
- Warning signal in case of malfunction: visual and audible
- Audible door alarm

**Freezer compartment** \*\*\*\*

- 3 drawers, of which 2 on roller tracks, VarioSpace
- Ice cube tray with lid
- Storage time in the event of power cut: 15 h
- Freezing capacity in 24 h: 11 kg
- 2 cold storage accumulators
- Safety glass fittings

**Key features**

- Ceiling heating for Side-by-Side concept
- Height-adjustable feet at front
- Right hand hinge, reversible



**IG 1024**  
Comfort

Smart Frost A++

Door-on-door / built-in appliance for integrated use  
Energy efficiency class: <A++>  
Energy consumption per year / 24 h: 144 / 0.393 kWh  
Total net capacity: 73 l  
Sound power level: 35 db(A)  
Climate rating: SN-T (from +10 °C to +43 °C)  
Aperture dimensions in cm (h/w/d): 71.4-73 / 56-57 / at least 55.0

**Controls**

- MagicEye behind-the-door, Button electronic
- Digital temperature display
- Automated SuperFrost system, time-controlled
- Warning signal in case of malfunction: visual and audible
- Audible door alarm

**Freezer compartment** \*\*\*\*

- 3 drawers, VarioSpace
- Ice cube tray with lid
- Storage time in the event of power cut: 24 h
- Freezing capacity in 24 h: 11 kg
- Safety glass fittings

**Key features**

- Ceiling heating for Side-by-Side concept
- Height-adjustable feet at front
- Right hand hinge, reversible

You can find the full range of efficiency classes on page 3. According to (EU) 2017/1369 Ga.


# Under-worktop



## Integrated under-worktop fridges



SUJB 1550



**SUJB 1550**  
Premium

Bio Fresh A+++ Soft System

Door-on-door / under-worktop appliance for integrated use  
Energy efficiency class: <A+++>  
Energy consumption per year / 24 h: 71 / 0.194 kWh  
Total net capacity: 80 l (BioFresh compartment: 80 l)  
Sound power level: 36 db(A)  
Climate rating: SN-T (from +10 °C to +43 °C)  
Aperture dimensions in cm (h/w/d): 82-88 / 60 / at least 55.0

### Controls

- MagicEye behind-the-door, Button electronic
- Digital temperature display
- Door alarm: visual and acoustic

### BioFresh compartment

- 2 GlassLine shelves
- 3 BioFresh-Safes, 1 FlexSystem
- Optional adjustable from HydroSafe to DrySafe
- Removable tray (4 litres in the base recess)

### Key features

- Height-adjustable feet at front and rear
- Right hand hinge, reversible

**UIK 1514**  
Comfort

A++

Door-on-door / under-worktop appliance for integrated use  
Energy efficiency class: <A++>  
Energy consumption per year / 24 h: 138 / 0.378 kWh  
Total net capacity: 119 l (Fridge: 104 l / Freezer compartment: 15 l)  
Sound power level: 38 db(A)  
Climate rating: SN-ST (from +10 °C to +38 °C)  
Aperture dimensions in cm (h/w/d): 82-88 / 60 / at least 55.0

### Controls

- MagicEye behind-the-door, Button electronic
- Digital temperature display for refrigerator compartment
- SuperCool function
- Door alarm: visual and acoustic

### Fridge compartment

- Comfort GlassLine shelving with bottle carrier, adjustable egg tray
- 3 GlassLine shelves
- LED lighting
- 1 large fruit/vegetable compartment

### Freezer compartment \*\*\*\*

- Hinged 4-star freezer compartment door
- Storage time in the event of power cut: 12 h
- Freezing capacity in 24 h: 2 kg

### Key features

- Height-adjustable feet at front and rear
- Right hand hinge, reversible

**UIK 1510**  
Comfort

A++

Door-on-door / under-worktop appliance for integrated use  
Energy efficiency class: <A++>  
Energy consumption per year / 24 h: 92 / 0.252 kWh  
Total net capacity: 136 l  
Sound power level: 38 db(A)  
Climate rating: SN-ST (from +10 °C to +38 °C)  
Aperture dimensions in cm (h/w/d): 82-88 / 60 / at least 55.0

### Controls

- MagicEye behind-the-door, Button electronic
- Digital temperature display
- SuperCool function
- Door alarm: visual and acoustic

### Fridge compartment

- Comfort GlassLine shelving with bottle carrier, adjustable egg tray
- 4 GlassLine shelves
- LED ceiling lighting
- 1 large fruit/vegetable compartment

### Key features

- Height-adjustable feet at front and rear
- Right hand hinge, reversible



The **tray inserted into the base recess** enables the optimal use of the lower space in the appliance. It can be easily removed and with a capacity of approx. 4 litres offers sufficient space for smaller goods.

You can find the full range of efficiency classes on page 3. According to (EU) 2017/1369 6a.



UIKP 1550



A lot of goods can be stored on the **deep shelves**, reducing the need to bend down when storing and removing items. The items are delivered to the customer. This is a great ergonomic advantage, especially for under-worktop appliances that are installed below the table edge.



The practical **drawer box** is the ideal place to store smaller packets, tubes and jars. It provides clear storage and keeps the interior tidy.

## Integrated under-worktop fridges



82-88



82-88

### UIKP 1554 Premium

A+++ Soft System

Door-on-door / under-worktop appliance for integrated use

Energy efficiency class: <A+++>

Energy consumption per year / 24 h: 92 / 0.252 kWh

Total net capacity: 119 l (Fridge: 104 l / Freezer compartment: 15 l)

Sound power level: 34 db(A)

Climate rating: SN-ST (from +10 °C to +38 °C)

Aperture dimensions in cm (h/w/d): 82-88 / 60 / at least 55.0

#### Controls

- MagicEye behind-the-door, Button electronic
- Digital temperature display for refrigerator compartment
- SuperCool function
- Door alarm: visual and acoustic

#### Fridge compartment

- Premium GlassLine shelving, extra deep, with bottle carrier, removable VarioBoxes, adjustable egg tray, butter dish
- 2 GlassLine shelves
- LED lighting
- 1 large fruit/vegetable compartment
- Drawer box

#### Freezer compartment **\*\*\*\***

- Hinged 4-star freezer compartment door
- Ice cube tray
- Storage time in the event of power cut: 12 h
- Freezing capacity in 24 h: 2 kg

#### Key features

- Height-adjustable feet at front and rear
- Right hand hinge, reversible

### UIKP 1550 Premium

A+++ Soft System

Door-on-door / under-worktop appliance for integrated use

Energy efficiency class: <A+++>

Energy consumption per year / 24 h: 62 / 0.168 kWh

Total net capacity: 136 l

Sound power level: 35 db(A)

Climate rating: SN-ST (from +10 °C to +38 °C)

Aperture dimensions in cm (h/w/d): 82-88 / 60 / at least 55.0

#### Controls

- MagicEye behind-the-door, Button electronic
- Digital temperature display
- SuperCool function
- Door alarm: visual and acoustic

#### Fridge compartment

- Premium GlassLine shelving, extra deep, with bottle carrier, removable VarioBox, adjustable egg tray, butter dish
- 3 GlassLine shelves
- LED ceiling lighting
- 1 large fruit/vegetable compartment
- Drawer box

#### Key features

- Height-adjustable feet at front and rear
- Right hand hinge, reversible

You can find the full range of efficiency classes on page 3. According to (EU) 2017/1369 6a.



UIKo 1560  
Bottle case available as an optional accessory.

## Integrated under-worktop fridges with extendible pull-out drawers



82-88



82-88

### UIKo 1560 Premium

A++

Soft Telescopic

LiftUp Box

Door-on-door / under-worktop appliance for integrated use

Energy efficiency class: <A++>

Energy consumption per year / 24 h: 91 / 0.249 kWh

Total net capacity: 124 l

Sound power level: 38 db(A)

Climate rating: SN-ST (from +10 °C to +38 °C)

Aperture dimensions in cm (h/w/d): 82-88 / 60 / at least 55.0

#### Controls

- MagicEye behind-the-door, Button electronic
- Digital temperature display
- SuperCool function
- Door alarm: visual and acoustic

#### Fridge compartment

- Butter dish
- 2 Premium GlassLine shelving, removable, with adjustable egg tray
- Bottle compartment, integrated in the lowest drawer
- LED ceiling lighting
- 1 large fruit/vegetable compartment
- LiftUp-Box

#### Key features

- Height-adjustable feet at front and rear
- Pull-out drawer, fully extendible

### UIKo 1550 Premium

A++

Soft Telescopic

Door-on-door / under-worktop appliance for integrated use

Energy efficiency class: <A++>

Energy consumption per year / 24 h: 91 / 0.249 kWh

Total net capacity: 124 l

Sound power level: 38 db(A)

Climate rating: SN-ST (from +10 °C to +38 °C)

Aperture dimensions in cm (h/w/d): 82-88 / 60 / at least 55.0

#### Controls

- MagicEye behind-the-door, Button electronic
- Digital temperature display
- SuperCool function
- Door alarm: visual and acoustic

#### Fridge compartment

- Butter dish
- 2 Premium GlassLine shelving, removable, with adjustable egg tray
- Bottle compartment, integrated in the lowest drawer
- LED ceiling lighting
- 1 large fruit/vegetable compartment

#### Key features

- Height-adjustable feet at front and rear
- Pull-out drawer, fully extendible



The **LiftUp Box** allows you to fully utilise the storage space below the pull-out drawer. It is ergonomically attached, easy to take out and can hold up to 4 kg. When pulled out, the LiftUp Box pushes up out of the base recess, allowing the food to be removed easily.



Food is stored safely and easily accessible on the fully extendible pull-out glass shelves. The **glass pull-out shelves** made of safety glass are sturdy and easy to clean as well as being adjustable using practical rail dividers.

You can find the full range of efficiency classes on page 3. According to (EU) 2017/1369 6a.



SUIGN 1554



SUIGN 1554 is suitable for the side-by-side combination with the under worktop decor panel fridge UIKP 1550.



The **tray inserted into the base recess** enables the optimal use of the lower space in the appliance. It can be easily removed and with a capacity of approx. 4 litres offers sufficient space for smaller goods.

## Integrated under-worktop freezers



Side  
by  
Side

82-88



Side  
by  
Side

82-88

### SUIGN 1554

Premium

No  
Frost

A<sup>++</sup>

Soft  
System

Door-on-door / under-worktop appliance for integrated use

Energy efficiency class: <A<sup>++</sup>>

Energy consumption per year / 24 h: 148 / 0.403 kWh

Total net capacity: 79 l

Sound power level: 36 db(A)

Climate rating: SN-T (from +10 °C to +43 °C)

Aperture dimensions in cm (h/w/d): 82-88 / 60 / at least 55.0

#### Controls

- MagicEye behind-the-door, Button electronic
- Digital temperature display
- Automated SuperFrost system, quantity-controlled
- Warning signal in case of malfunction: visual and audible
- Door alarm: visual and acoustic

#### Freezer compartment \*\*\*\*

- 3 drawers, of which 2 on roller tracks, VarioSpace
- Ice cube tray with lid
- Storage time in the event of power cut: 15 h
- Freezing capacity in 24 h: 11 kg
- 2 cold storage accumulators
- Safety glass fittings
- Removable tray (4 litres in the base recess)

#### Key features

- Height-adjustable feet at front and rear
- Right hand hinge, reversible

### SUIG 1514

Comfort

Smart  
Frost

A<sup>++</sup>

Door-on-door / under-worktop appliance for integrated use

Energy efficiency class: <A<sup>++</sup>>

Energy consumption per year / 24 h: 148 / 0.403 kWh

Total net capacity: 95 l

Sound power level: 36 db(A)

Climate rating: SN-T (from +10 °C to +43 °C)

Aperture dimensions in cm (h/w/d): 82-88 / 60 / at least 55.0

#### Controls

- MagicEye behind-the-door, Button electronic
- Digital temperature display
- Automated SuperFrost system, time-controlled
- Warning signal in case of malfunction: visual and audible
- Door alarm: visual and acoustic

#### Freezer compartment \*\*\*\*

- 3 drawers, VarioSpace
- Storage time in the event of power cut: 24 h
- Freezing capacity in 24 h: 12 kg
- Safety glass fittings

#### Key features

- Height-adjustable feet at front and rear
- Right hand hinge, reversible

You can find the full range of efficiency classes on page 3. According to (EU) 2017/1369 6a.

# An overview of our wine cabinets



## Side by Side

Wine cabinets can be perfectly combined with other wine cabinets or fridges and freezers of various aperture heights. Shown here is a multi-temperature wine cabinet (EWTgw 3583) with a freezer (SIGN 3576) and a fridge (IKBP 3560).

For more information about the Side-by-Side concept see pages 24-25.



Vinidor

## Vinidor range

The Vinidor range offers maximum flexibility with two separately controlled temperature zones. The temperature of these can be set independently between +5 °C and +20 °C. This means that red and white wines can be stored at their ideal serving temperatures in the same cabinet. These cabinets not only provide the ideal climate conditions for long-term storage of wine, but with differently sized zones and fully adjustable temperature controls, they are suitable for every wine collection.

from page 106



GrandCru

## GrandCru range

Wine storage cabinets offer similar conditions to a wine cellar. This range facilitates the storage of red and white wines at the correct long term storage temperatures or individual serving temperatures. The temperature can be adjusted from +5 °C to +20 °C as appropriate, and is both even and constant throughout the entire appliance interior.

from page 113

# Detailed quality



The electronic LCD display offers clear menu navigation and a **Touch-electronic control system** provides bespoke storage conditions. The digital temperature display can be read from the outside of appliances with glass doors. The Touch-electronic navigation ensures easy selection and use of the numerous control functions. The Vinidor 2 and 3 zone models feature an integrated door seal in the dividing shelf to maintain correct individual temperatures.



The Vinidor appliances are equipped with solid **wooden shelves mounted on telescopic rails**. The handcrafted shelves made from untreated wood are ideal for storing Bordeaux bottles safely, providing a clear view and easy access. The **clip-on labelling system** provides a quick and clear overview of your wine store.



LED

All wine cabinets feature dimmable **LED lighting**, which evenly illuminates the interior and can be left on permanently if desired. Because LEDs generate minimal heat, wines can be sympathetically illuminated and beautifully presented for an extended period of time.



Side by Side

The **side-by-side concept** makes it possible to position fridges, freezers and wine cabinets to meet your needs. Special technology for controlling the environment between appliances with major temperature differences enables numerous combinations. More information see page 24 - 25.



Tip Open

The handle-free glazed door guarantees perfect integration into a handle-free kitchen. Not only provides UV protection you can trust but also ensures superb visibility of the stored wines. The **TipOpen technology** opens the glazed door 7 cm when tapped and, if the door is not opened further within three seconds, the soft-closing system will shut it again.



Soft System

The **SoftSystem** feature provides added safety and convenience. Integrated within the door, the SoftSystem cushions movement when the door is closed. This SoftSystem ensures that the door closes gently even when fully loaded inside. The door automatically closes from an angle of approximately 30°.

The features shown are model dependent; the description applies to the relevant model.

# Detailed quality



The high-quality, easy-to-fit **stainless steel frame and handle** enables all EWTdf models to be elegantly integrated into any kitchen. The robust stainless steel handle makes opening the door effortless. Available as an optional accessory kit for EWTdf 3553 (9901573-00), EWTdf 2353 (9901575-00), EWdf 1653 (9901577-00)



The integrated **FreshAir activated charcoal filter** purifies the internal air and traps unpleasant odours. It is easy to replace and guarantees optimum air quality.



The easy-glide **accessories drawer** can be used to store accessories directly below wine storage cabinets in the WKE 5 model range. This increases the 45 cm recess to a 60 cm one. Available in white glass (9901086-00), black glass (9901085-00) and stainless steel (9901084-00).



The **presentation shelf** is ideal for keeping open bottles at the perfect temperature and without the risk of spills.



The flexible **clip-on labelling** system can be directly written on to provide a quick and well-organised overview of the wine collection.



The **TipOpen technology** opens the glazed door 7 cm when tapped and, if the door is not opened further within three seconds, the soft-closing system will shut it again.


## Vinidor dual zone wine cabinets



EWTdf 3553 with stainless steel frame /- handle (Accessories)



The high-quality, easy-to-fit **stainless steel frame and handle** enables all EWTdf models to be elegantly integrated into any kitchen. The robust stainless steel handle makes opening the door effortless. Available as an optional accessory kit for EWTdf 3553 (9901573-00), EWTdf 2353 (9901575-00), EWdf 1653 (9901577-00)



178



178



178

**EWTgb 3583**  
Vinidor

LED Wine Tip Open Soft System Telescopic Rails

Flush-fitted insulated glass door / built-in appliance  
Energy efficiency class: <A>  
Energy consumption per year / 24 h: 162 / 0.442 kWh  
Max. Bordeaux bottles 0.75 l: 83  
Gross/net capacity: 307 / 271 l  
Sound power level: 34 db(A)  
Climate rating: SN (from +10 °C to +32 °C)  
Black insulated glass door, handle and frame-free  
Aperture dimensions in cm (h/w/d): 178 / 56 / at least 55.0

- Controls**
- Interior LC display, touchscreen controls
  - Digital temperature display for both wine zones
  - Warning signal in case of malfunction: visual and audible
  - Audible door alarm
  - Child lock function

- Wine compartment**
- 2 temperature zone, can be regulated between +5 °C and +20 °C
  - 2 adjustable refrigeration circuits
  - Convection cooling, FreshAir active carbon filter
  - Humidity regulation via controllable ventilation
  - LED Interior lighting with on/off function, dimmable
  - Beechwood shelves
  - 10 Shelves, of which 8 on telescopic rails, of which 1 is a presentation shelf

- Key features**
- TipOpen
  - Height-adjustable feet at front
  - Right hand hinge, reversible
  - Replaceable door seal
  - Concealed hinge with restricted opening

You can find the full range of efficiency classes on page 3. According to (EU) 2017/1369 Ga. Please check with your kitchen installer that the cabinetry will accommodate the weight of the EWT.. 35.. models when fully loaded.

**EWTgw 3583**  
Vinidor

LED Wine Tip Open Soft System Telescopic Rails

Flush-fitted insulated glass door / built-in appliance  
Energy efficiency class: <A>  
Energy consumption per year / 24 h: 162 / 0.442 kWh  
Max. Bordeaux bottles 0.75 l: 83  
Gross/net capacity: 307 / 271 l  
Sound power level: 34 db(A)  
Climate rating: SN (from +10 °C to +32 °C)  
White insulated glass door, handle and frame-free  
Aperture dimensions in cm (h/w/d): 178 / 56 / at least 55.0

- Controls**
- Interior LC display, touchscreen controls
  - Digital temperature display for both wine zones
  - Warning signal in case of malfunction: visual and audible
  - Audible door alarm
  - Child lock function

- Wine compartment**
- 2 temperature zone, can be regulated between +5 °C and +20 °C
  - 2 adjustable refrigeration circuits
  - Convection cooling, FreshAir active carbon filter
  - Humidity regulation via controllable ventilation
  - LED Interior lighting with on/off function, dimmable
  - Beechwood shelves
  - 10 Shelves, of which 8 on telescopic rails, of which 1 is a presentation shelf

- Key features**
- TipOpen
  - Height-adjustable feet at front
  - Right hand hinge, reversible
  - Replaceable door seal
  - Concealed hinge with restricted opening

This special range of wine cabinets (EWTdf) can either accept furniture overlay panels (supplied by your Kitchen Retailer) or the s/steel overlay accessory (at additional cost). These models are only bound for storing wine. Maximum DIN norm bordeaux bottles capacity (0.75 l) as per norm NF H 35-124 (H: 300.5 mm, Ø 76.1 mm)



Silent

The **silent appliances** EWTgb 2383 are extremely quiet due to their design and low-noise components. Currently, they are among the quietest in their product group.

**EWTgb 2383**  
Vinidor

LED	Wine	Tip Open	Soft System	Telescopic Rails	Silent
Flush-fitted insulated glass door / built-in appliance					
Energy efficiency class: <A>					
Energy consumption per year / 24 h: 152 / 0.414 kWh					
Max. Bordeaux bottles 0.75 l: 51					
Gross/net capacity: 195 / 169 l					
Sound power level: 32 db(A) Silent					
Climate rating: SN (from +10 °C to +32 °C)					
Black insulated glass door, handle and frame-free					
Aperture dimensions in cm (h/w/d): 122 / 56 / at least 55.0					

- Controls**
- Interior LC display, touchscreen controls
  - Digital temperature display for both wine zones
  - Warning signal in case of malfunction: visual and audible
  - Audible door alarm
  - Child lock function

- Wine compartment**
- 2 temperature zone, can be regulated between +5 °C and +20 °C
  - 2 adjustable refrigeration circuits
  - Convection cooling, FreshAir active carbon filter
  - Humidity regulation via controllable ventilation
  - LED lighting with on/off function, dimmable
  - Beechwood shelves
  - 6 Shelves, of which 4 on telescopic rails, of which 1 is a presentation shelf

- Key features**
- TipOpen
  - Height-adjustable feet at front
  - Right hand hinge, reversible
  - Replaceable door seal



The **presentation shelf** is ideal for keeping open bottles at the perfect temperature and without the risk of spills.



**EWTgw 2383**  
Vinidor

LED	Wine	Tip Open	Soft System	Telescopic Rails
Flush-fitted insulated glass door / built-in appliance				
Energy efficiency class: <A>				
Energy consumption per year / 24 h: 152 / 0.414 kWh				
Max. Bordeaux bottles 0.75 l: 51				
Gross/net capacity: 195 / 169 l				
Sound power level: 34 db(A)				
Climate rating: SN (from +10 °C to +32 °C)				
White insulated glass door, handle and frame-free				
Aperture dimensions in cm (h/w/d): 122 / 56 / at least 55.0				

- Controls**
- Interior LC display, touchscreen controls
  - Digital temperature display for both wine zones
  - Warning signal in case of malfunction: visual and audible
  - Audible door alarm
  - Child lock function

- Wine compartment**
- 2 temperature zone, can be regulated between +5 °C and +20 °C
  - 2 adjustable refrigeration circuits
  - Convection cooling, FreshAir active carbon filter
  - Humidity regulation via controllable ventilation
  - LED Interior lighting with on/off function, dimmable
  - Beechwood shelves
  - 6 Shelves, of which 4 on telescopic rails, of which 1 is a presentation shelf

- Key features**
- TipOpen
  - Height-adjustable feet at front
  - Right hand hinge, reversible
  - Replaceable door seal
  - Concealed hinge with restricted opening



**EWTdf 2353**  
Vinidor

LED	Wine	Soft System	Telescopic Rails
Insulated glass door / built-in appliance with décor panel			
Energy efficiency class: <A>			
Energy consumption per year / 24 h: 152 / 0.416 kWh			
Max. Bordeaux bottles 0.75 l: 48			
Gross/net capacity: 183 / 158 l			
Sound power level: 34 db(A)			
Climate rating: SN-ST (from +10 °C to +38 °C)			
Will accept an overlay furniture panel or a s/steel overlay kit accessory			
Aperture dimensions in cm (h/w/d): 122 / 56 / at least 55.0			

- Controls**
- Interior LC display, touchscreen controls
  - Digital temperature display for both wine zones
  - Warning signal in case of malfunction: visual and audible
  - Audible door alarm
  - Child lock function

- Wine compartment**
- 2 temperature zone, can be regulated between +5 °C and +20 °C
  - 2 adjustable refrigeration circuits
  - Convection cooling, FreshAir active carbon filter
  - Humidity regulation via controllable ventilation
  - LED Interior lighting with on/off function, dimmable
  - Beechwood shelves
  - 6 Shelves, of which 4 on telescopic rails, of which 1 is a presentation shelf

- Key features**
- Height-adjustable feet at front
  - Right hand hinge, reversible
  - Replaceable door seal
  - Concealed hinge with restricted opening

You can find the full range of efficiency classes on page 3. According to (EU) 2017/1369 6a. Please check with your kitchen installer that the cabinetry will accommodate the weight of the EWT.. 23.. models when fully loaded.

This special range of wine cabinets (EWTdf) can either accept furniture overlay panels (supplied by your Kitchen Retailer) or the s/steel overlay accessory (at additional cost). These models are only bound for storing wine. Maximum DIN norm bordeaux bottles capacity (0.75 l) as per norm NF H 35-124 (H: 300.5 mm, Ø 76.1 mm)

## Vinidor dual zone wine cabinets

EWTdf-models: with stainless steel frame

EWTdf-models: with handle and decor frame



88



88



88

**EWTgb 1683**  
Vinidor

LED Wine Tip Open Soft System Telescopic Rails

Flush-fitted insulated glass door / built-in appliance  
Energy efficiency class: <A>  
Energy consumption per year / 24 h: 145 / 0.396 kWh  
Max. Bordeaux bottles 0.75 l: 33  
Gross/net capacity: 125 / 104 l  
Sound power level: 34 db(A)  
Climate rating: SN (from +10 °C to +32 °C)  
Black insulated glass door, handle and frame-free  
Aperture dimensions in cm (h/w/d): 88 / 56 / at least 55.0

- Controls**
- Interior LC display, touchscreen controls
  - Digital temperature display for both wine zones
  - Warning signal in case of malfunction: visual and audible
  - Audible door alarm
  - Child lock function

- Wine compartment**
- 2 temperature zone, can be regulated between +5 °C and +20 °C
  - 2 adjustable refrigeration circuits
  - Convection cooling, FreshAir active carbon filter
  - Humidity regulation via controllable ventilation
  - LED Interior lighting with on/off function, dimmable
  - Beechwood shelves
  - 4 Shelves, of which 2 on telescopic rails, of which 1 is a presentation shelf

- Key features**
- TipOpen
  - Height-adjustable feet at front
  - Right hand hinge, reversible
  - Replaceable door seal
  - Concealed hinge with restricted opening

**EWTgw 1683**  
Vinidor

LED Wine Tip Open Soft System Telescopic Rails

Flush-fitted insulated glass door / built-in appliance  
Energy efficiency class: <A>  
Energy consumption per year / 24 h: 145 / 0.396 kWh  
Max. Bordeaux bottles 0.75 l: 33  
Gross/net capacity: 125 / 104 l  
Sound power level: 34 db(A)  
Climate rating: SN (from +10 °C to +32 °C)  
White insulated glass door, handle and frame-free  
Aperture dimensions in cm (h/w/d): 88 / 56 / at least 55.0

- Controls**
- Interior LC display, touchscreen controls
  - Digital temperature display for both wine zones
  - Warning signal in case of malfunction: visual and audible
  - Audible door alarm
  - Child lock function

- Wine compartment**
- 2 temperature zone, can be regulated between +5 °C and +20 °C
  - 2 adjustable refrigeration circuits
  - Convection cooling, FreshAir active carbon filter
  - Humidity regulation via controllable ventilation
  - LED Interior lighting with on/off function, dimmable
  - Beechwood shelves
  - 4 Shelves, of which 2 on telescopic rails, of which 1 is a presentation shelf

- Key features**
- TipOpen
  - Height-adjustable feet at front
  - Right hand hinge, reversible
  - Replaceable door seal
  - Concealed hinge with restricted opening

**EWTdf 1653**  
Vinidor

LED Wine Soft System Telescopic Rails

Insulated glass door / built-in appliance with décor panel  
Energy efficiency class: <A>  
Energy consumption per year / 24 h: 145 / 0.397 kWh  
Max. Bordeaux bottles 0.75 l: 30  
Gross/net capacity: 117 / 97 l  
Sound power level: 34 db(A)  
Climate rating: SN-ST (from +10 °C to +38 °C)  
Will accept an overlay furniture panel or a s/steel overlay kit accessory  
Aperture dimensions in cm (h/w/d): 88 / 56 / at least 55.0

- Controls**
- Interior LC display, touchscreen controls
  - Digital temperature display for both wine zones
  - Warning signal in case of malfunction: visual and audible
  - Audible door alarm
  - Child lock function

- Wine compartment**
- 2 temperature zone, can be regulated between +5 °C and +20 °C
  - 2 adjustable refrigeration circuits
  - Convection cooling, FreshAir active carbon filter
  - Humidity regulation via controllable ventilation
  - LED Interior lighting with on/off function, dimmable
  - Beechwood shelves
  - 4 Shelves, of which 2 on telescopic rails, of which 1 is a presentation shelf

- Key features**
- Height-adjustable feet at front
  - Right hand hinge, reversible
  - Replaceable door seal
  - Concealed hinge with restricted opening

You can find the full range of efficiency classes on page 3. According to (EU) 2017/1369 Ga. Please check with your kitchen installer that the cabinetry will accommodate the weight of the EWT.. 16.. models when fully loaded.

This special range of wine cabinets (EWTdf) can either accept furniture overlay panels (supplied by your Kitchen Retailer) or the s/steel overlay accessory (at additional cost). These models are only bound for storing wine. Maximum DIN norm bordeaux bottles capacity (0.75 l) as per norm NF H 35-124 (H: 300.5 mm, Ø 76.1 mm)

Side by Side



The **side-by-side concept** makes it possible to position fridges, freezers and wine cabinets to meet your needs. Special technology for controlling the environment between appliances with major temperature differences enables numerous combinations. More information see page 24-25.



UWTgb 1682



Telescopic Rails

The Vinidor appliances are equipped with solid **wooden shelves mounted on telescopic rails**. The handcrafted shelves made from untreated wood are ideal for storing Bordeaux bottles safely, providing a clear view and easy access.

## Under-worktop cabinets



82-87



82-87



82-87



82-87

**UWTgb 1682**  
Vinidor

LED Wine Tip Open Soft System Telescopic Rails

Flush / under-worktop appliance  
Energy efficiency class: <A>  
Energy consumption per year / 24 h: 144 / 0.392 kWh  
Max. Bordeaux bottles 0.75 l: 34  
Gross/net capacity: 123 / 94 l  
Sound power level: 36 db(A)  
Climate rating: SN-ST (from +10 °C to +38 °C)  
Aperture dimensions in cm (h/w/d): 82-87 / 60 / at least 58.0

**Controls**

- Interior LC display, touchscreen controls
- Digital temperature display for both wine zones
- Warning signal in case of malfunction: visual and audible
- Audible door alarm
- Child lock function

**Wine compartment**

- 2 temperature zone, can be regulated between +5 °C and +20 °C
- 2 adjustable refrigeration circuits
- Convection cooling, FreshAir active carbon filter
- Humidity regulation via controllable ventilation
- LED lighting with on/off function, dimmable
- Beechwood shelves
- 5 shelves, of which 3 on telescopic rails

**Key features**

- TipOpen
- Height-adjustable feet at front and rear
- Right hand hinge, reversible
- Replaceable door seal
- Concealed hinge with restricted opening

**UWTes 1672**  
Vinidor

LED Wine Telescopic Rails

Flush / under-worktop appliance  
Energy efficiency class: <B>  
Energy consumption per year / 24 h: 196 / 0.535 kWh  
Max. Bordeaux bottles 0.75 l: 34  
Gross/net capacity: 123 / 94 l  
Sound power level: 38 db(A)  
Climate rating: SN-ST (from +10 °C to +38 °C)  
Insulated glass door with stainless steel frame  
Aperture dim. in cm (h/w/d): 82-87 / 60 / at least 58.0

**Controls**

- MagicEye in interior, Keys
- Digital temperature display for both wine zones
- Warning signal in case of malfunction: visual and audible
- Audible door alarm
- Child lock function

**Wine compartment**

- 2 temperature zone, can be regulated between +5 °C and +20 °C
- 2 adjustable refrigeration circuits
- Convection cooling, FreshAir active carbon filter
- Humidity regulation via controllable ventilation
- LED lighting with on/off function, dimmable
- Beechwood shelves
- 5 shelves, of which 3 on telescopic rails

**Key features**

- Aluminium handles
- Height-adjustable feet at front and rear
- Right hand hinge, reversible
- Replaceable door seal
- Lock

**UWKes 1752**  
GrandCru

LED Wine Telescopic Rails

Flush / under-worktop appliance  
Energy efficiency class: <A>  
Energy consumption per year / 24 h: 145 / 0.396 kWh  
Max. Bordeaux bottles 0.75 l: 46  
Gross/net capacity: 135 / 110 l  
Sound power level: 38 db(A)  
Climate rating: SN-ST (from +10 °C to +38 °C)  
Insulated glass door with stainless steel frame  
Aperture dim. in cm (h/w/d): 82-87 / 60 / at least 58.0

**Controls**

- MagicEye in interior, Keys
- Digital temperature display
- Warning signal in case of malfunction: visual and audible
- Audible door alarm
- Child lock function

**Wine compartment**

- 1 temperature zones, can be regulated between +5 °C and +20 °C
- 1 adjustable refrigeration circuit
- Convection cooling, FreshAir active carbon filter
- Humidity regulation via controllable ventilation
- LED lighting with on/off function
- Beechwood shelves
- 4 shelves, of which 3 on telescopic rails

**Key features**

- Aluminium handles
- Height-adjustable feet at front and rear
- Right hand hinge, reversible
- Replaceable door seal
- Concealed hinge with restricted opening
- Lock

**UKes 1752**  
GrandCru

Telescopic Rails

Flush / under-worktop appliance  
Energy consumption per year / 24 h: 201 / 0.548 kWh  
Gross/net capacity: 131 / 108 l  
Climate rating: 4  
Voltage: 220-240 V ~  
Connection rating: 0.8 A  
Frequency: 50 Hz  
Aperture dimensions in cm (h/w/d): 82-87 / 60 / at least 55.0

**Controls**

- MagicEye in interior, Keys
- Digital temperature display
- Audible door alarm
- Child lock function

**Beverage compartment**

- 1 temperature zones, can be regulated between +2 °C and +20 °C
- 1 adjustable refrigeration circuit
- Convection cooling, FreshAir active carbon filter
- Humidity regulation via controllable ventilation
- 4 shelves

**Key features**

- Aluminium handles
- Height-adjustable feet at front and rear
- Right hand hinge, reversible
- Replaceable door seal
- Lock

You can find the full range of efficiency classes on page 3. According to (EU) 2017/1369 Ga.

These models are only bound for storing wine (drinks in UKes1752). Maximum DIN norm bordeaux bottles capacity (0.75 l) as per norm NF H 35-124 (H: 300.5 mm, Ø 76.1 mm)

## GrandCru range



WKEes 553



The easy-glide **accessories drawer** can be used to store accessories directly below wine storage cabinets in the WKE 5 model range. This increases the 45 cm recess to 60 cm. Available in white glass (9901086-00), black glass (9901085-00) and stainless steel (9901084-00).



45



45



45



### WKEgb 582 GrandCru



Flush-fitted insulated glass door / built-in appliance  
 Energy efficiency class: **A+**  
 Energy consumption per year / 24 h: 106 / 0.290 kWh  
 Max. Bordeaux bottles 0.75 l: 18\*  
 Gross/net capacity: 48 / 46 l  
 Sound power level: 34 db(A)  
 Climate rating: SN-ST (from +10 °C to +38 °C)  
 Black insulated glass door, handle and frame-free  
 Aperture dimensions in cm (h/w/d): 45 / 56 / at least 55.0

#### Controls

- Interior LC display, touchscreen controls
- Digital temperature display
- Warning signal in case of malfunction: visual and audible
- Audible door alarm
- Child lock function

#### Wine compartment

- 1 temperature zones, can be regulated between +5 °C and +20 °C
- 1 adjustable refrigeration circuit
- Convection cooling, FreshAir active carbon filter
- Humidity regulation via controllable ventilation
- LED lighting with on/off function, dimmable
- Beechwood shelves
- 3 shelves, of which 2 on telescopic rails

#### Key features

- Folding door with TipOpen technology
- Replaceable door seal
- Concealed hinge with restricted opening

\* Max. 18 Bordeaux bottles for front to back storage.  
 Taller bottles can be stored side on (max. 12 Bordeaux bottles).

### WKEgw 582 GrandCru



Flush-fitted insulated glass door / built-in appliance  
 Energy efficiency class: **A+**  
 Energy consumption per year / 24 h: 106 / 0.290 kWh  
 Max. Bordeaux bottles 0.75 l: 18\*  
 Gross/net capacity: 48 / 46 l  
 Sound power level: 34 db(A)  
 Climate rating: SN-ST (from +10 °C to +38 °C)  
 White insulated glass door, handle and frame-free  
 Aperture dimensions in cm (h/w/d): 45 / 56 / at least 55.0

#### Controls

- Interior LC display, touchscreen controls
- Digital temperature display
- Warning signal in case of malfunction: visual and audible
- Audible door alarm
- Child lock function

#### Wine compartment


- 1 temperature zones, can be regulated between +5 °C and +20 °C
- 1 adjustable refrigeration circuit
- Convection cooling, FreshAir active carbon filter
- Humidity regulation via controllable ventilation
- LED lighting with on/off function, dimmable
- Beechwood shelves
- 3 shelves, of which 2 on telescopic rails

#### Key features

- Folding door with TipOpen technology
- Replaceable door seal
- Concealed hinge with restricted opening

\* Max. 18 Bordeaux bottles for front to back storage.  
 Taller bottles can be stored side on (max. 12 Bordeaux bottles).

### WKEes 553 GrandCru



Flush / built-in appliance for integrated use  
 Energy efficiency class: **A**  
 Energy consumption per year / 24 h: 130 / 0.356 kWh  
 Max. Bordeaux bottles 0.75 l: 18\*\*  
 Gross/net capacity: 48 / 46 l  
 Sound power level: 34 db(A)  
 Climate rating: SN (from +10 °C to +32 °C)  
 Glass door with stainless steel frame, handle and frame-free  
 Aperture dimensions in cm (h/w/d): 45 / 56 / at least 55.0

#### Controls

- Interior LC display, touchscreen controls
- Digital temperature display
- Warning signal in case of malfunction: visual and audible
- Audible door alarm
- Child lock function

#### Wine compartment

- 1 temperature zones, can be regulated between +5 °C and +20 °C
- 1 adjustable refrigeration circuit
- Convection cooling, FreshAir active carbon filter
- Humidity regulation via controllable ventilation
- LED lighting with on/off function, dimmable
- Beechwood shelves
- 3 shelves, of which 2 on telescopic rails

#### Key features

- Recessed grip
- Right hand hinge, reversible
- Replaceable door seal

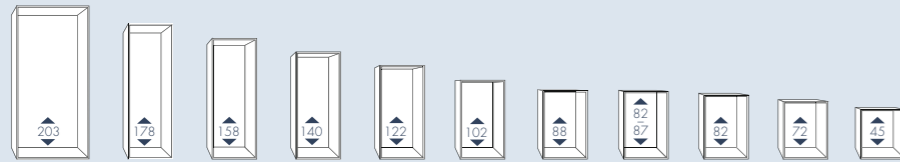
\*\* Max. 18 Bordeaux bottles for front to back storage.  
 Taller bottles can be stored side on using the brackets provided (max. 12 Bordeaux bottles).

You can find the full range of efficiency classes on page 3. According to (EU) 2017/1369 Ga.

These models are only bound for storing wine. Maximum DIN norm bordeaux bottles capacity (0.75 l) as per norm NF H 35-124 (H: 300.5 mm, Ø 76.1 mm)

## Built-in appliance glossary

### Aperture dimensions



The dimensions for built-in appliances are industry standard. The aperture dimensions provide information about the appliance size or height. The exact dimensions of each appliance can be seen in the installation diagrams on the pages that follow.

### Climate class

The climate rating specifies the ambient temperature for which the appliances are guaranteed to work normally. The following climate ratings have been defined (pursuant to DIN EN ISO 15502):

SN +10 °C to +32 °C  
ST +16 °C to +38 °C

N +16 °C to +32 °C  
T +16 °C to +43 °C

### Outstanding energy efficiency

By combining state-of-the-art, precision electronics and highly efficient refrigeration systems, Liebherr offers an attractive and ultra-economical range of appliances in the best energy efficiency classes across all product groups. With appliances in the top energy efficiency classes, A+++ and A+++ -20 %, Liebherr offers products with the greatest possible energy savings.



### Front air intake and ventilation

To ensure that the refrigeration system is cooled and the appliance operates correctly, built-in appliances must be adequately ventilated. Depending on the model and the installation location:

- 1 Built-in appliances in non-ceiling height kitchen units. Front air intake in the plinth, venting via the back wall of the kitchen unit.
- 2 Built-in appliances in ceiling height kitchen units. Front air intake in the plinth, venting via ventilation slots at the top.
- 3 In the case of individual built-in appliances installed one above the other (Freshness Centre/SBS Concept, see pages 20/21) ventilation takes place as described in 1 and 2.
- 4 Built-in appliances with both air intake and venting at the front.
- 5 Under-worktop appliances with front air intake in the plinth. Venting via ventilation slots at the top.
- 6 Under-worktop appliances with both air intake and venting at the front.

**Please note:** All ventilation slots must be at least 200 cm<sup>2</sup>.



### Levelling bars

Taller appliances with a height of 140 cm or more have two levelling bars on the left and right of the base. These make it possible to correctly level position the appliance and thereby ensure that the door closes correctly so that the appliance works properly.



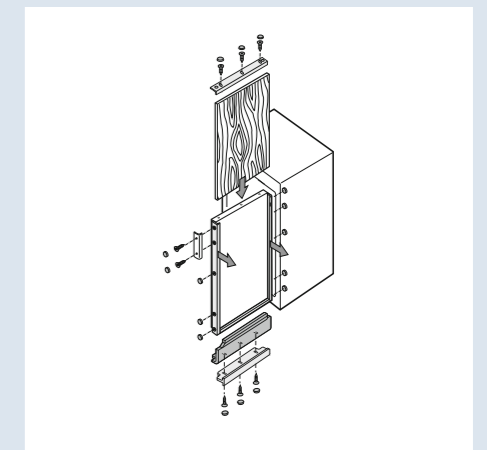
### Vario plinth

The Vario plinth makes it possible to adapt under-worktop models (UIK, SUIG, UWT and UWK) to the height and depth of the kitchen units. All four positioning feet can be adjusted by up to 50 mm from the front. The position of the ventilation grille can also be adjusted to match the front of the kitchen units; it can be moved by up to 55 mm.




### Décor panel/equaliser trims

On décor panel appliances, a décor panel, up to 4 mm thick, that matches the kitchen finish can be inserted into the décor frame on the appliance door. The décor panel is aluminium coloured as standard, but brown and white frames are also available as optional accessories. If the existing décor panel is too small for the replacement appliance, it can be adapted using equaliser trims that match the colour of the décor frame. Depending on the dimensions, or for aesthetic reasons, one or two equaliser trims (top and/or bottom) can be used. The equaliser trims are available in three heights (16, 41 and 60 mm) and three different colours (brown, white and aluminium coloured).



### Four-point attachment

So that our built-in fridges can be installed correctly, we provide special four-point fixing as standard for all our door-on-door appliances. The fixing points are attractively concealed with covers and the attachment brackets create a depth stop at the top and bottom. This alignment device ensures that the appliance is correctly positioned within the kitchen unit. Taller appliances with a height of 140 cm or more also come with two height-adjustable positioning feet at the front.



## Diagrams

Whether you want to redesign your kitchen, or replace your current appliance: Liebherr's extensive built-in range offers the right appliance for all of your needs. Liebherr, the refrigeration specialist offers you premium-quality appliances with all the advantages of the latest refrigeration technology.

Plumbed-in connection

**ECBN 6256** \*\*\*\*

Fixed water connection (3/4") required for automatic ice-cube maker.  
3m reinforced flexible hose available as an accessory (Part No. 6030 785).

178

**SBS 7012** \*\*\*\*

Maximum weight of furniture door:  
fridge compartment: 26 kg  
freezer compartment: 26 kg  
NB:  
The cupboard door is attached to the appliance door (door on door assembly). No cupboard hinges required.  
\*Recommended: 560 mm

178

**ICBN 3376** \*\*\*\*  
**ICBN 3324** \*\*\*\*  
**ICN 3386** \*\*\*\*  
**ICU 3324** \*\*\*\*  
**ICUN 3324** \*\*\*\*  
**ICP 3324** \*\*\*\*  
**SICN 3386** \*\*\*\*

Maximum weight of furniture door:  
fridge compartment: 18 kg  
freezer compartment: 12 kg  
NB: The cupboard door is attached to the appliance door (door on door assembly). No cupboard hinges required. \*Recommended: 560 mm

203

**ECBN 6256** \*\*\*\*

Reinforced flexible hose (3m) for appliances with a 3/4" plumbed-in connection.  
Maximum weight of furniture door:  
fridge compartment: 12 kg per door  
drawer: 10 kg  
NB:  
The cupboard door is attached to the appliance door (door on door assembly). No cupboard hinges required.

Plumbed-in connection

**ECBN 6156** \*\*\*\*  
**ECBN 5066** \*\*\*\*

Fixed water connection (3/4") required for automatic ice-cube maker.  
Reinforced flexible hose (3m) for appliances with a 3/4" plumbed-in connection.

178

**SBS 6613** \*\*\*\*

Maximum weight of furniture door:  
fridge compartment: 17 kg  
freezer compartment: 12 kg  
NB:  
The cupboard door is attached to the appliance door (door on door assembly). No cupboard hinges required.  
\*Recommended: 560 mm

178

**ICBP 3266** \*\*\*\*

Maximum weight of furniture door:  
fridge compartment: 18 kg  
freezer compartment: 12 kg  
NB:  
The cupboard door is attached to the appliance door (door on door assembly). No cupboard hinges required.  
\*Recommended: 560 mm

203

**ECBN 6156** \*\*\*\*

Reinforced flexible hose (3m) for appliances with a 3/4" plumbed-in connection.  
Maximum weight of furniture door:  
fridge compartment: 27 kg  
drawer: 10 kg  
NB:  
The cupboard door is attached to the appliance door (door on door assembly). No cupboard hinges required.

178

**ICBN 3386** \*\*\*\*

Maximum weight of furniture door:  
fridge compartment: 18 kg  
freezer compartment: 12 kg  
NB:  
The cupboard door is attached to the appliance door (door on door assembly). No cupboard hinges required.  
\*Recommended: 560 mm

178

**SBS 6612** \*\*\*\*

Maximum weight of furniture door:  
fridge compartment: 17 kg  
freezer compartment: 12 kg  
NB:  
The cupboard door is attached to the appliance door (door on door assembly). No cupboard hinges required.  
\*Recommended: 560 mm

178

**ICBS 3324** \*\*\*\*  
**ICUNS 3324** \*\*\*\*  
**ICNS 3324** \*\*\*\*  
**ICUS 3324** \*\*\*\*

\*Recommended: 560 mm

203

**ECBN 5066** \*\*\*\*

Reinforced flexible hose (3m) for appliances with a 3/4" plumbed-in connection.  
Maximum weight of furniture door:  
fridge compartment: 27 kg  
freezer compartment: 10 kg per drawer  
NB:  
The cupboard door is attached to the appliance door (door on door assembly). No cupboard hinges required.

178

**SBS 7014** \*\*\*\*

Maximum weight of furniture door:  
fridge compartment: 26 kg  
freezer compartment: 26 kg  
NB:  
The cupboard door is attached to the appliance door (door on door assembly). No cupboard hinges required.  
\*Recommended: 560 mm

Plumbed-in connection

**ICBN 3386** \*\*\*\*  
**SBS 7014** \*\*\*\*  
**SBS 6613** \*\*\*\*  
**SBS 6612** \*\*\*\*  
**SIGN 3576** \*\*\*\*

Fixed water connection (3/4") required for automatic ice-cube maker.  
3m reinforced flexible hose available as an accessory (Part No. 6030 785).

178

**ICUS 3224**

\*Recommended: 560 mm

Please note that the recommended furniture door thickness limits are 16mm - 19mm. Thicker door panels can be fitted within the relevant weight limits but specialist advice should be obtained. Please refer to the installation instructions for the individual model door weight limits.

Diagrams

178

**IKBP 3564** \*\*\*\*  
**IKBP 3560**  
**IKB 3560**  
**IKB 3520**

Maximum weight of furniture door: 26 kg  
 NB:  
 The cupboard door is attached to the appliance door (door on door assembly). No cupboard hinges required.  
 \*Recommended: 560 mm

178

**SIGN 3556** \*\*\*\*  
**SIGN 3524** \*\*\*\*

Maximum weight of furniture door: 26 kg  
 NB:  
 The cupboard door is attached to the appliance door (door on door assembly). No cupboard hinges required.  
 \*Recommended: 560 mm

140

**IKBP 2760**  
**IK 2764** \*\*\*\*  
**IK 2760**

Maximum weight of furniture door: 21 kg  
 NB:  
 The cupboard door is attached to the appliance door (door on door assembly). No cupboard hinges required.  
 \*Recommended: 560 mm

122

**IKB 2360**  
**IK 2324** \*\*\*\*  
**IK 2320**  
**IK 2360**

Maximum weight of furniture door: 19 kg  
 NB:  
 The cupboard door is attached to the appliance door (door on door assembly). No cupboard hinges required.  
 \*Recommended: 560 mm

178

**IKBP 2964** \*\*\*\*

Maximum weight of furniture door: 22 kg  
 NB:  
 The cupboard door is attached to the appliance door (door on door assembly). No cupboard hinges required.  
 \*Recommended: 560 mm

178

**EWTgb 3583**  
**EWTgw 3583**

Door dimensions (h/w/d): 1816 / 595 / 19 mm  
 \*Recommended: 560 mm

140

**SIGN 2756** \*\*\*\*

Maximum weight of furniture door: 21 kg  
 NB:  
 The cupboard door is attached to the appliance door (door on door assembly). No cupboard hinges required.  
 \*Recommended: 560 mm

102

**IK 1960**

Maximum weight of furniture door: 16 kg  
 NB:  
 The cupboard door is attached to the appliance door (door on door assembly). No cupboard hinges required.  
 \*Recommended: 560 mm

178

**IK 3524** \*\*\*\*  
**IK 3520**

Maximum weight of furniture door: 26 kg  
 NB:  
 The cupboard door is attached to the appliance door (door on door assembly). No cupboard hinges required.  
 \*Recommended: 560 mm

178

**EWTdf 3553**

Door dimensions (h/w/d): 1816 / 595 / 19 mm  
 \*Recommended: 560 mm, \*\*Shown with stainless steel frame installed

122

**EWTgb 2383**  
**EWTgw 2383**

\*Recommended: 560 mm  
 Door dimensions (h/w/d): 1233 / 595 / 19 mm

88

**IGS 1624** \*\*\*\*  
**IKS 1624** \*\*\*\*  
**IKS 1620**

\*Recommended: 560 mm

178

**SIGN 3576** \*\*\*\*

Maximum weight of furniture door: 26 kg  
 NB:  
 The cupboard door is attached to the appliance door (door on door assembly). No cupboard hinges required.  
 \*Recommended: 560 mm

158

**ICUS 2924** \*\*\*\*

\*Recommended: 560 mm

122

**EWTdf 2353**

Door dimensions (h/w/d): 1233 / 595 / 19 mm  
 \*Recommended: 560 mm, \*\*Shown with stainless steel frame installed

88

**IKP 1660**  
**IK 1620**

Maximum weight of furniture door: 16 kg  
 NB:  
 The cupboard door is attached to the appliance door (door on door assembly). No cupboard hinges required.  
 \*Recommended: 560 mm

Please note that the recommended furniture door thickness limits are 16mm - 19mm. Thicker door panels can be fitted within the relevant weight limits but specialist advice should be obtained. Please refer to the installation instructions for the individual model door weight limits.

# Diagrams

88

SIIB 1650  
IGN 1664 \*\*\*  
IG 1624 \*\*\*

Maximum weight of furniture door: 16 kg  
NB: The cupboard door is attached to the appliance door (door on door assembly). No cupboard hinges required.  
\*Recommended: 560 mm

82-88

SUIGN 1554 \*\*\*  
SUIG 1514 \*\*\*  
UIKP 1554 \*\*\*  
UIKP 1550  
UIK 1514 \*\*\*  
UIK 1510

Maximum weight of furniture door: 10 kg  
NB: The cupboard door is attached to the appliance door (door on door assembly). No cupboard hinges required.  
Plinth height at appliance height of 820 mm (height of worktop 850 mm) adjustable between 100 and 160 mm, or between 163 and 223 mm at appliance height of 880 mm (height of worktop 900 mm). Depth of plinth 22-77 mm.

82-87

UIG 1323 \*\*\*  
UIG 1313 \*\*\*

Maximum weight of furniture door: 10 kg  
NB: The cupboard door is attached to the appliance door (door on door assembly). No cupboard hinges required.  
Plinth height at appliance height of 820 mm (height of worktop 850 mm) adjustable between 100 and 160 mm, or between 163 and 223 mm at appliance height of 880 mm (height of worktop 900 mm). Depth of plinth 22-77 mm.

82-87

UKes 1752

Built-under model:  
Height of plinth can be adjusted by 50 mm with adjustable feet. Ventilation occurs through the plinth. No ventilation grill is needed in the worktop.  
Frameless, handle-less glass door.  
Door dimensions (h/w/d): 716 / 592 / 38 mm

88

EK 1620

Cutting measure for decor panel in mm  
Height/width: 860 / 585,  
Max. thickness 4 mm.  
\*Recommended: 560 mm

72

IGN 1064 \*\*\*  
IG 1024 \*\*\*

Maximum weight of furniture door: 14 kg  
NB: The cupboard door is attached to the appliance door (door on door assembly). No cupboard hinges required.  
\*Recommended: 560 mm

88

EWTgb 1683  
EWTgw 1683

Door dimensions (h/w/d): 906 / 595 / 19 mm  
\*Recommended: 560 mm

82-88

UIKo 1560  
UIKo 1550

Maximum weight of furniture door: 10 kg  
NB: The cupboard door is attached to the appliance door (door on door assembly). No cupboard hinges required.  
Plinth height at appliance height of 820 mm (height of worktop 850 mm) adjustable between 100 and 160 mm, or between 163 and 223 mm at appliance height of 880 mm (height of worktop 900 mm). Depth of plinth 22-77 mm.

82-87

UWTgb 1682

Built-under model:  
Height of plinth can be adjusted by 50 mm with adjustable feet. Ventilation occurs through the plinth. No ventilation grill is needed in the worktop.  
Frameless, handle-less glass door.  
Door dimensions (h/w/d): 717 / 596 / 39 mm

45

WKEgb 582  
WKEgw 582

Glass door with stainless steel frame.  
Door dimensions (h/w/d): 450 / 595 / 35 mm

88

EWTdf 1653

Door dimensions (h/w/d): 906 / 595 / 19 mm  
\*Recommended: 560 mm, \*\* Shown with stainless steel frame installed

82-87

UWKes 1752  
UWTes 1672

Built-under model:  
Height of plinth can be adjusted by 50 mm with adjustable feet. Ventilation occurs through the plinth. No ventilation grill is needed in the worktop.  
Frameless, handle-less glass door.  
Door dimensions (h/w/d): 716 / 592 / 38 mm

45

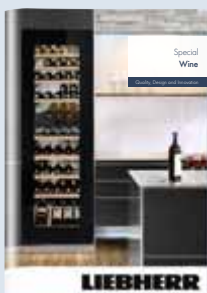

WKEes 553

NB: Ventilation always upwards. When installation underneath the worktop, a ventilation grill is required.  
Glass door with stainless steel frame.  
Door dimensions (h/w/d): 455 / 591 / 16 mm

Please note that the recommended furniture door thickness limits are 16mm - 19mm. Thicker door panels can be fitted within the relevant weight limits but specialist advice should be obtained. Please refer to the installation instructions for the individual model door weight limits.

## Our catalogues

Find out everything you need to know about Liebherr Freestanding & Built-In refrigeration as well as Wine Cabinets. Liebherr also manufacture a comprehensive range of Commercial refrigeration. Available as PDF downloads from [home.liebherr.com](http://home.liebherr.com).



## Smart communication on all fronts



### BioFresh App

Useful information about perfect food storage, as well as vitamin and mineral content.



### Smoothies & Ice-App

Playful fun; With just a tap, ice-cubes tumble down your screen and can be moved and crushed.



Find out which app is available for which operating system (Apple, Android etc.), and which device type.

[apps.home.liebherr.com](http://apps.home.liebherr.com)



Discover the world of Liebherr-Appliances with the latest interesting news, stories, valuable tips and tricks on food storage, recipes and lots more besides!



Click the link to directly access our social media channels:

[socialmedia.home.liebherr.com](http://socialmedia.home.liebherr.com)

Your local Liebherr authorised dealer will help you make the right choice of refrigeration for your lifestyle.

